# E S T A D I S T I C A

# A C C I D E N T E S  D E  T R A N S I T O

# ( 2 0 0 2 )

H I D A L G O

# *INFORMACION GENERAL*

## *ESTADO: HIDALGO*

| | | |
|---|---|---|
| ● ***SUPERFICIE*** | ***20,987*** | ***km² .*** |
| ● ***POBLACIÓN (2002)*** | ***2,112,473*** | ***HABITANTES*** |
| | ***1,042,566*** | ***HOMBRES*** |
| | ***1,069,907*** | ***MUJERES*** |
| ● ***DENSIDAD DE POBLACIÓN (2002)*** | ***100.656*** | ***HAB./km² .*** |
| ● ***VEHÍCULOS REGISTRADOS (2002)*** | ***303,913*** | ***VEHICULOS*** |
| ● ***HABITANTES POR VEHÍCULO (2002)*** | ***6.951*** | ***HAB./VEH.*** |
| ● ***INDICE DE MOTORIZACIÓN (2002)*** | ***0.144*** | ***VEH./HAB.*** |

### ● *LONGITUD Y TIPO DE SUPERFICIE DE LA RED CARRETERA ( km. )*

| CONCEPTO | PAVIMENTADA | | | REVESTIDA | TERRACERIA | TOTAL |
|---|---|---|---|---|---|---|
| | UN CARRIL | DOS CARRILES | CUATRO O MAS CARRILES | | | |
| Federal libre | | 708.19 | 132.60 | | | 840.79 |
| Federal cuota | | 40.79 | 36.20 | | | 76.99 |
| Estatal libre | | 2,154.70 | 53.40 | 304.80 | | 2,512.90 |
| Estatal cuota | | | | | | - |
| Rural | | 12.40 | | 5,453.30 | 180.10 | 5,645.80 |
| Brechas | | | | | 171.20 | 171.20 |
| | | | | | | 9,247.68 |

### ● *UTILIZACION DE LAS CARRETERAS*

| RANGOS DE VOLUMEN EN TDPA | FEDERAL LIBRE AFORADA | | ESTATAL LIBRE AFORADA | | FEDERAL Y/O ESTATAL CUOTA AFORADA | |
|---|---|---|---|---|---|---|
| | LONGITUD | PORCENTAJE | LONGITUD | PORCENTAJE | LONGITUD | PORCENTAJE |
| 1 - 2,000 | 244.03 | 29.35 | 161.81 | 33.66 | 0.00 | 0.00 |
| 2,001 - 5,000 | 217.90 | 26.21 | 170.88 | 35.55 | 0.00 | 0.00 |
| 5,001 - 10,000 | 235.79 | 28.36 | 137.98 | 28.71 | 37.60 | 50.23 |
| 10,001 - MAS | 133.74 | 16.08 | 10.00 | 2.08 | 37.26 | 49.77 |
| TOTAL | 831.46 | 100.00 | 480.67 | 100.00 | 74.86 | 100.00 |

NOTA:

TDPA.- TRANSITO DIARIO PROMEDIO ANUAL

## INDICE DE ACCIDENTES
## POR MILLON DE VEHICULOS-KILOMETRO

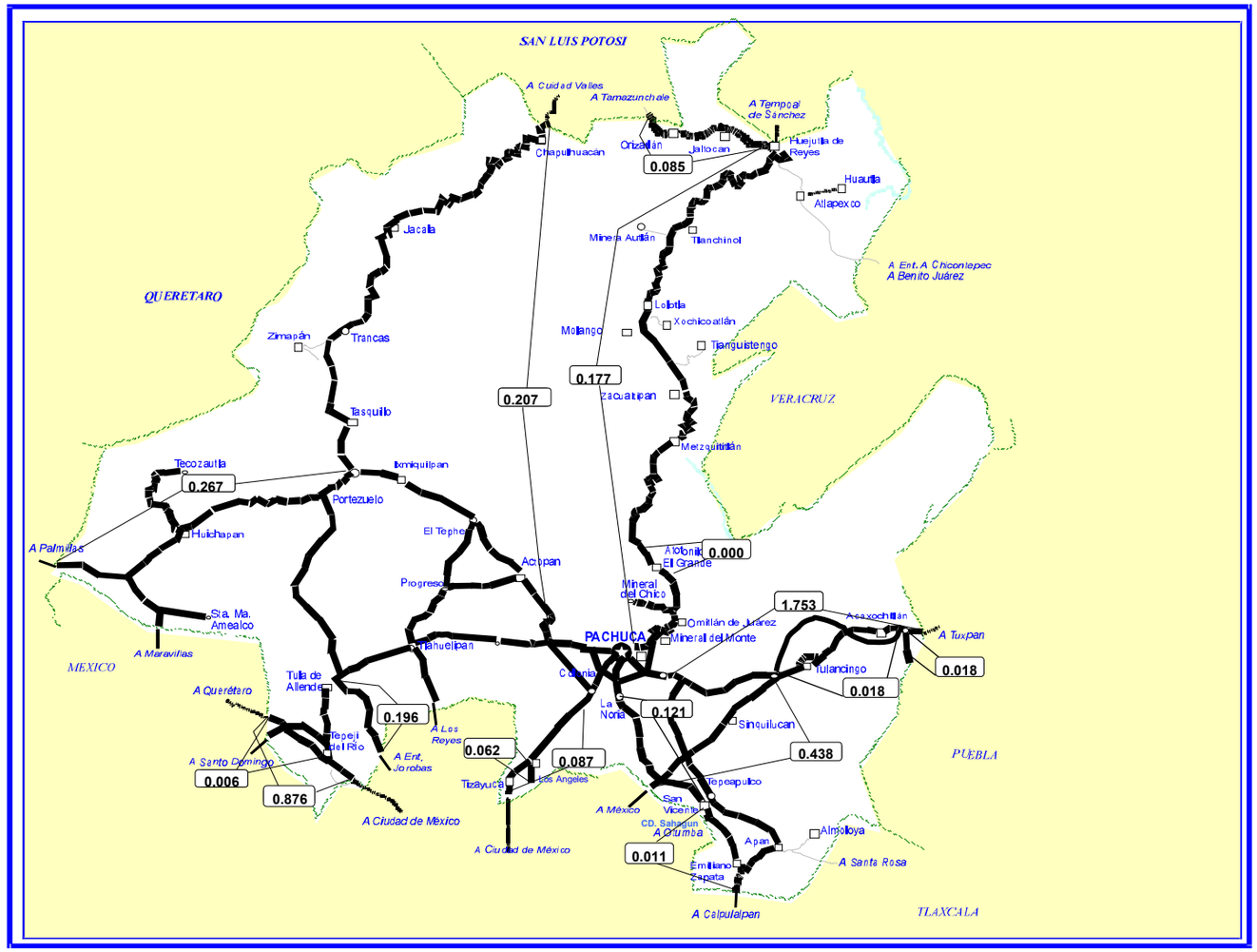


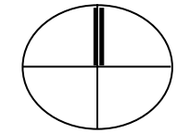

**INDICE DE ACCIDENTES EN EL ESTADO**

$$\overline{I}^{A}_{veh/km} = 0.155$$

**ESTADO DE HIDALGO**

# *ACCIDENTES DE TRANSITO*
## *( 2 0 0 2 )*

***ESTADO: HIDALGO***

| CARRETERA Y TRAMO | LONGITUD | VEH-km MILLONES | # DE ACCIDENTES | | | | SALDOS | | | INDICES POR $10^6$ DE VEH-KM | | INDICES POR $10^5$ DE VEH-KM | | |
|---|---|---|---|---|---|---|---|---|---|---|---|---|---|---|
| | | | TOTAL | CON MUERTOS | SOLO CON HERIDOS | EQUIVALENTES (1) | MUERTOS | HERIDOS | DAÑOS MATERIALES (MILLONES $) | ACCIDENTES | PELIGROSIDAD | ACCIDENTES MORTALES | MUERTOS | HERIDOS |
| MEXICO - PACHUCA ( 085 )<br>LIM. EDOS. MEX. / HGO. - MATILDE | 29.090 | 983.428 | 86 | 9 | 39 | 276 | 11 | 62 | 4.529 | 0.087 | 0.281 | 0.001 | 0.001 | 0.006 |
| "T" COLONIA - CD. VALLES ( 085 )<br>"T" COLONIA - LIM. EDOS. HGO. / S.L.P. | 242.800 | 973.959 | 202 | 9 | 92 | 562 | 14 | 138 | 5.904 | 0.207 | 0.577 | 0.001 | 0.001 | 0.014 |
| PACHUCA - TEMPOAL ( 105 )<br>PACHUCA - LIM. EDOS. HGO./ VER. | 211.400 | 628.804 | 111 | 7 | 47 | 535 | 22 | 146 | 3.532 | 0.177 | 0.851 | 0.001 | 0.003 | 0.023 |
| PACHUCA - TUXPAN ( 130 )<br>PACHUCA - LIM. EDOS. HGO/PUE. | 71.700 | 109.522 | 192 | 12 | 60 | 592 | 12 | 164 | 4.882 | 1.753 | 5.405 | 0.011 | 0.011 | 0.150 |
| PACHUCA - CD. SAHAGUN (130 )<br>PACHUCA - CD. SAHAGUN | 37.200 | 543.677 | 66 | 3 | 18 | 184 | 5 | 44 | 3.536 | 0.121 | 0.338 | 0.001 | 0.001 | 0.008 |
| VENTA DE CARPIO - PITULA (132)<br>LIM. EDOS. MEX/HGO.- "T" PITULA | 34.000 | 118.767 | 52 | 18 | 30 | 282 | 22 | 49 | 3.299 | 0.438 | 2.374 | 0.015 | 0.019 | 0.041 |
| APIZACO - TEJOCOTAL ( 119 )<br>LIM. EDOS. PUE. / HGO.´- TEJOCOTAL | 3.000 | 163.800 | 3 | 0 | 1 | 7 | 0 | 2 | 0.800 | 0.018 | 0.043 | 0.000 | 0.000 | 0.001 |
| PORTEZUELO - PALMILLAS ( 045 )<br>"T" PORTEZUELO - LIM. EDOS. HGO./QRO. | 73.800 | 489.976 | 131 | 4 | 40 | 373 | 11 | 88 | 5.772 | 0.267 | 0.761 | 0.001 | 0.002 | 0.018 |
| JOROBAS - TULA ( 087 )<br>LIM. EDOS. MEX/HGO.- TULA | 30.000 | 224.926 | 44 | 7 | 25 | 224 | 11 | 57 | 1.756 | 0.196 | 0.996 | 0.003 | 0.005 | 0.025 |
| TEPEJI DEL RIO - LA CAÑADA ( 057 )<br>TEPEJI DEL RIO - LA CAÑADA | 18.800 | 719.428 | 4 | 1 | 4 | 40 | 3 | 9 | 0.960 | 0.006 | 0.056 | 0.000 | 0.000 | 0.001 |
| SAN FELIPE O. - HUEJUTLA (105)<br>SAN FELIPE O. - HUEJUTLA | 25.000 | 58.667 | 5 | 0 | 3 | 11 | 0 | 3 | 0.960 | 0.085 | 0.187 | 0.000 | 0.000 | 0.005 |

# *ACCIDENTES DE TRANSITO*
## *( 2 0 0 2 )*

***ESTADO: HIDALGO***

| CARRETERA Y TRAMO | LONGITUD | VEH-km MILLONES | # DE ACCIDENTES | | | | SALDOS | | | INDICES POR $10^6$ DE VEH-KM | | INDICES POR $10^5$ DE VEH-KM | | |
|---|---|---|---|---|---|---|---|---|---|---|---|---|---|---|
| | | | TOTAL | CON MUERTOS | SOLO CON HERIDOS | EQUIVALENTES (1) | MUERTOS | HERIDOS | DAÑOS MATERIALES (MILLONES $) | ACCIDENTES | PELIGROSIDAD | ACCIDENTES MORTALES | MUERTOS | HERIDOS |
| MÉXICO - PACHUCA "CUOTA" (085 D) LIM. EDOS. MEX/HGO. - LOS ANGELES | 11.250 | 389.963 | 24 | 2 | 15 | 96 | 2 | 30 | 5.576 | 0.062 | 0.246 | 0.001 | 0.001 | 0.008 |
| MÉXICO - QUERETARO "CUOTA" (057 D) LIM. EDOS. MEX/HGO. - LIM. EDOS. HGO/MEX. | 23.500 | 78.809 | 69 | 6 | 27 | 247 | 8 | 65 | 3.334 | 0.876 | 3.134 | 0.008 | 0.010 | 0.082 |
| PACHUCA - TEMPOAL (105) LIBRAMIENTO ATOTONILCO | 6.300 | 0.000 | 3 | 0 | 0 | 3 | 0 | 0 | 0.900 | 0.000 | 0.000 | 0.000 | 0.000 | 0.000 |
| CD. SAHAGÚN - EMILIANO ZAPATA (000) CD. SAHAGÚN - LIM EDOS. HGO/TLAX. | 14.000 | 348.421 | 4 | 0 | 2 | 20 | 0 | 8 | 1.470 | 0.011 | 0.057 | 0.000 | 0.000 | 0.002 |
| MEXICO - TUXPAN "CUOTA" (132 D) LIBRAMIENTO TULANCINGO | 37.600 | 651.282 | 12 | 6 | 15 | 106 | 3 | 38 | 2.713 | 0.018 | 0.163 | 0.001 | 0.000 | 0.006 |

*TOTAL DE ACCIDENTES DE TRANSITO 2 0 0 2*

| | | | | | | | | | | | | | | |
|---|---|---|---|---|---|---|---|---|---|---|---|---|---|---|
| **ESTADO: HIDALGO** | 869.440 | 6,483.429 | 1,008 | 84 | 418 | 3,558 | 124 | 903 | 49.922 | 0.155 | 0.549 | 0.001 | 0.002 | 0.014 |

NOTA:

( 1 ) ACCIDENTES EQUIVALENTES
UN MUERTO = 6 ACCIDENTES
UN HERIDO = 2 ACCIDENTES

# *ACCIDENTES Y SALDOS POR MES*

## *( 2 0 0 2 )*

***ESTADO: HIDALGO***

| CARRETERA Y TRAMO | SALDOS | ENERO | FEBRERO | MARZO | ABRIL | MAYO | JUNIO | JULIO | AGOSTO | SEPTIEMBRE | OCTUBRE | NOVIEMBRE | DICIEMBRE |
|---|---|---|---|---|---|---|---|---|---|---|---|---|---|
| MEXICO - PACHUCA ( 085 ) LIM. EDOS. MEX. / HGO. - MATILDE | # ACCIDENTES | 10 | 9 | 6 | 5 | 14 | 5 | 3 | 5 | 7 | 7 | 7 | 8 |
| | # MUERTOS | 1 | 2 | | | 2 | 2 | | 1 | 2 | 1 | | |
| | # HERIDOS | 6 | 8 | 5 | 4 | 11 | 5 | 1 | 3 | 2 | 6 | 7 | 4 |
| | DAÑOS MATERIALES (MILLONES $) | 0.1906 | 0.2300 | 0.9800 | 0.9700 | 0.1855 | 0.1700 | 0.1300 | 0.8170 | 0.1500 | 0.2030 | 0.3870 | 0.1160 |
| "T" COLONIA - CD. VALLES ( 085 ) "T" COLONIA - LIM. EDOS. HGO. / S.L.P. | # ACCIDENTES | 29 | 15 | 25 | 20 | 20 | 19 | 20 | 13 | 14 | 10 | 7 | 10 |
| | # MUERTOS | 8 | 1 | 1 | 1 | | 2 | | | | 1 | | |
| | # HERIDOS | 15 | 14 | 11 | 23 | 8 | 16 | 21 | 11 | | 4 | 9 | 6 |
| | DAÑOS MATERIALES (MILLONES $) | 0.8925 | 0.3340 | 0.7322 | 0.3900 | 1.0230 | 0.3240 | 0.4357 | 0.3215 | 0.3355 | 0.5775 | 0.1280 | 0.4105 |
| PACHUCA - TEMPOAL ( 105 ) PACHUCA - LIM. EDOS. HGO./ VER. | # ACCIDENTES | 1 | 9 | 11 | 9 | 14 | 8 | 5 | 9 | 4 | 7 | 28 | 6 |
| | # MUERTOS | | 1 | | | 1 | 1 | 1 | 1 | 7 | | 7 | 3 |
| | # HERIDOS | 2 | 6 | 15 | 4 | 19 | 10 | 10 | 33 | 4 | 10 | 24 | 9 |
| | DAÑOS MATERIALES (MILLONES $) | 0.1700 | 0.4190 | 0.1638 | 0.1570 | 0.3550 | 0.1680 | 0.1190 | 0.7220 | 0.1110 | 0.3100 | 0.6950 | 0.1420 |
| PACHUCA - TUXPAN ( 130 ) PACHUCA - LIM. EDOS. HGO./ PUE. | # ACCIDENTES | 21 | 19 | 24 | 16 | 18 | 17 | 16 | 13 | 13 | 19 | 3 | 13 |
| | # MUERTOS | 4 | 2 | | | | 1 | 1 | 1 | 1 | 2 | | |
| | # HERIDOS | 12 | 8 | 8 | 15 | 25 | 16 | 14 | 22 | 5 | 19 | 1 | 19 |
| | DAÑOS MATERIALES (MILLONES $) | 0.2757 | 0.7005 | 0.5582 | 0.3010 | 0.4135 | 0.3576 | 0.3710 | 0.6930 | 0.2980 | 0.4213 | 0.1400 | 0.3520 |
| PACHUCA - CD. SAHAGUN (088 ) PACHUCA - CD. SAHAGUN | # ACCIDENTES | 8 | 5 | 7 | 6 | 9 | 3 | 4 | 8 | 3 | 6 | 2 | 5 |
| | # MUERTOS | | | | 1 | | | 2 | 2 | | | | |
| | # HERIDOS | 1 | 1 | 1 | 8 | 4 | 7 | 7 | 4 | 3 | 5 | | 3 |
| | DAÑOS MATERIALES (MILLONES $) | 0.2222 | 0.1080 | 0.1120 | 0.2190 | 0.4300 | 0.4700 | 0.2840 | 0.2170 | 0.1260 | 0.1375 | 0.3600 | 0.8500 |
| VTA. DE CARPIO - PITULA (132) LIM. EDOS. MEX. / HGO.- "T" PITULA | # ACCIDENTES | 5 | 1 | 5 | 5 | 7 | 5 | 8 | 7 | 5 | | 3 | 1 |
| | # MUERTOS | 1 | | | 2 | | 1 | 6 | 2 | 2 | | 8 | |
| | # HERIDOS | 3 | | 2 | 2 | 4 | 2 | 8 | 16 | 12 | | | |
| | DAÑOS MATERIALES (MILLONES $) | 0.2730 | 0.3000 | 0.1200 | 0.1910 | 0.7100 | 0.6310 | 0.2900 | 0.2640 | 0.1050 | 0.0000 | 0.1150 | 0.3000 |
| APIZACO - TEJOCOTAL ( 119 ) LIM. EDOS. PUE. / HGO. TEJOCOTAL | # ACCIDENTES | | 1 | | | | | 1 | | 1 | | | |
| | # MUERTOS | | | | | | | | | | | | |
| | # HERIDOS | | | | | | | | | 2 | | | |
| | DAÑOS MATERIALES (MILLONES $) | 0.0000 | 0.1500 | 0.0000 | 0.0000 | 0.0000 | 0.0000 | 0.5000 | 0.0000 | 0.1500 | 0.0000 | 0.0000 | 0.0000 |
| PORTEZUELO - PALMILLAS ( 045 ) T. PORTEZUELO - LIM. EDOS. HGO. / QRO. | # ACCIDENTES | 9 | 7 | 13 | 4 | 7 | 7 | 11 | 11 | 15 | 17 | 19 | 11 |
| | # MUERTOS | 6 | | | | | | | | 3 | | 1 | 1 |
| | # HERIDOS | 5 | 6 | 7 | | 6 | 5 | | 7 | 16 | 24 | 8 | 4 |
| | DAÑOS MATERIALES (MILLONES $) | 0.3800 | 0.1500 | 1.2155 | 0.1000 | 0.1553 | 0.3580 | 0.5095 | 0.3200 | 0.9870 | 0.5660 | 0.7730 | 0.2575 |
| JOROBAS - TULA ( 087 ) LIM. EDOS. MEX/HGO . - TULA | # ACCIDENTES | 5 | 4 | 5 | 8 | | 6 | | 6 | 6 | 4 | | |
| | # MUERTOS | 1 | 1 | 2 | 1 | | | | 5 | 1 | | | |
| | # HERIDOS | 7 | 1 | 5 | 3 | | 13 | | 13 | 6 | 9 | | |
| | DAÑOS MATERIALES (MILLONES $) | 0.1390 | 0.2410 | 0.2620 | 0.1910 | 0.0000 | 0.2060 | 0.0000 | 0.2240 | 0.3300 | 0.1630 | 0.0000 | 0.0000 |
| TEPEJI DEL RIO - LA CAÑADA ( 057 ) TEPEJI DEL RIO - LA CAÑADA | # ACCIDENTES | 2 | 2 | | | | | | | | | | |
| | # MUERTOS | 1 | 2 | | | | | | | | | | |
| | # HERIDOS | 9 | | | | | | | | | | | |
| | DAÑOS MATERIALES (MILLONES $) | 0.7700 | 0.1900 | 0.0000 | 0.0000 | 0.0000 | 0.0000 | 0.0000 | 0.0000 | 0.0000 | 0.0000 | 0.0000 | 0.0000 |

# *ACCIDENTES Y SALDOS POR MES*
## *( 2 0 0 2 )*

***ESTADO: HIDALGO***

| CARRETERA Y TRAMO | SALDOS | ENERO | FEBRERO | MARZO | ABRIL | MAYO | JUNIO | JULIO | AGOSTO | SEPTIEMBRE | OCTUBRE | NOVIEMBRE | DICIEMBRE |
|---|---|---|---|---|---|---|---|---|---|---|---|---|---|
| SAN FELIPE ORIZATLAN - HUEJUTLA (105) SAN FELIPE O. - HUEJUTLA | # ACCIDENTES | 3 | | | 2 | | | | | | | | |
| | # MUERTOS | | | | | | | | | | | | |
| | # HERIDOS | 1 | | | 2 | | | | | | | | |
| | DAÑOS MATERIALES (MILLONES $) | 0.4100 | 0.0000 | 0.0000 | 0.5500 | 0.0000 | 0.0000 | 0.0000 | 0.0000 | 0.0000 | 0.0000 | 0.0000 | 0.0000 |
| MEXICO - PACHUCA "CUOTA" ( 085 D ) LIM. EDOS. MEX/HGO. - LOS ANGELES | # ACCIDENTES | 3 | 3 | 2 | 1 | 1 | 2 | 1 | 5 | 2 | 3 | 1 | |
| | # MUERTOS | | | | 1 | | | | | | 1 | | |
| | # HERIDOS | | 1 | 3 | 2 | 4 | 2 | 1 | 7 | 7 | | 3 | |
| | DAÑOS MATERIALES (MILLONES $) | 0.3950 | 0.1770 | 0.8000 | 0.8000 | 0.7000 | 0.2250 | 0.3500 | 0.1940 | 0.7200 | 0.7150 | 0.5000 | 0.0000 |
| MÉXICO - QUERETARO "CUOTA" (057 D) LIM. EDOS. MEX/HGO - LIM. EDOS. HGO/MEX | # ACCIDENTES | 2 | 4 | 9 | 15 | | 12 | | 10 | 10 | 7 | | |
| | # MUERTOS | 1 | 1 | | 3 | | | | 2 | 1 | | | |
| | # HERIDOS | | | 12 | 11 | | 7 | | 7 | 5 | 23 | | |
| | DAÑOS MATERIALES (MILLONES $) | 0.7000 | 0.1000 | 0.2525 | 0.5140 | 0.0000 | 0.3650 | 0.0000 | 0.6170 | 0.6010 | 0.1843 | 0.0000 | 0.0000 |
| PACHUCA - TEMPOAL (105) LIBRAMIENTO ATOTONILCO | # ACCIDENTES | | 2 | | | | | 1 | | | | | |
| | # MUERTOS | | | | | | | | | | | | |
| | # HERIDOS | | | | | | | | | | | | |
| | DAÑOS MATERIALES (MILLONES $) | 0.0000 | 0.8000 | 0.0000 | 0.0000 | 0.0000 | 0.0000 | 0.1000 | 0.0000 | 0.0000 | 0.0000 | 0.0000 | 0.0000 |
| CD. SAHAGÚN - EMILIANO ZAPATA CD. SAHAGÚN - LIM EDOS. HGO/TLAX. | # ACCIDENTES | 1 | | 1 | | 1 | | | | | | 1 | |
| | # MUERTOS | | | | | | | | | | | | |
| | # HERIDOS | 2 | | | | | | | | | | 6 | |
| | DAÑOS MATERIALES (MILLONES $) | 0.2200 | 0.0000 | 0.3000 | 0.0000 | 0.8000 | 0.0000 | 0.0000 | 0.0000 | 0.0000 | 0.0000 | 0.1500 | 0.0000 |
| MÉXICO - TUXPAN "CUOTA" (132 D) LIBRAMIENTO TULANCINGC | # ACCIDENTES | | | 3 | 1 | 1 | 1 | 2 | 2 | 2 | | | |
| | # MUERTOS | | | | | | | | 2 | 1 | | | |
| | # HERIDOS | | | 16 | | 3 | 1 | 11 | 4 | 3 | | | |
| | DAÑOS MATERIALES (MILLONES $) | 0.0000 | 0.0000 | 0.1620 | 0.3000 | 0.2000 | 0.1510 | 0.7500 | 0.2500 | 0.9000 | 0.0000 | 0.0000 | 0.0000 |

*TOTAL DE ACCIDENTES Y SALDOS POR MES ( 2 0 0 2 )*

| | | | | | | | | | | | | | |
|---|---|---|---|---|---|---|---|---|---|---|---|---|---|
| **ESTADO DE HIDALGO** | # ACCIDENTES | 99 | 81 | 111 | 92 | 92 | 85 | 72 | 89 | 82 | 80 | 71 | 54 |
| | # MUERTOS | 23 | 10 | 3 | 9 | 3 | 7 | 10 | 16 | 18 | 5 | 16 | 4 |
| | # HERIDOS | 63 | 45 | 85 | 74 | 84 | 84 | 73 | 127 | 65 | 100 | 58 | 45 |
| | DAÑOS MATERIALES (MILLONES $) | 5.0380 | 3.8995 | 5.6582 | 4.6830 | 4.9723 | 3.4256 | 3.8392 | 4.6395 | 4.8135 | 3.2776 | 3.2480 | 2.4280 |

# *ACCIDENTES POR DIA DE LA SEMANA Y CONDICIONES DE LUZ*
## *( 2 0 0 2 )*

***ESTADO: HIDALGO***

| CARRETERA Y TRAMO | ACCIDENTES | DIA DE LA SEMANA | | | | | | | CONDICIONES DE LUZ | | | |
|---|---|---|---|---|---|---|---|---|---|---|---|---|
| | | LUNES | MARTES | MIERCOLES | JUEVES | VIERNES | SABADO | DOMINGO | DE DIA | CREPUSCULO | DE NOCHE | ALUMBRADO PUBLICO |
| MEXICO - PACHUCA ( 085 ) | # DE ACC. | 7 | 13 | 11 | 11 | 11 | 18 | 15 | 38 | | 48 | |
| LIM. EDOS. MEX. / HGO. - MATILDE | # DE ACC. MORTALES | 1 | 3 | 1 | 2 | | 1 | 1 | 6 | | 3 | |
| "T" COLONIA - CD. VALLES ( 085 ) | # DE ACC. | 10 | 17 | 35 | 25 | 40 | 40 | 35 | 118 | 7 | 77 | |
| "T" COLONIA - LIM. EDOS. HGO. / S.L.P. | # DE ACC. MORTALES | 1 | 1 | | 1 | 1 | 2 | 3 | 3 | 1 | 5 | |
| PACHUCA - TEMPOAL ( 105 ) | # DE ACC. | 18 | 14 | 16 | 15 | 13 | 21 | 14 | 69 | 2 | 40 | |
| PACHUCA - LIM. EDOS. HGO./ VER. | # DE ACC. MORTALES | | 1 | | 3 | | 1 | 2 | 5 | 1 | 1 | |
| PACHUCA - TUXPAN ( 130 ) | # DE ACC. | 24 | 23 | 22 | 26 | 34 | 37 | 26 | 106 | 1 | 85 | |
| PACHUCA - LIM. EDOS. HGO/PUE. | # DE ACC. MORTALES | 2 | 2 | 2 | 2 | | 2 | 2 | 7 | 1 | 4 | |
| PACHUCA - CD. SAHAGUN (088) | # DE ACC. | 10 | 8 | 10 | 8 | 11 | 10 | 9 | 28 | 3 | 35 | |
| PACHUCA - CD. SAHAGUN | # DE ACC. MORTALES | 2 | | | | | 1 | | 2 | | 1 | |
| VENTA DE CARPIO - PITULA (132) | # DE ACC. | 11 | 5 | 5 | 9 | 8 | 9 | 5 | 28 | 1 | 23 | |
| LIM. EDOS. MEX/HGO. - "T" PITULA | # DE ACC. MORTALES | 4 | 2 | 1 | 2 | 3 | 3 | 3 | 11 | | 7 | |
| APIZACO - TEJOCOTAL ( 119 ) | # DE ACC. | | | | | 1 | 1 | 1 | | | 3 | |
| LIM. EDOS. PUE/HGO. - TEJOCOTAL | # DE ACC. MORTALES | | | | | | | | | | | |
| PORTEZUELO - PALMILLAS ( 045 ) | # DE ACC. | 21 | 19 | 14 | 16 | 22 | 21 | 18 | 71 | 3 | 57 | |
| "T" PORTEZUELO - LIM. EDOS. HGO. / QRO. | # DE ACC. MORTALES | | | | | 1 | 2 | 1 | 2 | 1 | 1 | |
| JOROBAS - TULA ( 087 ) | # DE ACC. | 5 | 7 | 8 | 6 | 4 | 9 | 5 | 24 | 2 | 18 | |
| LIM EDOS. MEX/HGO. - TULA | # DE ACC. MORTALES | | 2 | | 3 | 1 | 1 | | 6 | | 1 | |
| TEPEJI DEL RIO - LA CAÑADA ( 057 ) | # DE ACC. | | 1 | 1 | | 1 | | 1 | 2 | | 2 | |
| TEPEJI DEL RIO - LA CAÑADA | # DE ACC. MORTALES | | | | | 1 | | | | | 1 | |
| SAN FELIPE ORIZATLAN - HUEJUTLA (105) | # DE ACC. | 1 | | 1 | 1 | 1 | | 1 | 3 | | 2 | |
| SAN FELIPE O. - HUEJUTLA | # DE ACC. MORTALES | | | | | | | | | | | |
| MEXICO - PACHUCA "CUOTA" ( 085 D) | # DE ACC. | 5 | 2 | 5 | 3 | 3 | 4 | 2 | 17 | | 7 | |
| LIM. EDOS. MEX/HGO. - LOS ANGELES | # DE ACC. MORTALES | | | | | | 1 | 1 | | | 2 | |

# *ACCIDENTES POR DIA DE LA SEMANA Y CONDICIONES DE LUZ*
## *( 2 0 0 2 )*

***ESTADO: HIDALGO***

| CARRETERA Y TRAMO | ACCIDENTES | DIA DE LA SEMANA | | | | | | | CONDICIONES DE LUZ | | | |
|---|---|---|---|---|---|---|---|---|---|---|---|---|
| | | LUNES | MARTES | MIERCOLES | JUEVES | VIERNES | SABADO | DOMINGO | DE DIA | CREPUSCULO | DE NOCHE | ALUMBRADO PUBLICO |
| MEXICO - QUERETARO "CUOTA" (057 D) | # DE ACC. | 8 | 11 | 10 | 8 | 7 | 15 | 10 | 40 | 2 | 27 | |
| LIM. EDOS. MEX/HGO.- LIM. EDOS. HGO/MEX. | # DE ACC. MORTALES | | 1 | | 2 | | 2 | 1 | 2 | 1 | 3 | |
| PACHUCA - TEMPOAL (105) | # DE ACC. | | 1 | | 1 | | 1 | | 3 | | | |
| LIBRAMIENTO ATOTONILCO | # DE ACC. MORTALES | | | | | | | | | | | |
| CD. SAHAGUN - EMILIANO ZAPATA (000) | # DE ACC. | 1 | | 1 | 1 | | | 1 | 3 | | 1 | |
| CD. SAHAGUN - LIM. EDOS. HGO/TLAX. | # DE ACC. MORTALES | | | | | | | | | | | |
| MÉXICO - TUXPAN "CUOTA" (132 D) | # DE ACC. | 1 | 4 | 1 | 2 | 1 | 1 | 2 | 8 | | 4 | |
| LIBRAMIENTO TULANCINGO | # DE ACC. MORTALES | 2 | | | | | 1 | 3 | 2 | | 4 | |

*TOTAL DE ACCIDENTES POR DIA DE LA SEMANA Y CONDICIONES DE LUZ ( 2 0 0 2 )*

| *ESTADO* | ACCIDENTES | DIA DE LA SEMANA | | | | | | | CONDICIONES DE LUZ | | | |
|---|---|---|---|---|---|---|---|---|---|---|---|---|
| | | LUNES | MARTES | MIERCOLES | JUEVES | VIERNES | SABADO | DOMINGO | DE DIA | CREPUSCULO | DE NOCHE | ALUMBRADO PUBLICO |
| ***ESTADO DE HIDALGO*** | # DE ACC. | 122 | 125 | 140 | 132 | 157 | 187 | 145 | 558 | 21 | 429 | |
| | # DE ACC. MORTALES | 12 | 12 | 4 | 15 | 7 | 17 | 17 | 46 | 5 | 33 | |

# *ACCIDENTES EN PERIODOS FESTIVOS*

## *( 2 0 0 2 )*

***ESTADO: HIDALGO***

| CARRETERA Y TRAMO | SALDOS | AÑO NUEVO 010102 AL 010102 | 5 DE FEBRERO 040202 AL 050202 | 21 DE MARZO 210302 AL 210302 | SEMANA SANTA 280302 AL 310302 | DIA DEL TRABAJO 010502 AL 010502 | 5 DE MAYO 040502 AL 050502 | DIA DE LA INDEPENDENCIA 140902 AL 160902 | DIA DE MUERTOS 011102 AL 031102 | DIA DE LA REVOLUCION 201102 AL 201102 | NAVIDAD 251202 AL 251202 |
|---|---|---|---|---|---|---|---|---|---|---|---|
| MEXICO - PACHUCA ( 085 ) LIM. EDOS. MEX. / HGO. - MATILDE | # ACCIDENTES | 2 | | 1 | | | | | 3 | | 1 |
| | # MUERTOS | 1 | | | | | | | | | |
| | # HERIDOS | | | 5 | | | | | 4 | | |
| | DAÑOS MATERIALES (MILLONES $) | 0.0400 | 0.0000 | 0.0150 | 0.0000 | 0.0000 | 0.0000 | 0.0000 | 0.0630 | 0.0000 | 0.0035 |
| "T" COLONIA - CD. VALLES ( 085 ) "T" COLONIA - LIM. EDOS. HGO. / S.L.P. | # ACCIDENTES | | | | 4 | | | | 3 | | |
| | # MUERTOS | | | | | | | | | | |
| | # HERIDOS | | | | 5 | | | | 8 | | |
| | DAÑOS MATERIALES (MILLONES $) | 0.0000 | 0.0000 | 0.0000 | 0.0670 | 0.0000 | 0.0000 | 0.0000 | 0.2100 | 0.0000 | 0.0000 |
| PACHUCA - TEMPOAL ( 105 ) PACHUCA - LIM. EDOS. HGO./ VER. | # ACCIDENTES | | | | 2 | 1 | | 1 | 2 | | 1 |
| | # MUERTOS | | | | | | | 1 | | | |
| | # HERIDOS | | | | | 3 | | | 2 | | |
| | DAÑOS MATERIALES (MILLONES $) | 0.0000 | 0.0000 | 0.0000 | 0.0170 | 0.0350 | 0.0000 | 0.0500 | 0.0950 | 0.0000 | 0.0180 |
| PACHUCA - TUXPAN ( 130 ) PACHUCA - LIM. EDOS. HGO./ PUE. | # ACCIDENTES | 3 | | 1 | 1 | | | | 2 | 2 | |
| | # MUERTOS | | | | | | | | 1 | | |
| | # HERIDOS | 2 | | 1 | | | | | 2 | | |
| | DAÑOS MATERIALES (MILLONES $) | 0.0590 | 0.0000 | 0.0420 | 0.0100 | 0.0000 | 0.0000 | 0.0000 | 0.0500 | 0.0680 | 0.0000 |
| PACHUCA - CD. SAHAGUN (088 ) PACHUCA - CD. SAHAGUN | # ACCIDENTES | 1 | | | | | | 1 | | 1 | |
| | # MUERTOS | | | | | | | | | 1 | |
| | # HERIDOS | 1 | | | | | | | | | |
| | DAÑOS MATERIALES (MILLONES $) | 0.0800 | 0.0000 | 0.0000 | 0.0000 | 0.0000 | 0.0000 | 0.0500 | 0.0000 | 0.0300 | 0.0000 |
| VTA. DE CARPIO - PITULA (132) LIM. EDOS. MEX. / HGO.- "T" PITULA | # ACCIDENTES | | | | 1 | 1 | | | | | |
| | # MUERTOS | | | | | | | | | | |
| | # HERIDOS | | | | | 3 | | | | | |
| | DAÑOS MATERIALES (MILLONES $) | 0.0000 | 0.0000 | 0.0000 | 0.0200 | 0.0200 | 0.0000 | 0.0000 | 0.0000 | 0.0000 | 0.0000 |
| APIZACO - TEJOCOTAL ( 119 ) LIM. EDOS. PUE. / HGO. TEJOCOTAL | # ACCIDENTES | | | | | | | | 1 | | |
| | # MUERTOS | | | | | | | | | | |
| | # HERIDOS | | | | | | | | | | |
| | DAÑOS MATERIALES (MILLONES $) | 0.0000 | 0.0000 | 0.0000 | 0.0000 | 0.0000 | 0.0000 | 0.0000 | 0.0300 | 0.0000 | 0.0000 |
| PORTEZUELO - PALMILLAS ( 045 ) T. PORTEZUELO - LIM. EDOS. HGO. / QRO. | # ACCIDENTES | | 1 | | | | | 5 | 2 | | 1 |
| | # MUERTOS | | | | | | | 2 | | | |
| | # HERIDOS | | | | | | | 6 | 1 | | |
| | DAÑOS MATERIALES (MILLONES $) | 0.0000 | 0.0250 | 0.0000 | 0.0000 | 0.0000 | 0.0000 | 0.1280 | 0.0400 | 0.0000 | 0.0200 |
| JOROBAS - TULA ( 087 ) LIM. EDOS. MEX/HGO . - TULA | # ACCIDENTES | | | | 2 | | | 1 | | | |
| | # MUERTOS | | | | 2 | | | | | | |
| | # HERIDOS | | | | | | | 1 | | | |
| | DAÑOS MATERIALES (MILLONES $) | 0.0000 | 0.0000 | 0.0000 | 0.1170 | 0.0000 | 0.0000 | 0.0500 | 0.0000 | 0.0000 | 0.0000 |
| TEPEJI DEL RIO - LA CAÑADA ( 057 ) TEPEJI DEL RIO - LA CAÑADA | # ACCIDENTES | | | | | | | | | | |
| | # MUERTOS | | | | | | | | | | |
| | # HERIDOS | | | | | | | | | | |
| | DAÑOS MATERIALES (MILLONES $) | 0.0000 | 0.0000 | 0.0000 | 0.0000 | 0.0000 | 0.0000 | 0.0000 | 0.0000 | 0.0000 | 0.0000 |

# *ACCIDENTES EN PERIODOS FESTIVOS*

## *( 2 0 0 2 )*

***ESTADO: HIDALGO***

| CARRETERA Y TRAMO | SALDOS | AÑO NUEVO 010102 AL 010102 | 5 DE FEBRERO 040202 AL 050202 | 21 DE MARZO 210302 AL 210302 | SEMANA SANTA 280302 AL 310302 | DIA DEL TRABAJO 010502 AL 010502 | 5 DE MAYO 040502 AL 050502 | DIA DE LA INDEPENDENCIA 140902 AL 160902 | DIA DE MUERTOS 011102 AL 031102 | DIA DE LA REVOLUCION 201102 AL 201102 | NAVIDAD 251202 AL 251202 |
|---|---|---|---|---|---|---|---|---|---|---|---|
| SAN FELIPE ORIZATLAN - HUEJUTLA (105) SAN FELIPE O. - HUEJUTLA | # ACCIDENTES | | | | | | | | | | |
| | # MUERTOS | | | | | | | | | | |
| | # HERIDOS | | | | | | | | | | |
| | DAÑOS MATERIALES (MILLONES $) | 0.0000 | 0.0000 | 0.0000 | 0.0000 | 0.0000 | 0.0000 | 0.0000 | 0.0000 | 0.0000 | 0.0000 |
| MEXICO - PACHUCA "CUOTA" ( 085 D ) LIM. EDOS. MEX/HGO. - LOS ANGELES | # ACCIDENTES | 1 | | | | | | 2 | | | |
| | # MUERTOS | | | | | | | | | | |
| | # HERIDOS | | | | | | | 7 | | | |
| | DAÑOS MATERIALES (MILLONES $) | 0.0450 | 0.0000 | 0.0000 | 0.0000 | 0.0000 | 0.0000 | 0.0120 | 0.0000 | 0.0000 | 0.0000 |
| MÉXICO - QUERETARO "CUOTA" (057 D) LIM. EDOS. MEX/HGO - LIM. EDOS. HGO/MEX. | # ACCIDENTES | | | | | | | 1 | | | |
| | # MUERTOS | | | | | | | | | | |
| | # HERIDOS | | | | | | | | | | |
| | DAÑOS MATERIALES (MILLONES $) | 0.0000 | 0.0000 | 0.0000 | 0.0000 | 0.0000 | 0.0000 | 0.0150 | 0.0000 | 0.0000 | 0.0000 |
| PACHUCA - TEMPOAL (105) LIBRAMIENTO ATOTONILCO | # ACCIDENTES | | | | | | | | | | |
| | # MUERTOS | | | | | | | | | | |
| | # HERIDOS | | | | | | | | | | |
| | DAÑOS MATERIALES (MILLONES $) | 0.0000 | 0.0000 | 0.0000 | 0.0000 | 0.0000 | 0.0000 | 0.0000 | 0.0000 | 0.0000 | 0.0000 |
| CD. SAHAGÚN - EMILIANO ZAPATA CD. SAHAGÚN - LIM EDOS. HGO/TLAX. | # ACCIDENTES | | | | | | | | | | |
| | # MUERTOS | | | | | | | | | | |
| | # HERIDOS | | | | | | | | | | |
| | DAÑOS MATERIALES (MILLONES $) | 0.0000 | 0.0000 | 0.0000 | 0.0000 | 0.0000 | 0.0000 | 0.0000 | 0.0000 | 0.0000 | 0.0000 |
| MÉXICO - TUXPAN "CUOTA" (132 D) LIBRAMIENTO TULANCINGO | # ACCIDENTES | | | | 2 | | | 1 | | | |
| | # MUERTOS | | | | | | | | | | |
| | # HERIDOS | | | | 15 | | | 3 | | | |
| | DAÑOS MATERIALES (MILLONES $) | 0.0000 | 0.0000 | 0.0000 | 0.1520 | 0.0000 | 0.0000 | 0.0090 | 0.0000 | 0.0000 | 0.0000 |

*TOTAL DE ACCIDENTES EN PERIODOS FESTIVOS ( 2 0 0 2 )*

| | | | | | | | | | | | |
|---|---|---|---|---|---|---|---|---|---|---|---|
| **ESTADO DE HIDALGO** | # ACCIDENTES | 7 | 1 | 2 | 12 | 2 | | 12 | 13 | 3 | 3 |
| | # MUERTOS | 1 | | | 2 | | | 3 | 1 | 1 | |
| | # HERIDOS | 3 | | 6 | 20 | 6 | | 17 | 17 | | |
| | DAÑOS MATERIALES (MILLONES $) | 0.2240 | 0.0250 | 0.0570 | 0.3830 | 0.0550 | 0.0000 | 0.3140 | 0.4880 | 0.0980 | 0.0415 |

# *ACCIDENTES POR KILOMETRO*
# *2002*

**CARRETERA : MEXICO - PACHUCA (MEX. 85)**
**TRAMO: LIM. EDOS. MEX./HGO. - MATILDE**

**DEL KM: 49+250**
**AL KM: 78+300**

| SALDOS: MUERTOS | SALDOS: HERIDOS | SALDOS: DAÑOS MATERIALES ($) | CAUSAS: CONDUCTOR | CAUSAS: PEATON | CAUSAS: VEHICULO | CAUSAS: CAMINO | CAUSAS: GANADO | CAUSAS: AGENTE NATURAL | KILOMETRO | CLASIFICACION |
|---|---|---|---|---|---|---|---|---|---|---|
| | 4 | 115800 | 1 | | 1 | | | | 49 | A A |
| | 5 | 214900 | 4 | | 1 | | | | 50 | A A E G A |
| | 3 | 49500 | 1 | | | | | | | A |
| | 2 | 205600 | 3 | | | 1 | | | | A A B A |
| 1 | 5 | 118500 | 1 | 1 | | | | | | A F |
| | 2 | 55700 | 1 | | | | | | | A |
| | | | | | | | | | 55 | |
| 2 | 3 | 228700 | 4 | | | | | 1 | | A B A A E |
| 1 | | 282500 | 4 | 1 | 1 | | | | | A F H A A B |
| | 4 | 128500 | 2 | | | | | | 60 | A A |
| 1 | 7 | 198900 | 3 | 1 | | | | | | A A A B |
| | | 275600 | 3 | | 2 | | | | | A B A A B |
| 1 | 3 | 127800 | 2 | 1 | | | | | | A A A |
| | | 135900 | 3 | | | | | | | A A H |
| | | 311700 | 3 | | 2 | | | 1 | 65 | A H G D B A |
| | 5 | 252800 | 4 | | 1 | | | 1 | | A A N B D A |
| | 3 | 125800 | 1 | 1 | | | 1 | | | A F A |
| 1 | 3 | 239800 | 4 | | | | | | 70 | G A A N |
| | | 125700 | 2 | | 1 | | | | | A H B |
| | 2 | 361800 | 4 | | | | | 1 | | A A A B A |
| 2 | 2 | 211900 | 1 | 1 | 1 | | | | 75 | A G F |
| | | 428900 | 7 | | 1 | | | | | A A B H H A B H |
| 2 | 9 | 332800 | 3 | 1 | 1 | | | | 78 | A A F H A |

5 10 15 20 25 30 35 40 45

**NUMERO Y CLASIFICACION DE ACCIDENTES**

| CLAVE | CLASIFICACION DEL ACCIDENTE | CLAVE | CLASIFICACION DEL ACCIDENTE |
|---|---|---|---|
| A | SALIDA DEL CAMINO | | COLISION SOBRE EL CAMINO |
| | | G | OTRO VEHICULO MOTOR EN TRANSITO |
| | SIN COLISION SOBRE EL CAMINO | H | OTRO VEHICULO MOTOR POR ALCANCE |
| B | VOLCADURA | J | VEHICULO MOTOR ESTACIONADO |
| C | CAIDA DE PASAJERO | K | FERROCARRIL |
| D | INCENDIO | L | BICICLETA |
| E | OTROS | M | ANIMAL |
| | COLISION SOBRE EL CAMINO | N | OBJETO FIJO |
| F | PEATON (ATROPELLAMIENTO) | O | OTROS OBJETOS |

ACCIDENTES EQUIVALENTES A DAÑOS MATERIALES
✞ UN MUERTO = 6 ACCIDENTES
✡ UN HERIDO = 2 ACCIDENTES

# *ACCIDENTES POR KILOMETRO*
# *2002*

**CARRETERA : " T " COLONIA - CD. VALLES (MEX. 85)**
**TRAMO: " T " COLONIA - LIM. EDOS. HGO./S.L.P.**

**DEL KM: 8+000**
**AL KM: 35+000**

| KM | SALDOS: MUERTOS | SALDOS: HERIDOS | SALDOS: DAÑOS MATERIALES ($) | CAUSAS: CONDUCTOR | CAUSAS: PEATON O PASAJERO | CAUSAS: VEHICULO | CAUSAS: CAMINO | CAUSAS: GANADO | CAUSAS: AGENTE NATURAL | NUMERO Y CLASIFICACION DE ACCIDENTES |
|---|---|---|---|---|---|---|---|---|---|---|
| 8 | 3 | 8 | 250,000 | 3 | | | 1 | | | A A B N |
| | | 1 | 79,000 | 1 | | | 1 | | | A A |
| | | 2 | 190,500 | 2 | 1 | | 1 | | | A H A F |
| | 1 | 2 | 220,600 | 2 | 1 | 1 | 1 | | | N A A A F |
| | | 1 | 68,500 | 2 | | 1 | | | | A A D |
| | | 2 | 85,000 | 1 | | 1 | | | 1 | A A H |
| 25 | 1 | 3 | 180,500 | 3 | | | 2 | | | H B A B A |
| | | 2 | 75,600 | 2 | | | 1 | | | A H A |
| | | 1 | 245,200 | 4 | 1 | | | 1 | | G A G H A B |
| 30 | | 2 | 35,600 | 1 | 1 | | | | | F A |
| | | 2 | 85,000 | 3 | | 1 | | | | B A D A |
| | | 3 | 358,200 | 4 | 1 | | | 1 | 1 | A G A N G H A |
| | | 2 | 110,500 | 2 | 1 | | | | 1 | A G H F |

**DEL KM: 35+000**
**AL KM: 70+000**

| KM | SALDOS: MUERTOS | SALDOS: HERIDOS | SALDOS: DAÑOS MATERIALES ($) | CAUSAS: CONDUCTOR | CAUSAS: PEATON O PASAJERO | CAUSAS: VEHICULO | CAUSAS: CAMINO | CAUSAS: GANADO | CAUSAS: AGENTE NATURAL | NUMERO Y CLASIFICACION DE ACCIDENTES |
|---|---|---|---|---|---|---|---|---|---|---|
| | | 2 | 95,600 | 1 | 1 | | | 1 | | F A M |
| 40 | 1 | 2 | 105,000 | 3 | | | 1 | | 1 | N B E A A |
| | | 1 | 75,600 | 1 | | 1 | | 1 | | A M H |
| | | 2 | 65,300 | 3 | 1 | | | | | H A B F |
| | | 1 | 95,600 | 3 | | 1 | | | | H A B E |
| 50 | | 2 | 62,400 | 1 | | 1 | | | 1 | E A G |
| | | 2 | 40,000 | 1 | 1 | | | 1 | | A F M |
| | 2 | 5 | 110,000 | 2 | 1 | | 1 | | 1 | A M F H E |
| 55 | | 3 | 99,500 | 2 | | 1 | | | 1 | A A N G |
| | | 2 | 65,000 | 2 | | | 1 | | | B A A |
| | | 1 | 102,600 | 2 | | 1 | | 2 | | A A D E H |
| | | 1 | 55,800 | 2 | | | | | | A A |
| 60 | 1 | 1 | 36,400 | 1 | 1 | | | | | F H |
| | | 2 | 75,200 | 2 | 1 | | 1 | | | F H J A |
| | | 1 | 45,500 | 1 | | 1 | | | 1 | H J E |

NUMERO Y CLASIFICACION DE ACCIDENTES

| CLAVE | CLASIFICACION DEL ACCIDENTE | CLAVE | CLASIFICACION DEL ACCIDENTE |
|---|---|---|---|
| A | SALIDA DEL CAMINO | | COLISION SOBRE EL CAMINO |
| | | G | OTRO VEHICULO MOTOR EN TRANSITO |
| | SIN COLISION SOBRE EL CAMINO | H | OTRO VEHICULO MOTOR POR ALCANCE |
| B | VOLCADURA | J | VEHICULO MOTOR ESTACIONADO |
| C | CAIDA DE PASAJERO | K | FERROCARRIL |
| D | INCENDIO | L | BICICLETA |
| E | OTROS | M | ANIMAL |
| | COLISION SOBRE EL CAMINO | N | OBJETO FIJO |
| F | PEATON (ATROPELLAMIENTO) | O | OTROS OBJETOS |

ACCIDENTES EQUIVALENTES A DAÑOS MATERIALES
✞ UN MUERTO = 6 ACCIDENTES
✡ UN HERIDO = 2 ACCIDENTES

# *ACCIDENTES POR KILOMETRO*
# *2002*

**CARRETERA : " T " COLONIA - CD. VALLES (MEX. 85)**
**TRAMO: " T " COLONIA - LIM. EDOS. HGO./S.L.P.**

**DEL KM: 70+000**
**AL KM: 105+000**

| KILOMETRO | MUERTOS | HERIDOS | DAÑOS MATERIALES ($) | CONDUCTOR | PEAO | PASAJERO | VEHICULO | CAMINO | GANADO | NATURAL |
|---|---|---|---|---|---|---|---|---|---|---|
| 70 | | 2 | 52,600 | 1 | | | | | | |
| | | 1 | 35,800 | 1 | | | | | | |
| 75 | 1 | 2 | 55,800 | 1 | | | | | | |
| | | 2 | 68,700 | 2 | | | | | | |
| | | | 68,700 | 1 | | | | | | 1 |
| | | 1 | 30,000 | 1 | | | | | | |
| 80 | | 1 | 86,100 | 1 | | | | | | 1 |
| | 1 | 1 | 61,200 | 1 | | | | | | |
| | | 2 | 75,900 | 2 | | | | | | |
| | | 3 | 85,600 | 1 | | | 1 | | | |
| | | 2 | 59,700 | 1 | | | | | | |
| 85 | | 1 | 65,800 | 1 | | | | | | |
| | | 2 | 75,000 | 1 | | | | | | |
| 90 | | 2 | 85,600 | 1 | | | | | | |
| | | | 45,900 | 2 | | | | | | |
| | | 1 | 59,700 | 1 | | | | | | |
| | | 2 | 68,900 | 1 | | | | | | |
| | | 1 | 35,400 | 1 | | | | | | |
| | 1 | 2 | 98,400 | 2 | | | | | | |
| 95 | | | | | | | | | | |
| 100 | 1 | 1 | 75,300 | 1 | | | | | | |
| 105 | | | | | | | | | | |
| | | 3 | 42,000 | 2 | | | | | | |

SALDOS — CAUSAS

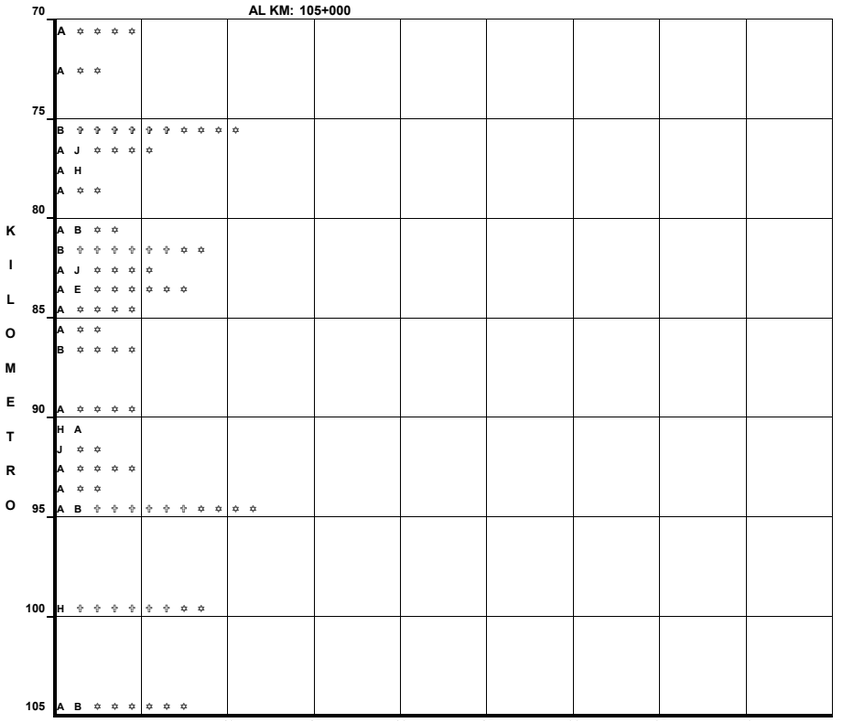


**DEL KM: 105+000**
**AL KM: 140+000**

| KILOMETRO | MUERTOS | HERIDOS | DAÑOS MATERIALES ($) | CONDUCTOR | PEAO | PASAJERO | VEHICULO | CAMINO | GANADO | NATURAL |
|---|---|---|---|---|---|---|---|---|---|---|
| 105 | | 1 | 32,500 | 2 | | | | | | |
| 110 | | | | | | | | | | |
| 115 | | 2 | 31,000 | 1 | | | 1 | | | |
| 120 | | 1 | 45,600 | 2 | | 1 | | | | |
| | 1 | | 38,200 | 1 | 1 | | | | | |
| 125 | | 2 | 42,000 | 1 | | | 1 | | 1 | |
| 130 | | | | | | | | | | |
| | | 3 | 5,000 | 1 | | | | | | |
| 135 | | | | | | | | | | |
| 140 | | | | | | | | | | |

SALDOS — CAUSAS

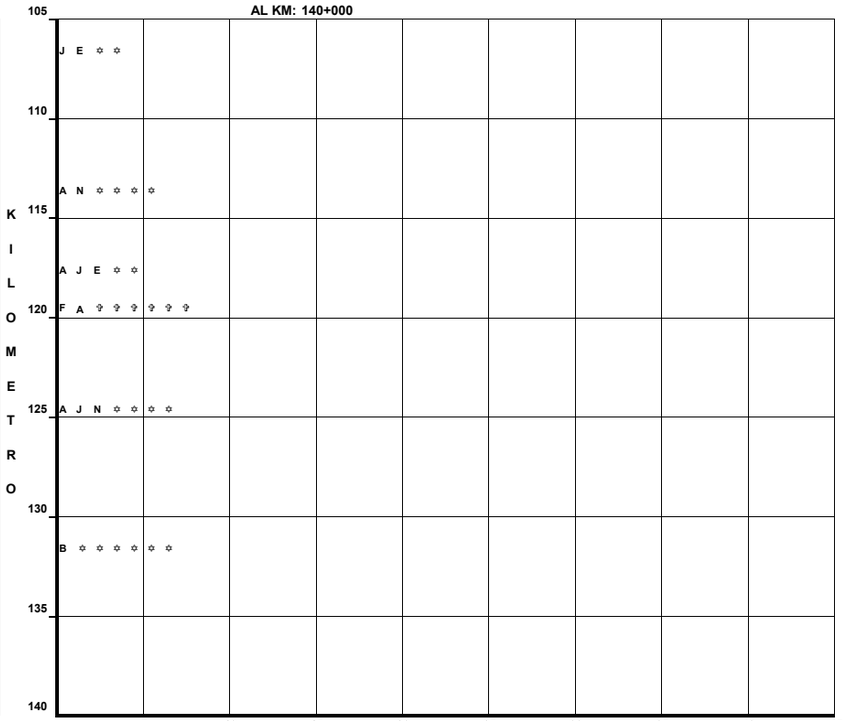


| CLAVE | CLASIFICACION DEL ACCIDENTE | CLAVE | CLASIFICACION DEL ACCIDENTE |
|---|---|---|---|
| | | COLISION SOBRE EL CAMINO | |
| | | G | OTRO VEHICULO MOTOR EN TRANSITO |
| SIN COLISION SOBRE EL CAMINO | | H | OTRO VEHICULO MOTOR POR ALCANCE |
| B | VOLCADURA | J | VEHICULO MOTOR ESTACIONADO |
| C | CAIDA DE PASAJERO | K | FERROCARRIL |
| D | INCENDIO | L | BICICLETA |
| E | OTROS | M | ANIMAL |
| COLISION SOBRE EL CAMINO | | N | OBJETO FIJO |
| F | PEATON (ATROPELLAMIENTO) | O | OTROS OBJETOS |

ACCIDENTES EQUIVALENTES A DAÑOS MATERIALES
✝ UN MUERTO = 6 ACCIDENTES
✡ UN HERIDO = 2 ACCIDENTES

# *ACCIDENTES POR KILOMETRO*
# *2002*

**CARRETERA : " T " COLONIA - CD. VALLES (MEX. 85)**
**TRAMO: " T " COLONIA - LIM. EDOS. HGO./S.L.P.**

**DEL KM: 140+000**
**AL KM: 175+000**

| KILOMETRO | SALDOS: MUERTOS | SALDOS: HERIDOS | SALDOS: DAÑOS MATERIALES ($) | CAUSAS: CONDUCTOR | CAUSAS: PEAO | CAUSAS: PASAJERO | CAUSAS: VEHICULO | CAUSAS: CAMINO | CAUSAS: GANADO | CAUSAS: NATURAL | Accidentes |
|---|---|---|---|---|---|---|---|---|---|---|---|
| 140-145 | | 1 | 95,700 | 2 | | | | | | | A A ✡ ✡ |
| 145-150 | | 1 | 25,100 | 1 | | | | | | | H ✡ ✡ |
| 150-155 | | 1 | 68,400 | 1 | | | | | | | E ✡ ✡ |
| | | 2 | 19,500 | 1 | | | | | | 1 | A J ✡ ✡ ✡ ✡ |
| | | 3 | 75,000 | 2 | | | | 1 | | 1 | J A H B ✡ ✡ ✡ ✡ ✡ ✡ |
| 155-160 | | 1 | 47,500 | 2 | | | | | 1 | | A E M ✡ ✡ |
| 160-165 | | 1 | 25,500 | 1 | | | 1 | | | | A E ✡ ✡ |
| | | 2 | | 2 | | | | | | | H N ✡ ✡ ✡ ✡ |
| 165-170 | | 3 | 95,100 | 1 | | | | | | | B ✡ ✡ ✡ ✡ ✡ ✡ |
| 170-175 | | 2 | 35,000 | 1 | | | | | | | A |
| | | | 20,000 | 1 | 1 | | | | | | F H ✡ ✡ ✡ ✡ |

**NUMERO Y CLASIFICACION DE ACCIDENTES**

**DEL KM: 175+000**
**AL KM: 210+000**

| KILOMETRO | SALDOS: MUERTOS | SALDOS: HERIDOS | SALDOS: DAÑOS MATERIALES ($) | CAUSAS: CONDUCTOR | CAUSAS: PEAO | CAUSAS: PASAJERO | CAUSAS: VEHICULO | CAUSAS: CAMINO | CAUSAS: GANADO | CAUSAS: NATURAL | Accidentes |
|---|---|---|---|---|---|---|---|---|---|---|---|
| 175-180 | | 1 | 35,000 | 2 | | | | | | | B H ✡ ✡ |
| | | 1 | 85,400 | 2 | | | | | | | B H ✡ ✡ |
| | | 1 | 26,700 | 1 | | | | | | | A ✡ ✡ |
| 180-185 | | | | | | | | | | | |
| 185-190 | | | | | | | | | | | |
| 190-195 | | 3 | 85,600 | 1 | 1 | | | 1 | 1 | | F B M H ✡ ✡ ✡ ✡ ✡ ✡ |
| 195-200 | | | | | | | | | | | |
| 200-205 | | 2 | 98,500 | 1 | | | 1 | 1 | 1 | | A D J M ✡ ✡ ✡ ✡ |

**NUMERO Y CLASIFICACION DE ACCIDENTES**

| CLAVE | CLASIFICACION DEL ACCIDENTE | CLAVE | CLASIFICACION DEL ACCIDENTE |
|---|---|---|---|
| | | COLISION SOBRE EL CAMINO | |
| | | **G** | OTRO VEHICULO MOTOR EN TRANSITO |
| SIN COLISION SOBRE EL CAMINO | | **H** | OTRO VEHICULO MOTOR POR ALCANCE |
| **B** | VOLCADURA | **J** | VEHICULO MOTOR ESTACIONADO |
| **C** | CAIDA DE PASAJERO | **K** | FERROCARRIL |
| **D** | INCENDIO | **L** | BICICLETA |
| **E** | OTROS | **M** | ANIMAL |
| COLISION SOBRE EL CAMINO | | **N** | OBJETO FIJO |
| **F** | PEATON (ATROPELLAMIENTO) | **O** | OTROS OBJETOS |

ACCIDENTES EQUIVALENTES A DAÑOS MATERIALES
✝ UN MUERTO = 6 ACCIDENTES
✡ UN HERIDO = 2 ACCIDENTES

# *ACCIDENTES POR KILOMETRO*
# *2002*

**CARRETERA : " T " COLONIA - CD. VALLES (MEX. 85)**
**TRAMO: " T " COLONIA - LIM. EDOS. HGO./S.L.P.**

**DEL KM: 210+000**
**AL KM: 245+000**

| SALDOS | | | CAUSAS | | | | | | KILOMETRO | |
|---|---|---|---|---|---|---|---|---|---|---|
| MUERTOS | HERIDOS | DAÑOS MATERIALES ($) | CONDUCTOR | PEA O PAS | VEHICULO | CAMINO | GANADO | A NATURAL | | |
| | 4 | 125,600 | 2 | 1 | | | | 1 | 210 | F G M B ✡ ✡ ✡ ✡ ✡ ✡ ✡ ✡ |
| | 1 | 40,200 | 1 | | | | 1 | | 215 | A M ✡ ✡ |
| | 2 | 50,500 | 1 | | 1 | | 1 | | 220 | A J M ✡ ✡ ✡ ✡ |
| | | | | | | | | | 225 | |
| | 1 | 38,500 | 1 | | | | 1 | 1 | 230 | H M N ✡ ✡ |
| | | | | | | | | | 235 | |
| | | | | | | | | | 240 | |
| | 1 | 65,200 | 1 | | | | | 1 | | E J ✡ ✡ |
| | 1 | 45,100 | 1 | 1 | | | | 1 | 245 | F H E ✡ ✡ |

5 10 15 20 25 30 35 40 45

**NUMERO Y CLASIFICACION DE ACCIDENTES**

**DEL KM: 245+000**
**AL KM: 251+000**

| SALDOS | | | CAUSAS | | | | | | KILOMETRO | |
|---|---|---|---|---|---|---|---|---|---|---|
| MUERTOS | HERIDOS | DAÑOS MATERIALES ($) | CONDUCTOR | PEA O PAS | VEHICULO | CAMINO | GANADO | A NATURAL | | |
| | 1 | 25,000 | 1 | | | | 1 | | 245 | M A |
| | 2 | 35,800 | 1 | | | | 1 | | 250 | J M |
| | | | | | | | | | 251 | |

5 10 15 20 25 30 35 40 45

**NUMERO Y CLASIFICACION DE ACCIDENTES**

| CLAVE | CLASIFICACION DEL ACCIDENTE |
|---|---|
| A | SALIDA DEL CAMINO |
| SIN COLISION SOBRE EL CAMINO | |
| B | VOLCADURA |
| C | CAIDA DE PASAJERO |
| D | INCENDIO |
| E | OTROS |
| COLISION SOBRE EL CAMINO | |
| F | PEATON (ATROPELLAMIENTO) |
| ACCIDENTES EQUIVALENTES A DAÑOS MATERIALES | |
| ✝ | UN MUERTO = 6 ACCIDENTES |
| ✡ | UN HERIDO = 2 ACCIDENTES |

| CLAVE | CLASIFICACION DEL ACCIDENTE |
|---|---|
| COLISION SOBRE EL CAMINO | |
| G | OTRO VEHICULO MOTOR EN TRANSITO |
| H | OTRO VEHICULO MOTOR POR ALCANCE |
| J | VEHICULO MOTOR ESTACIONADO |
| K | FERROCARRIL |
| L | BICICLETA |
| M | ANIMAL |
| N | OBJETO FIJO |
| O | OTROS OBJETOS |

# *ACCIDENTES POR KILOMETRO*
## 2002

**CARRETERA : PACHUCA - TEMPOAL (MEX. 105)**
**TRAMO: PACHUCA - LIM. EDOS. HGO./VER.**

**DEL KM: 4+600**
**AL KM: 35+000**

| SALDOS | MUERTOS | HERIDOS | DAÑOS MATERIALES ($) | CAUSAS | CONDUCTOR | PEAO | PAS | VEHICULO | CAMINO | GANADO | ANATURAL |
|---|---|---|---|---|---|---|---|---|---|---|---|
| 4.600 – 5.000 | 1 | 3 | 55,200 | | 1 | | | | | | |
| 5.000 – 5.500 | 1 | 2 | 35,800 | | 1 | | | | | | |
| 5.500 – 6.000 | 1 | 2 | 34,200 | | 1 | | | | | | |
| 6.000 – 6.500 | | 5 | 59,100 | | 1 | | | | | | 1 |
| 6.500 – 7.000 | | 3 | 79,000 | | 1 | | | | | 1 | |
| 7.000 – 7.500 | | 3 | 68,400 | | 1 | | 1 | | | | |
| 7.500 – 8.000 | 2 | 3 | 85,600 | | 1 | | | | | 1 | |
| 8.000 – 8.500 | 1 | 5 | 68,500 | | 2 | 1 | | | | | |
| 8.500 – 9.000 | | | | | | | | | | | |
| 9.000 – 9.500 | | 5 | 65,800 | | 2 | | | | | | |
| 9.500 – 10.000 | 1 | | 15,000 | | 1 | | | | | | |

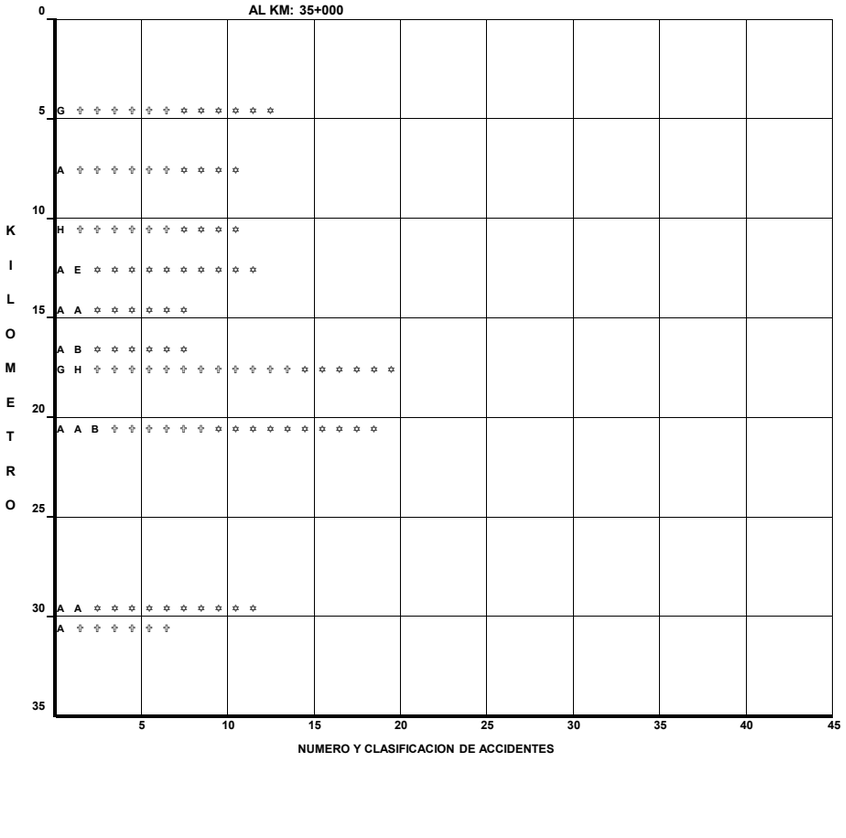


**DEL KM: 35+000**
**AL KM: 70+000**

| SALDOS | MUERTOS | HERIDOS | DAÑOS MATERIALES ($) | CAUSAS | CONDUCTOR | PEAO | PAS | VEHICULO | CAMINO | GANADO | ANATURAL |
|---|---|---|---|---|---|---|---|---|---|---|---|
| 35.000 – 35.500 | | 2 | 35,800 | | 1 | | | | 1 | | |
| 35.500 – 36.000 | | 3 | 14,000 | | 1 | | | | | | |
| 36.000 – 36.500 | | 3 | 75,000 | | 1 | 1 | | | | | 1 |
| 36.500 – 37.000 | | 4 | 45,200 | | 1 | | | | | 1 | |
| 37.000 – 37.500 | 1 | 4 | 75,400 | | 1 | 1 | | | | | 1 |
| 37.500 – 38.000 | | 4 | 62,100 | | 1 | | | | 1 | | |
| 38.000 – 38.500 | | 3 | 57,000 | | 1 | | | 1 | | | |
| 38.500 – 39.000 | | | | | | | | | | | |
| 39.000 – 39.500 | 2 | 6 | 75,900 | | 2 | 1 | | | | | |
| 39.500 – 40.000 | | | | | | | | | | | |

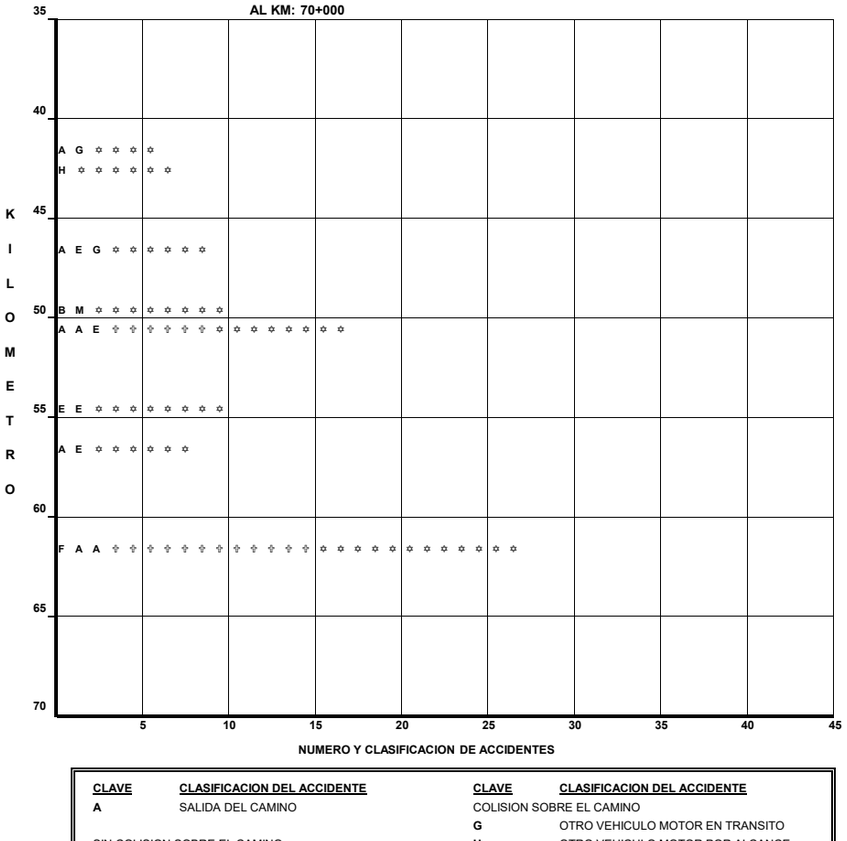


| CLAVE | CLASIFICACION DEL ACCIDENTE | CLAVE | CLASIFICACION DEL ACCIDENTE |
|---|---|---|---|
| | | COLISION SOBRE EL CAMINO | |
| A | SALIDA DEL CAMINO | G | OTRO VEHICULO MOTOR EN TRANSITO |
| | | H | OTRO VEHICULO MOTOR POR ALCANCE |
| SIN COLISION SOBRE EL CAMINO | | J | VEHICULO MOTOR ESTACIONADO |
| B | VOLCADURA | K | FERROCARRIL |
| C | CAIDA DE PASAJERO | L | BICICLETA |
| D | INCENDIO | M | ANIMAL |
| E | OTROS | N | OBJETO FIJO |
| COLISION SOBRE EL CAMINO | | O | OTROS OBJETOS |
| F | PEATON (ATROPELLAMIENTO) | | |

ACCIDENTES EQUIVALENTES A DAÑOS MATERIALES
✝ UN MUERTO = 6 ACCIDENTES
✡ UN HERIDO = 2 ACCIDENTES

# *ACCIDENTES POR KILOMETRO*
# *2002*

**CARRETERA : PACHUCA - TEMPOAL (MEX. 105)**
**TRAMO: PACHUCA - LIM. EDOS. HGO./VER.**

**DEL KM: 70+000**
**AL KM: 105+000**

| KILOMETRO | MUERTOS | HERIDOS | DAÑOS MATERIALES ($) | CONDUCTOR | PEAO | PASO | VEHICULO | CAMINO | GANADO | NATURAL | NUMERO Y CLASIFICACION DE ACCIDENTES |
|---|---|---|---|---|---|---|---|---|---|---|---|
| 70 | 1 | 3 | 55,200 | 1 | 1 | | | | | | H A ✝ ✝ ✝ ✝ ✝ ✝ ✝ ✝ ✝ ✝ ✝ |
| 75 | 1 | 2 | 62,100 | 1 | 1 | | | | | | A F ✝ ✝ ✝ ✝ ✝ ✝ ✝ ✝ ✝ ✝ |
| 80 | | 2 | 68,500 | 1 | | | | | | | A ✝ ✝ ✝ ✝ |
| 85 | | 3 | 105,000 | 2 | | | | 1 | 1 | | A H E M ✝ ✝ ✝ ✝ ✝ ✝ |
| 90 | 2 | 2 | 38,400 | 1 | | | | | | | A ✝ ✝ ✝ ✝ ✝ ✝ ✝ ✝ ✝ ✝ ✝ ✝ ✝ ✝ |
| 95 | 1 | 2 | 95,300 | 1 | | 1 | | 1 | | | A M D ✝ ✝ ✝ ✝ ✝ ✝ ✝ ✝ ✝ ✝ |
| 100 | 1 | 3 | 55,100 | 1 | 1 | | | | | | A F ✝ ✝ ✝ ✝ ✝ ✝ ✝ ✝ ✝ ✝ ✝ ✝ |
| | | 2 | 85,600 | 1 | | 1 | | | | | A A ✝ ✝ ✝ ✝ |
| 105 | | 3 | 61,500 | 2 | | | | | | | A B ✝ ✝ ✝ ✝ ✝ ✝ |

**DEL KM: 105+000**
**AL KM: 140+000**

| KILOMETRO | MUERTOS | HERIDOS | DAÑOS MATERIALES ($) | CONDUCTOR | PEAO | PASO | VEHICULO | CAMINO | GANADO | NATURAL | NUMERO Y CLASIFICACION DE ACCIDENTES |
|---|---|---|---|---|---|---|---|---|---|---|---|
| 105 | | | | | | | | | | | |
| 110 | 1 | 3 | 83,100 | 1 | | | | | | | H ✝ ✝ ✝ ✝ ✝ ✝ ✝ ✝ ✝ ✝ ✝ |
| | 1 | | 75,800 | 1 | | | | | 1 | | M A ✝ ✝ |
| 115 | 1 | | 45,100 | 1 | | | | | | | A ✝ ✝ |
| | 2 | | 75,900 | 1 | | | | | | | A ✝ ✝ ✝ ✝ |
| 120 | 3 | | 89,500 | 1 | | | | 1 | | 1 | A E E ✝ ✝ ✝ ✝ ✝ ✝ |
| 125 | 2 | | 65,800 | 1 | | | | | 1 | | M A ✝ ✝ ✝ ✝ |
| | 2 | | 55,000 | 1 | | | | 1 | | | A H ✝ ✝ ✝ ✝ |
| | 3 | | 25,600 | 1 | | | | | | | A ✝ ✝ ✝ ✝ ✝ ✝ |
| 130 | 4 | | 61,200 | 1 | 1 | | | | | | F A ✝ ✝ ✝ ✝ ✝ ✝ ✝ ✝ ✝ |
| 135 | | | | | | | | | | | |
| 140 | 1 | 4 | 35,800 | 1 | 1 | | | | | | F A ✝ ✝ ✝ ✝ ✝ ✝ ✝ ✝ ✝ ✝ ✝ ✝ ✝ |

**NUMERO Y CLASIFICACION DE ACCIDENTES**

| CLAVE | CLASIFICACION DEL ACCIDENTE | CLAVE | CLASIFICACION DEL ACCIDENTE |
|---|---|---|---|
| | | COLISION SOBRE EL CAMINO | |
| **A** | SALIDA DEL CAMINO | **G** | OTRO VEHICULO MOTOR EN TRANSITO |
| SIN COLISION SOBRE EL CAMINO | | **H** | OTRO VEHICULO MOTOR POR ALCANCE |
| **B** | VOLCADURA | **J** | VEHICULO MOTOR ESTACIONADO |
| **C** | CAIDA DE PASAJERO | **K** | FERROCARRIL |
| **D** | INCENDIO | **L** | BICICLETA |
| **E** | OTROS | **M** | ANIMAL |
| COLISION SOBRE EL CAMINO | | **N** | OBJETO FIJO |
| **F** | PEATON (ATROPELLAMIENTO) | **O** | OTROS OBJETOS |

ACCIDENTES EQUIVALENTES A DAÑOS MATERIALES
✝ UN MUERTO = 6 ACCIDENTES
✝ UN HERIDO = 2 ACCIDENTES

# *ACCIDENTES POR KILOMETRO*
# *2002*

**CARRETERA : PACHUCA - TEMPOAL (MEX. 105)**
**TRAMO: PACHUCA - LIM. EDOS. HGO./VER.**

**DEL KM: 140+000**
**AL KM: 175+000**

| KILOMETRO | SALDOS: MUERTOS | SALDOS: HERIDOS | SALDOS: DAÑOS MATERIALES ($) | CAUSAS: CONDUCTOR | CAUSAS: PEAO | CAUSAS: PASAJERO | CAUSAS: VEHICULO | CAUSAS: CAMINO | CAUSAS: GANADO | CAUSAS: NATURAL | Clave |
|---|---|---|---|---|---|---|---|---|---|---|---|
| 140–145 | | 3 | 95,700 | 2 | | | | | 1 | 1 | A A B M ✡ ✡ ✡ ✡ ✡ ✡ |
| 145–150 | | 2 | 35,800 | 1 | | | | | | | A ✡ ✡ ✡ ✡ |
| 150–155 | | 4 | 95,700 | 1 | | 1 | | | | | A E ✡ ✡ ✡ ✡ ✡ ✡ ✡ ✡ ✡ |
| 155–160 | | | | | | | | | | | |
| 160–165 | | 3 | 84,500 | 1 | 1 | | | | | | A F ✡ ✡ ✡ ✡ ✡ ✡ |
| | | 2 | 82,000 | 1 | | | | | | | A ✡ ✡ ✡ ✡ |
| 165–170 | | 2 | 35,500 | 1 | | | | | | | A ✡ ✡ ✡ ✡ |
| 170–175 | | | | | | | | | | | |

**NUMERO Y CLASIFICACION DE ACCIDENTES**

**DEL KM: 175+000**
**AL KM: 210+000**

| KILOMETRO | SALDOS: MUERTOS | SALDOS: HERIDOS | SALDOS: DAÑOS MATERIALES ($) | CAUSAS: CONDUCTOR | CAUSAS: PEAO | CAUSAS: PASAJERO | CAUSAS: VEHICULO | CAUSAS: CAMINO | CAUSAS: GANADO | CAUSAS: NATURAL | Clave |
|---|---|---|---|---|---|---|---|---|---|---|---|
| 175–180 | | 2 | 85,600 | 1 | | 1 | | | | | A E ✡ ✡ ✡ ✡ |
| | | 1 | 35,100 | 1 | | | | | | | A ✡ ✡ |
| 180–185 | | 2 | 19,500 | 1 | | | | | | | A ✡ ✡ ✡ ✡ |
| | | | 64,000 | 1 | | | | | 1 | | M A |
| | | 2 | 35,200 | 1 | | | | | | | A ✡ ✡ ✡ ✡ |
| 185–190 | | 2 | 61,200 | 1 | | | | | 1 | | A M ✡ ✡ ✡ ✡ |
| | | 1 | 45,800 | 1 | | | | 1 | | | A A ✡ ✡ |
| 190–195 | 1 | 2 | 85,400 | 1 | | 1 | | | | 1 | A E G ✡ ✡ ✡ ✡ ✡ ✡ ✡ ✡ ✡ ✡ |
| 195–200 | | 2 | 65,000 | 1 | 1 | | | | | | A F ✡ ✡ ✡ ✡ |
| 200–205 | | | | | | | | | | | |
| 205–210 | | 2 | 35,100 | 1 | | | | | | | A ✡ ✡ ✡ ✡ |
| | | 2 | 68,400 | 1 | | | | 1 | | | A A ✡ ✡ ✡ ✡ |

**NUMERO Y CLASIFICACION DE ACCIDENTES**

| CLAVE | CLASIFICACION DEL ACCIDENTE | CLAVE | CLASIFICACION DEL ACCIDENTE |
|---|---|---|---|
| | | COLISION SOBRE EL CAMINO | |
| | | **G** | OTRO VEHICULO MOTOR EN TRANSITO |
| SIN COLISION SOBRE EL CAMINO | | **H** | OTRO VEHICULO MOTOR POR ALCANCE |
| **B** | VOLCADURA | **J** | VEHICULO MOTOR ESTACIONADO |
| **C** | CAIDA DE PASAJERO | **K** | FERROCARRIL |
| **D** | INCENDIO | **L** | BICICLETA |
| **E** | OTROS | **M** | ANIMAL |
| COLISION SOBRE EL CAMINO | | **N** | OBJETO FIJO |
| **F** | PEATON (ATROPELLAMIENTO) | **O** | OTROS OBJETOS |

ACCIDENTES EQUIVALENTES A DAÑOS MATERIALES
✟ UN MUERTO = 6 ACCIDENTES
✡ UN HERIDO = 2 ACCIDENTES

# *ACCIDENTES POR KILOMETRO*
# *2002*

**CARRETERA : PACHUCA - TEMPOAL (MEX. 105)**
**TRAMO: PACHUCA - LIM. EDOS. HGO./VER.**

**DEL KM: 210+000**
**AL KM: 218+000**

| KILOMETRO | SALDOS: MUERTOS | SALDOS: HERIDOS | SALDOS: DAÑOS MATERIALES ($) | CAUSAS: CONDUCTOR | CAUSAS: PEAO PAS | CAUSAS: VEHICULO | CAUSAS: CAMINO | CAUSAS: GANADO | CAUSAS: A NATURAL |
|---|---|---|---|---|---|---|---|---|---|
| 210–215 | | 1 | 35,100 | 1 | | | | | |
| 215–218 | 2 | 2 | 95,700 | 2 | 1 | 1 | | | 1 |
| | 1 | 2 | 125,000 | 1 | 1 | | | 1 | 1 |

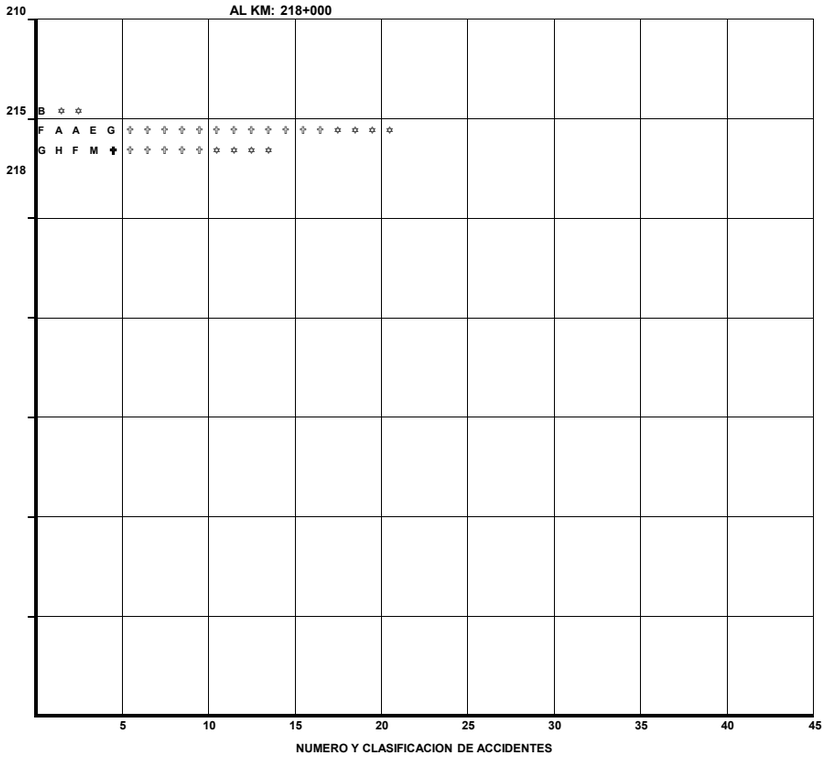


| CLAVE | CLASIFICACION DEL ACCIDENTE | CLAVE | CLASIFICACION DEL ACCIDENTE |
|---|---|---|---|
| **A** | SALIDA DEL CAMINO | COLISION SOBRE EL CAMINO | |
| | | **G** | OTRO VEHICULO MOTOR EN TRANSITO |
| SIN COLISION SOBRE EL CAMINO | | **H** | OTRO VEHICULO MOTOR POR ALCANCE |
| **B** | VOLCADURA | **J** | VEHICULO MOTOR ESTACIONADO |
| **C** | CAIDA DE PASAJERO | **K** | FERROCARRIL |
| **D** | INCENDIO | **L** | BICICLETA |
| **E** | OTROS | **M** | ANIMAL |
| COLISION SOBRE EL CAMINO | | **N** | OBJETO FIJO |
| **F** | PEATON (ATROPELLAMIENTO) | **O** | OTROS OBJETOS |

ACCIDENTES EQUIVALENTES A DAÑOS MATERIALES
✝ UN MUERTO = 6 ACCIDENTES
✡ UN HERIDO = 2 ACCIDENTES

# *ACCIDENTES POR KILOMETRO*
# *2002*

**CARRETERA : PACHUCA - TUXPAN (MEX. 130)**
**TRAMO: PACHUCA - LIM. EDOS. HGO/PUE.**

**DEL KM: 10+300**
**AL KM: 35+000**

| SALDOS: MUERTOS | SALDOS: HERIDOS | SALDOS: DAÑOS MATERIALES ($) | CAUSAS: CONDUCTOR | CAUSAS: PEATON O PASAJERO | CAUSAS: VEHICULO | CAUSAS: CAMINO | CAUSAS: GANADO | CAUSAS: A NATURAL | KILOMETRO | NUMERO Y CLASIFICACION DE ACCIDENTES |
|---|---|---|---|---|---|---|---|---|---|---|
| 1 | 2 | 95,800 | 3 | | 1 | | | | | H A G E |
| | 3 | 68,500 | 2 | | | | | | | A A |
| | 2 | 36,200 | 1 | | | | | | | B |
| | 3 | 97,500 | 2 | 1 | 1 | | | | 15 | F G A A |
| | 3 | 109,100 | 2 | 1 | | | 1 | | | F A H E |
| | 4 | 95,600 | 1 | | 1 | | 1 | | | A E A |
| | 2 | 85,900 | 2 | | | | | 1 | | A A E |
| | 2 | 75,100 | 2 | | | 1 | | | 20 | H A E |
| | 2 | 85,000 | 1 | | | 1 | | 1 | | A H E |
| | 3 | 110,000 | 3 | | | | 1 | | | A G A M |
| 1 | 2 | 58,000 | 1 | 1 | | | | | | G F |
| | 3 | 75,200 | 1 | | | | 1 | | 25 | E A |
| | 3 | 55,000 | 1 | | | | | 1 | | A A |
| | 3 | 85,300 | 2 | | | | 1 | | | A A M |
| 1 | 5 | 120,100 | 2 | 1 | | | 1 | | | F A H E |
| 1 | 4 | 102,500 | 3 | | 1 | | | 1 | 30 | A A E H G |
| | 3 | 75,200 | 2 | | | | | | | A A |
| | 2 | 85,900 | 2 | | | | 1 | | | A A M |
| | 2 | 95,000 | 2 | | | | | 1 | | A A E |
| | 3 | 79,500 | 2 | | | 1 | | | | A H E |
| | 3 | 85,400 | 1 | | 1 | | | 1 | 35 | E A A |

NUMERO Y CLASIFICACION DE ACCIDENTES (scale: 5, 10, 15, 20, 25, 30, 35, 40, 45)

**DEL KM: 35+000**
**AL KM: 70+000**

| SALDOS: MUERTOS | SALDOS: HERIDOS | SALDOS: DAÑOS MATERIALES ($) | CAUSAS: CONDUCTOR | CAUSAS: PEATON O PASAJERO | CAUSAS: VEHICULO | CAUSAS: CAMINO | CAUSAS: GANADO | CAUSAS: A NATURAL | KILOMETRO | NUMERO Y CLASIFICACION DE ACCIDENTES |
|---|---|---|---|---|---|---|---|---|---|---|
| | | | | | | | | | 35 | |
| | 3 | 85,600 | 3 | | | 1 | | | | E A A H |
| | 2 | 85,900 | 2 | | 1 | | | 1 | | A A E H |
| | 4 | 98,700 | 4 | | | | 1 | | | A G H M A |
| | 3 | 75,800 | 2 | | 1 | | | | | A E G |
| 1 | 6 | 115,600 | 5 | 1 | | | | 1 | 40 | A A A H E F H |
| | 5 | 98,700 | 4 | | | | | | | A A A H |
| | 2 | 67,700 | 3 | | 1 | | | | | H A E A |
| 1 | 4 | 75,000 | 3 | | | | | | | G A A |
| | 3 | 94,100 | 3 | | 1 | | | | | A G E A |
| | | | | | | | | | 45 | |
| | 2 | 75,700 | 1 | | 1 | | | | | A A |
| | 1 | 65,700 | 2 | | | | | | | A A |
| | 3 | 94,800 | 2 | | | | 1 | 1 | | A M A E |
| | 2 | 75,800 | 2 | | 1 | | | | 50 | A A E |
| | 4 | 98,700 | 2 | | 1 | | | 1 | | A E A G |
| | 2 | 35,100 | 2 | | | | | | | A A |
| | 2 | 62,000 | 1 | | | | 1 | | 55 | A E |
| 1 | 4 | 94,500 | 2 | 1 | | | | 1 | | F E A A |
| | 3 | 94,200 | 3 | 1 | 1 | | | | | F A A E G |
| | 1 | 65,100 | 1 | | | | 1 | | 60 | A E |
| 1 | 2 | 95,700 | 1 | 1 | | | | 1 | | A F E |
| 1 | 3 | 105,800 | 2 | 1 | 1 | | | | 65 | A A F E |
| | 1 | 58,100 | 1 | | | | | 1 | | A E |
| | 2 | 95,800 | 2 | | | 1 | | 1 | | A E A A |
| | 2 | 65,800 | 2 | | 1 | | | | 70 | E A A |

NUMERO Y CLASIFICACION DE ACCIDENTES (scale: 5, 10, 15, 20, 25, 30, 35, 40, 45)

| CLAVE | CLASIFICACION DEL ACCIDENTE | CLAVE | CLASIFICACION DEL ACCIDENTE |
|---|---|---|---|
| A | SALIDA DEL CAMINO | | COLISION SOBRE EL CAMINO |
| | | G | OTRO VEHICULO MOTOR EN TRANSITO |
| | SIN COLISION SOBRE EL CAMINO | H | OTRO VEHICULO MOTOR POR ALCANCE |
| B | VOLCADURA | J | VEHICULO MOTOR ESTACIONADO |
| C | CAIDA DE PASAJERO | K | FERROCARRIL |
| D | INCENDIO | L | BICICLETA |
| E | OTROS | M | ANIMAL |
| | COLISION SOBRE EL CAMINO | N | OBJETO FIJO |
| F | PEATON (ATROPELLAMIENTO) | O | OTROS OBJETOS |

ACCIDENTES EQUIVALENTES A DAÑOS MATERIALES
- ✞ UN MUERTO = 6 ACCIDENTES
- ✡ UN HERIDO = 2 ACCIDENTES

# ACCIDENTES POR KILOMETRO
# 2002

**CARRETERA : PACHUCA - TUXPAN (MEX. 130)**
**TRAMO: PACHUCA - LIM. EDOS. HGO/PUE.**

**DEL KM: 70+000**
**AL KM: 82+000**

| SALDOS: MUERTOS | SALDOS: HERIDOS | SALDOS: DAÑOS MATERIALES ($) | CAUSAS: CONDUCTOR | CAUSAS: PEATON O PASAJEROS | CAUSAS: VEHICULO | CAUSAS: CAMINO | CAUSAS: GANADO | CAUSAS: AGENTE NATURAL | KILOMETRO | NUMERO Y CLASIFICACION DE ACCIDENTES |
|---|---|---|---|---|---|---|---|---|---|---|
| | | | | | | | | | 70 | |
| | 2 | 85,200 | 2 | | | | | 1 | | A A E ✡ ✡ ✡ ✡ |
| | 3 | 75,400 | 2 | | 1 | | | | | E A G ✡ ✡ ✡ ✡ ✡ ✡ |
| | 2 | 97,200 | 2 | | | 1 | 1 | | | A A M E ✡ ✡ ✡ ✡ |
| | 3 | 65,800 | 1 | | 1 | | | | | A E ✡ ✡ ✡ ✡ ✡ ✡ |
| 2 | 6 | 195,800 | 5 | | | | 1 | 1 | 75 | A A M E A G H ✞ ✞ ✞ ✞ ✞ ✞ ✞ ✞ ✞ ✞ ✞ ✞ ✡ ✡ ✡ ✡ ✡ ✡ ✡ ✡ ✡ ✡ ✡ ✡ |
| 1 | 4 | 98,200 | 3 | 1 | | | | 1 | | A F E A A ✞ ✞ ✞ ✞ ✞ ✞ ✡ ✡ ✡ ✡ ✡ ✡ ✡ ✡ |
| | 2 | 85,200 | 2 | | | 1 | | | | A A E ✡ ✡ ✡ ✡ |
| | 5 | 110,500 | 2 | | 1 | | 1 | 1 | | A A E M H ✡ ✡ ✡ ✡ ✡ ✡ ✡ ✡ ✡ ✡ |
| | 2 | 85,600 | 3 | | | | | | | A A A ✡ ✡ ✡ ✡ |
| | 4 | 75,800 | 2 | | | 1 | | 1 | 80 | A A G E ✡ ✡ ✡ ✡ ✡ ✡ ✡ ✡ |
| | 3 | 65,800 | 2 | 1 | | | | | | F A G ✡ ✡ ✡ ✡ ✡ ✡ |
| | 3 | 85,600 | 1 | 1 | | | | 1 | 82 | A F E ✡ ✡ ✡ ✡ ✡ ✡ |

5 10 15 20 25 30 35 40 45

**NUMERO Y CLASIFICACION DE ACCIDENTES**

| CLAVE | CLASIFICACION DEL ACCIDENTE | CLAVE | CLASIFICACION DEL ACCIDENTE |
|---|---|---|---|
| **A** | SALIDA DEL CAMINO | | COLISION SOBRE EL CAMINO |
| | | **G** | OTRO VEHICULO MOTOR EN TRANSITO |
| | SIN COLISION SOBRE EL CAMINO | **H** | OTRO VEHICULO MOTOR POR ALCANCE |
| **B** | VOLCADURA | **J** | VEHICULO MOTOR ESTACIONADO |
| **C** | CAIDA DE PASAJERO | **K** | FERROCARRIL |
| **D** | INCENDIO | **L** | BICICLETA |
| **E** | OTROS | **M** | ANIMAL |
| | COLISION SOBRE EL CAMINO | **N** | OBJETO FIJO |
| **F** | PEATON (ATROPELLAMIENTO) | **O** | OTROS OBJETOS |

ACCIDENTES EQUIVALENTES A DAÑOS MATERIALES
✞ UN MUERTO = 6 ACCIDENTES
✡ UN HERIDO = 2 ACCIDENTES

# *ACCIDENTES POR KILOMETRO*
# *2002*

**CARRETERA : PACHUCA - CD. SAHAGUN (MEX. 130)**
**TRAMO: PACHUCA - CD. SAHAGUN**

**DEL KM: 0+000**
**AL KM: 35+000**

| KILOMETRO | MUERTOS | HERIDOS | DAÑOS MATERIALES ($) | CONDUCTOR | PEAO | PAS | VEHICULO | CAMINO | GANADO | NATURAL | NUMERO Y CLASIFICACION DE ACCIDENTES |
|---|---|---|---|---|---|---|---|---|---|---|---|
| | | | | | | | | | | | |
| | | | | | | | | | | | |
| | | | | | | | | | | | |
| | | 2 | 75,800 | 2 | 1 | | | | | | A F A ✡ ✡ ✡ ✡ |
| | | 4 | 152,100 | 3 | | | 1 | | | | A A E H ✡ ✡ ✡ ✡ ✡ ✡ ✡ ✡ |
| | | 1 | 70,000 | 1 | | | | | | | A ✡ ✡ |
| | | | 85,900 | 1 | | | | | | | A |
| | | 2 | 110,200 | 2 | | | | | | | A H ✡ ✡ ✡ ✡ |
| | | 2 | 185,600 | 3 | | | | | | | A J H ✡ ✡ ✡ ✡ |
| | 1 | 3 | 125,800 | 3 | | | | | | | A A A ✡ ✡ ✡ ✡ ✡ ✡ ✡ ✡ ✡ ✡ ✡ |
| | | | 154,300 | 2 | | | | | 1 | | J M H |
| | | 1 | 95,700 | 1 | | | | | | | A ✡ ✡ |
| | | 1 | 75,900 | 1 | 1 | | | | | | F A ✡ ✡ |
| | | | 98,700 | 1 | | | | | | | A |
| | | | 65,800 | 1 | | | | | | | H |
| | | | 55,000 | 1 | | | 1 | | | | A J |
| | | | 85,900 | 1 | | | | | | | A |
| | | | 64,100 | 1 | | | | | | | A |
| | | | 105,200 | 1 | | | | | 1 | | E M |
| | | 1 | 75,800 | 1 | | | | | | | B ✡ ✡ |
| | | | 110,200 | 2 | | | | | | 1 | A J E |
| | | | 85,600 | 1 | | | | | | | A |
| | | | 75,800 | 1 | | | | | | | A |
| | 1 | 2 | 50,800 | 1 | | | | | | | B ✡ ✡ ✡ ✡ ✡ ✡ ✡ ✡ ✡ ✡ |
| | | | 113,300 | 2 | | | 1 | | | | A H E |
| | | | 95,700 | 1 | | | | | 1 | | A M |
| | | 2 | 71,000 | 1 | | | | | | | A ✡ ✡ ✡ ✡ |
| | | | 85,200 | 1 | | | 1 | | | | E A |
| | | 3 | 75,800 | 1 | | | | | | | A ✡ ✡ ✡ ✡ ✡ ✡ |
| | | | 65,800 | 1 | | | | | | | A |
| SALDOS | | | | CAUSAS | | | | | | | |

**DEL KM: 35+000**
**AL KM: 46+000**

| KILOMETRO | MUERTOS | HERIDOS | DAÑOS MATERIALES ($) | CONDUCTOR | PEAO | PAS | VEHICULO | CAMINO | GANADO | NATURAL | NUMERO Y CLASIFICACION DE ACCIDENTES |
|---|---|---|---|---|---|---|---|---|---|---|---|
| | 1 | 3 | 110,500 | 1 | | | | | | | A ✡ ✡ ✡ ✡ ✡ ✡ ✡ ✡ ✡ ✡ ✡ ✡ |
| | | | 95,100 | 2 | | | | | | | J A |
| | | 1 | 85,400 | 1 | | | | | | | A ✡ ✡ |
| | 1 | 2 | 95,700 | 1 | | | | | | | A ✡ ✡ ✡ ✡ ✡ ✡ ✡ ✡ ✡ ✡ ✡ |
| | | | 75,800 | 1 | | | | | | | A |
| | | 2 | 125,400 | 1 | | | | 1 | | | E A ✡ ✡ ✡ ✡ |
| | | 1 | 75,800 | 1 | | | | | | | A ✡ ✡ |
| | | 2 | 97,200 | 1 | | | | 1 | | | A E ✡ ✡ ✡ ✡ |
| | | 5 | 158,600 | 2 | | | | | 1 | 1 | A M E A ✡ ✡ ✡ ✡ ✡ ✡ ✡ ✡ ✡ ✡ ✡ |
| | 1 | 4 | 105,200 | 2 | 1 | | | | | | F A B ✡ ✡ ✡ ✡ ✡ ✡ ✡ ✡ ✡ ✡ ✡ ✡ ✡ ✡ |
| | 3 | 20 | 1,024,700 | 13 | 1 | 0 | 2 | 1 | 1 | | |
| SALDOS | | | | CAUSAS | | | | | | | |

**NUMERO Y CLASIFICACION DE ACCIDENTES**

| CLAVE | CLASIFICACION DEL ACCIDENTE | CLAVE | CLASIFICACION DEL ACCIDENTE |
|---|---|---|---|
| A | SALIDA DEL CAMINO | COLISION SOBRE EL CAMINO | |
| | | G | OTRO VEHICULO MOTOR EN TRANSITO |
| SIN COLISION SOBRE EL CAMINO | | H | OTRO VEHICULO MOTOR POR ALCANCE |
| B | VOLCADURA | J | VEHICULO MOTOR ESTACIONADO |
| C | CAIDA DE PASAJERO | K | FERROCARRIL |
| D | INCENDIO | L | BICICLETA |
| E | OTROS | M | ANIMAL |
| COLISION SOBRE EL CAMINO | | N | OBJETO FIJO |
| F | PEATON (ATROPELLAMIENTO) | O | OTROS OBJETOS |

ACCIDENTES EQUIVALENTES A DAÑOS MATERIALES
✟ UN MUERTO = 6 ACCIDENTES
✡ UN HERIDO = 2 ACCIDENTES

# *ACCIDENTES POR KILOMETRO*
# *2002*

**CARRETERA : VTA. DE CARPIO - PITULA (MEX. 132)**
**TRAMO: LIM. EDOS. MEX./HGO. - " T " PITULA**

**DEL KM: 51+000**
**AL KM: 85+000**

| SALDOS | MUERTOS | HERIDOS | DAÑOS MATERIALES ($) | CAUSAS | CONDUCTOR | PEAO PAS | VEHICULO | CAMINO | GANADO | ANATURAL | KILOMETRO |
|---|---|---|---|---|---|---|---|---|---|---|---|
| | | 1 | 85,900 | | 1 | | | | | | 50 |
| | 1 | 2 | 105,200 | | 2 | | | | | | |
| | | 1 | 100,000 | | 1 | | | | | 1 | |
| | 1 | 2 | 95,800 | | 2 | | | | | | |
| | 1 | 2 | 95,700 | | 2 | | | | | | 55 |
| | 1 | 1 | 105,200 | | 1 | | | | | 1 | |
| | 1 | 2 | 99,600 | | 2 | | | | | | |
| | | | 85,100 | | 1 | | | | | | |
| | | 1 | 96,200 | | 1 | | | | | | 60 |
| | | 2 | 100,200 | | 2 | | | | | | |
| | 2 | 1 | 115,500 | | 2 | | | | | | |
| | 1 | 3 | 125,400 | | 2 | | | | | | |
| | 1 | 2 | 85,600 | | 1 | | | | | | |
| | 2 | 3 | 136,400 | | 2 | | 1 | | | | 65 |
| | 1 | 3 | 100,100 | | 2 | | | | | | |
| | 2 | 3 | 135,500 | | 2 | | | | | 1 | |
| | | | 95,800 | | 1 | | | | | | |
| | 2 | 3 | 85,500 | | 1 | | | | | | 70 |
| | | | 95,900 | | 1 | | | | | | |
| | 1 | 3 | 156,000 | | 2 | | 1 | | | | |
| | | 1 | 87,200 | | 1 | | | | | | |
| | 2 | 3 | 120,000 | | 2 | | | | | | |
| | | 1 | 98,700 | | 1 | | | | | | 75 |
| | | | 100,000 | | 1 | | | | | | |
| | 1 | 2 | 87,500 | | 1 | | | | | | |
| | | 1 | 152,000 | | 2 | | | | | | |
| | | | 85,900 | | 1 | | | | | | |
| | 1 | 2 | 175,400 | | 2 | | 1 | | | | 80 |
| | | 1 | 95,800 | | 1 | | | | | | |
| | 1 | 2 | 110,500 | | 1 | 1 | | | | | |
| | | 1 | 85,400 | | 1 | | | | | | |
| | | | | | | | | | | | 85 |

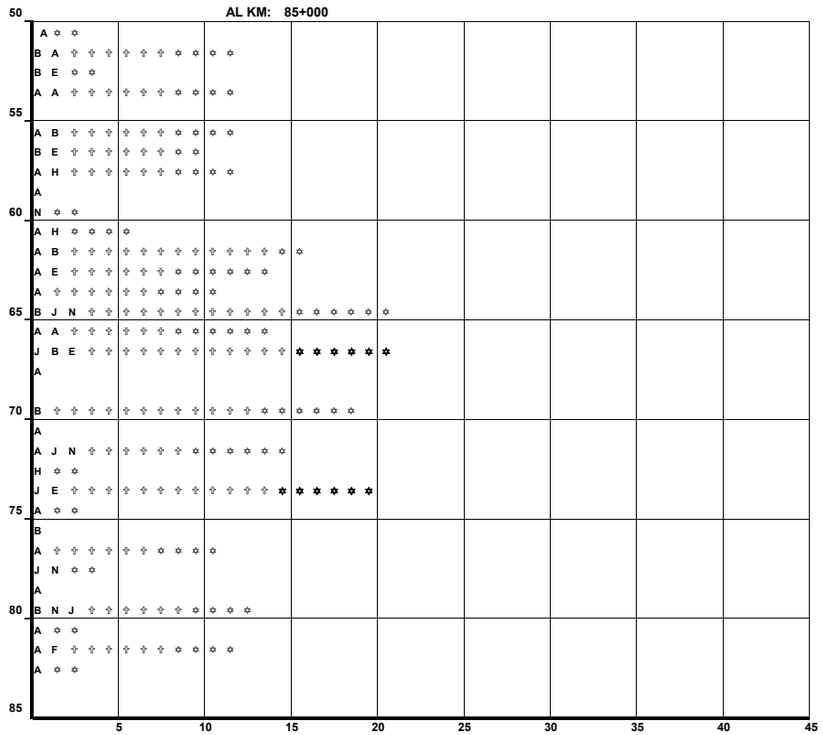


**NUMERO Y CLASIFICACION DE ACCIDENTES**

| CLAVE | CLASIFICACION DEL ACCIDENTE | CLAVE | CLASIFICACION DEL ACCIDENTE |
|---|---|---|---|
| **A** | SALIDA DEL CAMINO | COLISION SOBRE EL CAMINO | |
| | | **G** | OTRO VEHICULO MOTOR EN TRANSITO |
| SIN COLISION SOBRE EL CAMINO | | **H** | OTRO VEHICULO MOTOR POR ALCANCE |
| **B** | VOLCADURA | **J** | VEHICULO MOTOR ESTACIONADO |
| **C** | CAIDA DE PASAJERO | **K** | FERROCARRIL |
| **D** | INCENDIO | **L** | BICICLETA |
| **E** | OTROS | **M** | ANIMAL |
| COLISION SOBRE EL CAMINO | | **N** | OBJETO FIJO |
| **F** | PEATON (ATROPELLAMIENTO) | **O** | OTROS OBJETOS |

ACCIDENTES EQUIVALENTES A DAÑOS MATERIALES
✝ UN MUERTO = 6 ACCIDENTES
✡ UN HERIDO = 2 ACCIDENTES

# *ACCIDENTES POR KILOMETRO*
# *2002*

**CARRETERA : APIZACO - TEJOCOTAL (MEX. 119)**
**TRAMO: LIM. EDOS. PUE./HGO. - TEJOCOTAL**

**DEL KM: 110+000**
**AL KM: 113+000**

| KILOMETRO | SALDOS: MUERTOS | SALDOS: HERIDOS | SALDOS: DAÑOS MATERIALES ($) | CAUSAS: CONDUCTOR | CAUSAS: PEAO | CAUSAS: PAS | CAUSAS: VEHICULO | CAUSAS: CAMINO | CAUSAS: GANADO | CAUSAS: ANATURAL |
|---|---|---|---|---|---|---|---|---|---|---|
| 110 | | | | | | | | | | |
| 113 | | 2 | 650,000<br>150,000 | 2<br>1 | | | | | | |

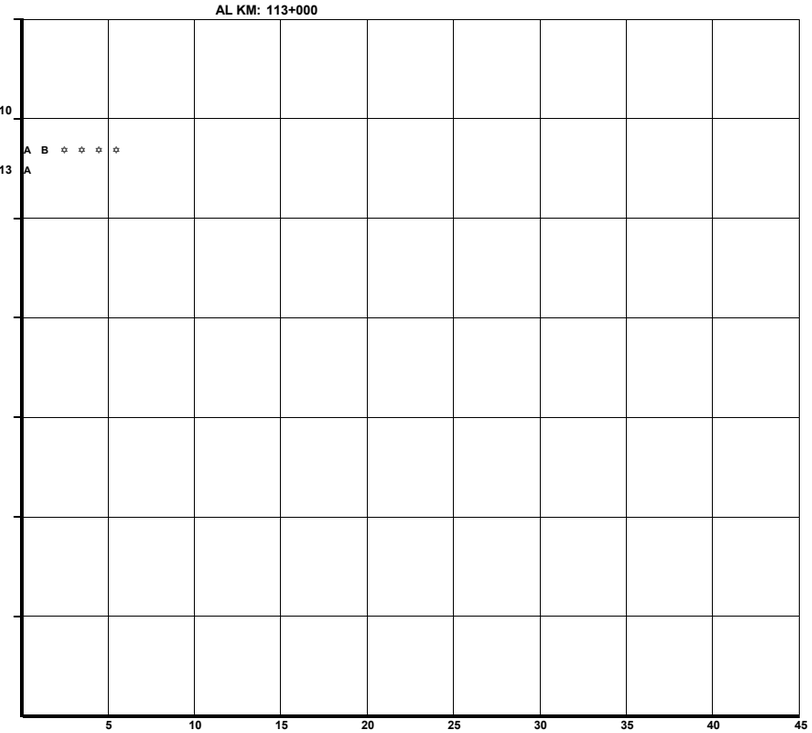


**NUMERO Y CLASIFICACION DE ACCIDENTES**

| CLAVE | CLASIFICACION DEL ACCIDENTE |
|---|---|
| **A** | SALIDA DEL CAMINO |
| SIN COLISION SOBRE EL CAMINO | |
| **B** | VOLCADURA |
| **C** | CAIDA DE PASAJERO |
| **D** | INCENDIO |
| **E** | OTROS |
| COLISION SOBRE EL CAMINO | |
| **F** | PEATON (ATROPELLAMIENTO) |

| CLAVE | CLASIFICACION DEL ACCIDENTE |
|---|---|
| COLISION SOBRE EL CAMINO | |
| **G** | OTRO VEHICULO MOTOR EN TRANSITO |
| **H** | OTRO VEHICULO MOTOR POR ALCANCE |
| **J** | VEHICULO MOTOR ESTACIONADO |
| **K** | FERROCARRIL |
| **L** | BICICLETA |
| **M** | ANIMAL |
| **N** | OBJETO FIJO |
| **O** | OTROS OBJETOS |

ACCIDENTES EQUIVALENTES A DAÑOS MATERIALES
✝ UN MUERTO = 6 ACCIDENTES
✡ UN HERIDO = 2 ACCIDENTES

# *ACCIDENTES POR KILOMETRO*
# *2002*

**CARRETERA : PORTEZUELO - PALMILLAS (MEX. 45)**
**TRAMO: "T" PORTEZUELO - LIM. EDOS. HGO./QRO.**

**DEL KM: 0+000**
**AL KM: 73+800**

| SALDOS | MUERTOS | HERIDOS | DAÑOS MATERIALES ($) | CAUSAS: CONDUCTOR | PEAO | PASO | VEHICULO | CAMINO | GANADO | NATURAL |
|---|---|---|---|---|---|---|---|---|---|---|
| | | 1 | 72,300 | 1 | | | | | | |
| | 1 | 2 | 97,500 | 1 | 1 | | | | | |
| | | 2 | 99,000 | 1 | | | 1 | | | 1 |
| | | 2 | 99,800 | 1 | | 1 | | 1 | | |
| | | 1 | 75,800 | 1 | | | | | | |
| | | 2 | 89,600 | 1 | | | | 1 | | |
| | | 2 | 87,500 | 2 | | 1 | | | | |
| | | 3 | 114,200 | 2 | 1 | | | 1 | | |
| | 1 | 2 | 76,400 | 1 | | | | | | |
| | | 2 | 85,400 | 2 | | | | | | |
| | 1 | 2 | 85,600 | 1 | | 1 | | | | |
| | | 1 | 98,700 | 1 | | | | | | 1 |
| | | 2 | 89,700 | 2 | | | | 1 | | |
| | | | 68,200 | 1 | | | | | | |
| | | | 59,400 | 1 | | | | | | |
| | 1 | 2 | 95,700 | 2 | | | | | | 1 |
| | | | 98,100 | 1 | | | | 1 | | |
| | | 1 | 97,500 | 2 | | | | | | |
| | | 1 | 99,000 | 2 | | | | | | |
| | | 2 | 85,300 | 1 | | | | 1 | | |
| | 1 | 2 | 97,100 | 1 | | | | | | 1 |
| | | 2 | 85,700 | 1 | | 1 | | | | |
| | | 3 | 110,200 | 2 | | | 1 | | | |
| | | | 98,300 | 2 | | | | | | |
| | | 2 | 85,200 | 1 | | | | 1 | | |
| | | 1 | 97,500 | 2 | | | | | | |
| | | 2 | 105,600 | 1 | 1 | | | | | 1 |
| | | 1 | 81,000 | 1 | | | | | | 1 |
| | | 2 | 95,200 | 1 | | 1 | | | | |
| | 1 | 2 | 135,600 | 2 | 1 | | 1 | | | |
| | | 2 | 97,200 | 1 | | | | | | 1 |

KILOMETRO

| KM | |
|---|---|
| 0 | A ✡ ✡ |
| | F A ✡ ✡ ✡ ✡ ✡ ✡ ✡ ✡ ✡ ✡ ✡ |
| | A N A ✡ ✡ ✡ ✡ |
| 5 | J G M ✡ ✡ ✡ ✡ |
| | G ✡ ✡ |
| | M A ✡ ✡ ✡ ✡ |
| | E J H ✡ ✡ ✡ ✡ |
| | A M F J ✡ ✡ ✡ ✡ ✡ ✡ ✡ |
| 10 | G ✡ ✡ ✡ ✡ ✡ ✡ ✡ ✡ ✡ ✡ ✡ |
| | H A ✡ ✡ ✡ ✡ |
| | A N ✡ ✡ ✡ ✡ ✡ ✡ ✡ ✡ ✡ ✡ ✡ |
| | A E ✡ ✡ ✡ |
| | A M A ✡ ✡ ✡ ✡ ✡ |
| 15 | A |
| | A |
| | A J E ✡ ✡ ✡ ✡ ✡ ✡ ✡ ✡ ✡ ✡ |
| | A M |
| | A A ✡ ✡ |
| 20 | A H ✡ ✡ |
| | A M ✡ ✡ ✡ ✡ ✡ |
| | A E ✡ ✡ ✡ ✡ ✡ ✡ ✡ ✡ ✡ ✡ ✡ |
| | A E ✡ ✡ ✡ ✡ ✡ |
| 25 | A A N ✡ ✡ ✡ ✡ ✡ ✡ ✡ |
| | A J |
| | M A ✡ ✡ ✡ ✡ ✡ |
| | A A ✡ ✡ ✡ |
| | F A E ✡ ✡ ✡ ✡ ✡ |
| 30 | |
| | A E ✡ ✡ |
| | N A ✡ ✡ ✡ ✡ ✡ |
| | N A A F ✡ ✡ ✡ ✡ ✡ ✡ ✡ ✡ ✡ ✡ ✡ |
| 35 | A A ✡ ✡ ✡ ✡ ✡ |

5 10 15 20 25 30 35 40 45

**NUMERO Y CLASIFICACION DE ACCIDENTES**

**DEL KM: 35+000**
**AL KM: 70+000**

| SALDOS | MUERTOS | HERIDOS | DAÑOS MATERIALES ($) | CAUSAS: CONDUCTOR | PEAO | PASO | VEHICULO | CAMINO | GANADO | NATURAL |
|---|---|---|---|---|---|---|---|---|---|---|
| | 1 | 2 | 115,000 | 1 | | 1 | | | | |
| | | | 343,100 | 2 | 1 | | | | | |
| | 1 | 2 | 100,000 | 1 | | 1 | | 1 | | |
| | | 1 | 75,600 | 1 | | | | | | |
| | | | 94,300 | 2 | | | | | 1 | |
| | | | 75,900 | 2 | | | | | | |
| | | 1 | 166,800 | 2 | | | | | | |
| | | 2 | 95,700 | 2 | | | 1 | | | |
| | 1 | 4 | 85,300 | 2 | | 1 | | | | |
| | 1 | 3 | 54,800 | 1 | 1 | | | | | |
| | | 2 | 79,100 | 1 | | | | | 1 | |
| | | 1 | 183,400 | 2 | | | | | | |
| | | 1 | 81,900 | 2 | | | | | | |
| | | | 97,300 | 2 | | | | 1 | | |
| | | 2 | 68,700 | 1 | | 1 | | | | |
| | | 3 | 97,200 | 1 | | | | 1 | 1 | |
| | | 2 | 84,200 | 1 | | 1 | | | | |
| | | | 68,100 | 1 | | | | | | |
| | | 1 | 85,700 | 1 | | | | | 1 | |
| | | 2 | 67,200 | 1 | | 1 | | | | |
| | | 1 | 82,400 | 2 | | | | | | |
| | | | 75,900 | 1 | | | | | | |
| | | 2 | 94,800 | 2 | | | | | 1 | |
| | | 1 | 83,800 | 2 | 1 | | | | | |
| | | | 79,500 | 1 | | | | 1 | | |
| | | 1 | 81,600 | 1 | | 1 | | | | |

KILOMETRO

| KM | |
|---|---|
| 35 | E A ✡ ✡ ✡ ✡ ✡ ✡ ✡ ✡ ✡ ✡ ✡ ✡ |
| | A A F |
| 40 | A E A ✡ ✡ ✡ ✡ ✡ ✡ ✡ ✡ ✡ ✡ |
| | A ✡ ✡ |
| | E J A |
| | A A |
| | A J ✡ ✡ |
| 45 | |
| | A A E ✡ ✡ ✡ ✡ |
| | A B A ✡ ✡ ✡ ✡ ✡ ✡ ✡ ✡ ✡ ✡ ✡ ✡ ✡ ✡ |
| | F A ✡ ✡ ✡ ✡ ✡ ✡ ✡ ✡ ✡ ✡ ✡ ✡ |
| 50 | A E ✡ ✡ ✡ ✡ |
| | A A ✡ ✡ |
| | A H ✡ ✡ |
| 55 | A A M |
| | E A ✡ ✡ ✡ ✡ |
| | A E M ✡ ✡ ✡ ✡ ✡ ✡ ✡ |
| 60 | E A ✡ ✡ ✡ ✡ |
| | H |
| | A E ✡ ✡ |
| | A A ✡ ✡ ✡ ✡ |
| | A A ✡ ✡ |
| 65 | A |
| | E A J ✡ ✡ ✡ ✡ |
| | F A A ✡ ✡ ✡ ✡ ✡ ✡ ✡ ✡ ✡ ✡ ✡ ✡ ✡ |
| | A M |
| 70 | A E ✡ ✡ |

5 10 15 20 25 30 35 40 45

**NUMERO Y CLASIFICACION DE ACCIDENTES**

| CLAVE | CLASIFICACION DEL ACCIDENTE | CLAVE | CLASIFICACION DEL ACCIDENTE |
|---|---|---|---|
| | | COLISION SOBRE EL CAMINO | |
| | | G | OTRO VEHICULO MOTOR EN TRANSITO |
| | | H | OTRO VEHICULO MOTOR POR ALCANCE |
| | | J | VEHICULO MOTOR ESTACIONADO |
| | | K | FERROCARRIL |
| | | L | BICICLETA |
| | | M | ANIMAL |
| | | N | OBJETO FIJO |
| | | O | OTROS OBJETOS |
| A | SALIDA DEL CAMINO | | |
| SIN COLISION SOBRE EL CAMINO | | | |
| B | VOLCADURA | | |
| C | CAIDA DE PASAJERO | | |
| D | INCENDIO | | |
| E | OTROS | | |
| COLISION SOBRE EL CAMINO | | | |
| F | PEATON (ATROPELLAMIENTO) | | |

ACCIDENTES EQUIVALENTES A DAÑOS MATERIALES
✝ UN MUERTO = 6 ACCIDENTES
✡ UN HERIDO = 2 ACCIDENTES

# *ACCIDENTES POR KILOMETRO*
# *2002*

**CARRETERA : PORTEZUELO - PALMILLAS (MEX. 45)**
**TRAMO: "T" PORTEZUELO - LIM. EDOS. HGO./QRO.**

**DEL KM: 70+000**
**AL KM: 73+800**

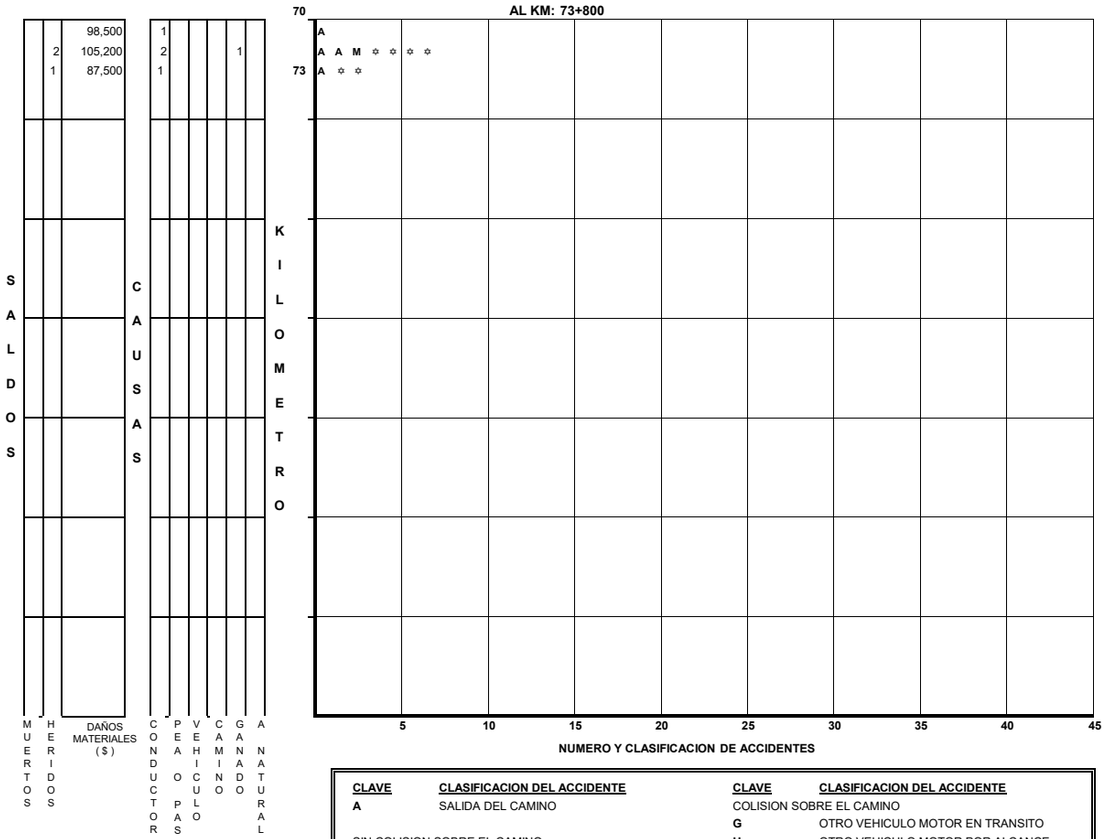


| CLAVE | CLASIFICACION DEL ACCIDENTE | CLAVE | CLASIFICACION DEL ACCIDENTE |
|---|---|---|---|
| **A** | SALIDA DEL CAMINO | COLISION SOBRE EL CAMINO | |
| | | **G** | OTRO VEHICULO MOTOR EN TRANSITO |
| SIN COLISION SOBRE EL CAMINO | | **H** | OTRO VEHICULO MOTOR POR ALCANCE |
| **B** | VOLCADURA | **J** | VEHICULO MOTOR ESTACIONADO |
| **C** | CAIDA DE PASAJERO | **K** | FERROCARRIL |
| **D** | INCENDIO | **L** | BICICLETA |
| **E** | OTROS | **M** | ANIMAL |
| COLISION SOBRE EL CAMINO | | **N** | OBJETO FIJO |
| **F** | PEATON (ATROPELLAMIENTO) | **O** | OTROS OBJETOS |

ACCIDENTES EQUIVALENTES A DAÑOS MATERIALES
✟ UN MUERTO = 6 ACCIDENTES
✡ UN HERIDO = 2 ACCIDENTES

# *ACCIDENTES POR KILOMETRO*
# *2002*

**CARRETERA : JOROBAS - TULA (MEX. 87)**
**TRAMO: LIM. EDOS. MEX/HGO.- TULA**

**DEL KM: 0+000**
**AL KM: 30+000**

| SALDOS | | | CAUSAS | | | | | | | KILOMETRO |
|---|---|---|---|---|---|---|---|---|---|---|
| MUERTOS | HERIDOS | DAÑOS MATERIALES ( $ ) | CONDUCTOR | PEAO | PAS | VEHICULO | CAMINO | GANADO | ANATURAL | |
| 1 | 3 | 59,700 | 1 | 1 | | | | | | A F ✝ ✝ ✝ ✝ ✝ ✝ ✡ ✡ ✡ ✡ ✡ ✡ ✡ ✡ |
| 1 | 2 | 69,400 | 1 | | 1 | | | | | A E ✝ ✝ ✝ ✝ ✝ ✝ ✡ ✡ ✡ ✡ |
| | 3 | 79,800 | 1 | | | | 1 | | | A M ✡ ✡ ✡ ✡ ✡ ✡ |
| | 3 | 61,500 | 1 | | | | | | 1 | E J ✡ ✡ ✡ ✡ ✡ ✡ |
| | 1 | 59,000 | 1 | | | | | | | H ✡ ✡ |
| | 3 | 79,100 | 1 | | | | 1 | | | A N ✡ ✡ ✡ ✡ ✡ ✡ |
| | 2 | 89,700 | 1 | | | | | | 1 | A J ✡ ✡ ✡ ✡ |
| | 3 | 78,200 | 1 | | 1 | | | | | E B ✡ ✡ ✡ ✡ ✡ ✡ |
| 1 | 2 | 89,400 | 2 | | | | | | | A A ✝ ✝ ✝ ✝ ✝ ✝ ✡ ✡ ✡ ✡ |
| | 2 | 67,500 | 1 | | | | | | | J ✡ ✡ ✡ ✡ |
| 1 | 2 | 89,700 | 1 | 1 | | | | | | F H ✝ ✝ ✝ ✝ ✝ ✝ ✡ ✡ ✡ ✡ |
| | 2 | 79,500 | 1 | | | | | 1 | | M J ✡ ✡ ✡ ✡ |
| 1 | 2 | 87,500 | 2 | | | | | | | A B ✝ ✝ ✝ ✝ ✝ ✝ ✡ ✡ ✡ ✡ |
| | 2 | 68,700 | 1 | | | | | 1 | | M G ✡ ✡ ✡ ✡ |
| 1 | 2 | 97,500 | 2 | | | | | | | B J ✝ ✝ ✝ ✝ ✝ ✝ ✡ ✡ ✡ ✡ |
| | 2 | 79,800 | 1 | | 1 | | | | | E J ✡ ✡ ✡ ✡ |
| | 1 | 59,400 | 1 | | | | | | | A ✡ ✡ |
| 2 | 3 | 94,500 | 2 | | | | 1 | | | A B N ✝ ✝ ✝ ✝ ✝ ✝ ✝ ✝ ✝ ✝ ✝ ✝ ✡ ✡ ✡ ✡ ✡ ✡ |
| | 3 | 61,200 | 1 | | | | | | | A ✡ ✡ ✡ ✡ ✡ ✡ |
| | 3 | 65,200 | 2 | | | | | | | J G ✡ ✡ ✡ ✡ ✡ ✡ |
| 1 | 4 | 65,800 | 1 | | | | | | 1 | A E ✝ ✝ ✝ ✝ ✝ ✝ ✡ ✡ ✡ ✡ ✡ ✡ ✡ ✡ |
| | 3 | 75,800 | 1 | | 1 | | | | | J E ✡ ✡ ✡ ✡ ✡ ✡ |
| 2 | 4 | 98,100 | 2 | 1 | | | | | | A F J ✝ ✝ ✝ ✝ ✝ ✝ ✝ ✝ ✝ ✝ ✝ ✝ ✡ ✡ ✡ ✡ ✡ ✡ ✡ ✡ |

0 5 10 15 20 25 30 35

5 10 15 20 25 30 35 40 45

**NUMERO Y CLASIFICACION DE ACCIDENTES**

| CLAVE | CLASIFICACION DEL ACCIDENTE | CLAVE | CLASIFICACION DEL ACCIDENTE |
|---|---|---|---|
| **A** | SALIDA DEL CAMINO | COLISION SOBRE EL CAMINO | |
| | | **G** | OTRO VEHICULO MOTOR EN TRANSITO |
| SIN COLISION SOBRE EL CAMINO | | **H** | OTRO VEHICULO MOTOR POR ALCANCE |
| **B** | VOLCADURA | **J** | VEHICULO MOTOR ESTACIONADO |
| **C** | CAIDA DE PASAJERO | **K** | FERROCARRIL |
| **D** | INCENDIO | **L** | BICICLETA |
| **E** | OTROS | **M** | ANIMAL |
| COLISION SOBRE EL CAMINO | | **N** | OBJETO FIJO |
| **F** | PEATON (ATROPELLAMIENTO) | **O** | OTROS OBJETOS |

ACCIDENTES EQUIVALENTES A DAÑOS MATERIALES
✝ UN MUERTO = 6 ACCIDENTES
✡ UN HERIDO = 2 ACCIDENTES

# *ACCIDENTES POR KILOMETRO*
# *2002*

**CARRETERA : TEPEJI DEL RIO - LA CAÑADA (MEX. 57)**
**TRAMO: TEPEJI DEL RIO - LA CAÑADA**

**DEL KM: 1+400**
**AL KM: 20+200**

| SALDOS | | | CAUSAS | | | | | | KILOMETRO |
|---|---|---|---|---|---|---|---|---|---|
| MUERTOS | HERIDOS | DAÑOS MATERIALES ( $ ) | CONDUCTOR | PEAO | PAS | VEHICULO | CAMINO | GANADO | ANATURAL |
| 1 | 3 | 520,000 | 1 | 1 | | | | | |
| 2 | 4 | 250,000 | 1 | | | | | | |
| | | | | | | | | | |
| | 2 | 190,000 | 1 | | | | | | |
| | | | | | | | | | |
| | | | | | | | | | |
| | | | | | | | | | |

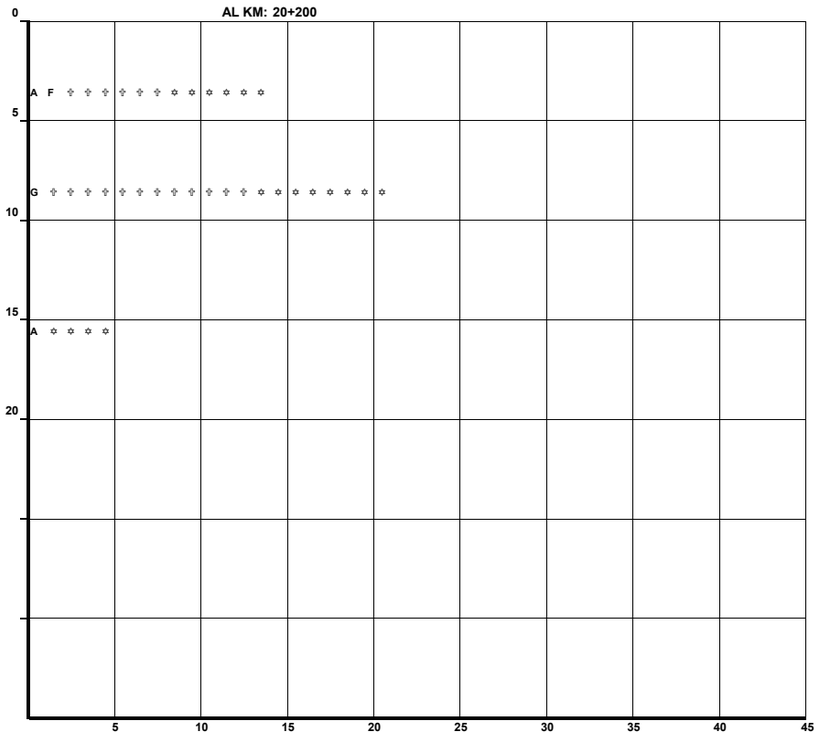


**NUMERO Y CLASIFICACION DE ACCIDENTES**

| CLAVE | CLASIFICACION DEL ACCIDENTE | CLAVE | CLASIFICACION DEL ACCIDENTE |
|---|---|---|---|
| **A** | SALIDA DEL CAMINO | COLISION SOBRE EL CAMINO | |
| | | **G** | OTRO VEHICULO MOTOR EN TRANSITO |
| SIN COLISION SOBRE EL CAMINO | | **H** | OTRO VEHICULO MOTOR POR ALCANCE |
| **B** | VOLCADURA | **J** | VEHICULO MOTOR ESTACIONADO |
| **C** | CAIDA DE PASAJERO | **K** | FERROCARRIL |
| **D** | INCENDIO | **L** | BICICLETA |
| **E** | OTROS | **M** | ANIMAL |
| COLISION SOBRE EL CAMINO | | **N** | OBJETO FIJO |
| **F** | PEATON (ATROPELLAMIENTO) | **O** | OTROS OBJETOS |

ACCIDENTES EQUIVALENTES A DAÑOS MATERIALES
✝ UN MUERTO = 6 ACCIDENTES
✡ UN HERIDO = 2 ACCIDENTES

# *ACCIDENTES POR KILOMETRO*
# *2002*

**CARRETERA : SAN FELIPE ORIZATLAN- HUEJUTLA (105)**
**TRAMO: SAN FELIPE ORIZATLAN - HUEJUTLA**

**DEL KM: 0+000**
**AL KM: 25+000**

| KILOMETRO | SALDOS: MUERTOS | SALDOS: HERIDOS | SALDOS: DAÑOS MATERIALES ( $ ) | CAUSAS: CONDUCTOR | CAUSAS: PEAO PAS | CAUSAS: VEHICULO | CAUSAS: CAMINO | CAUSAS: GANADO | CAUSAS: ANATURAL |
|---|---|---|---|---|---|---|---|---|---|
| 0 – 5 | | 1 | 200,000 | 1 | | | | | |
| 5 – 10 | | | 210,000 | 1 | | | | | |
| 10 – 15 | | | | | | | | | |
| 15 – 20 | | 1 | 150,000 | 1 | | | | | |
| | | 1 | 400,000 | 1 | 1 | | | | |
| 20 – 25 | | 3 | 960,000 | 4 | 1 | | 5 | | |

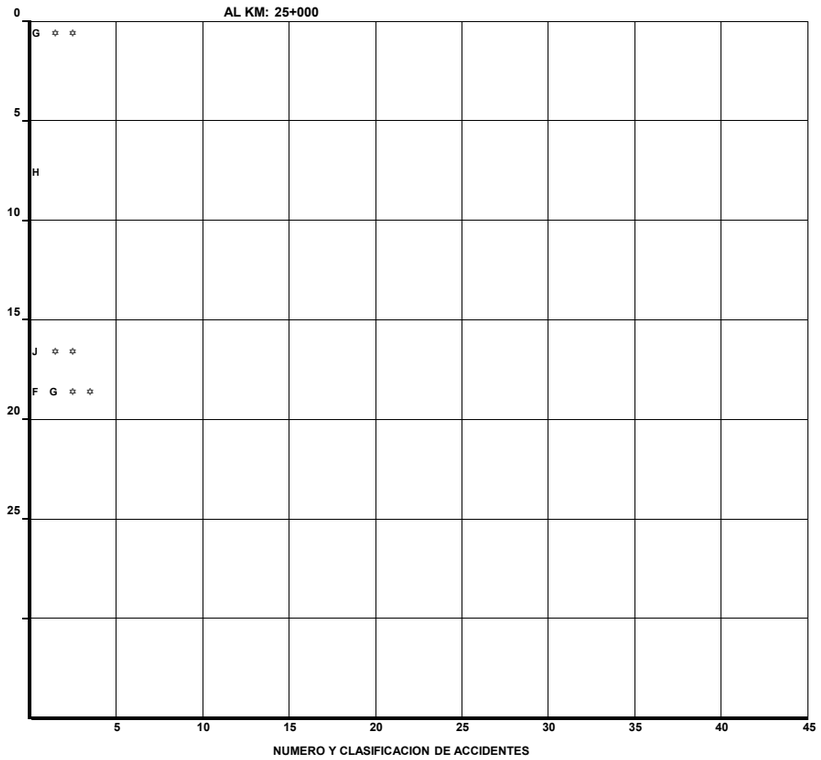


| CLAVE | CLASIFICACION DEL ACCIDENTE | CLAVE | CLASIFICACION DEL ACCIDENTE |
|---|---|---|---|
| **A** | SALIDA DEL CAMINO | COLISION SOBRE EL CAMINO | |
| | | **G** | OTRO VEHICULO MOTOR EN TRANSITO |
| SIN COLISION SOBRE EL CAMINO | | **H** | OTRO VEHICULO MOTOR POR ALCANCE |
| **B** | VOLCADURA | **J** | VEHICULO MOTOR ESTACIONADO |
| **C** | CAIDA DE PASAJERO | **K** | FERROCARRIL |
| **D** | INCENDIO | **L** | BICICLETA |
| **E** | OTROS | **M** | ANIMAL |
| COLISION SOBRE EL CAMINO | | **N** | OBJETO FIJO |
| **F** | PEATON (ATROPELLAMIENTO) | **O** | OTROS OBJETOS |

ACCIDENTES EQUIVALENTES A DAÑOS MATERIALES
✟ UN MUERTO = 6 ACCIDENTES
✡ UN HERIDO = 2 ACCIDENTES

# *ACCIDENTES POR KILOMETRO*
# *2002*

**CARRETERA : MEXICO - PACHUCA "CUOTA" ( MEX. 085 D )**
**TRAMO: LIM. EDOS. MEX./HGO. - LOS ANGELES**

**DEL KM: 49+250**
**AL KM: 60+500**

| SALDOS | | | CAUSAS | | | | | | |
|---|---|---|---|---|---|---|---|---|---|
| MUERTOS | HERIDOS | DAÑOS MATERIALES ($) | CONDUCTOR | PEAO | PAS | VEHICULO | CAMINO | GANADO | ANATURAL |
| | 2 | 350,000 | 1 | | | | | | |
| | 2 | 500,000 | 1 | | | | | | |
| | 1 | 194,500 | 1 | | | | | | |
| 1 | 4 | 259,000 | 2 | | | | 1 | | |
| | 1 | 720,000 | 1 | | | | | | 1 |
| | 3 | 395,000 | 2 | | | | | 1 | |
| | 1 | 225,800 | 1 | | | | | | 1 |
| | 3 | 800,000 | 1 | | | | | 1 | |
| 1 | 5 | 715,000 | 2 | 1 | | | | | |
| | 3 | 585,000 | 2 | | | | | | 1 |
| | 5 | 831,700 | 2 | | | 1 | | | |

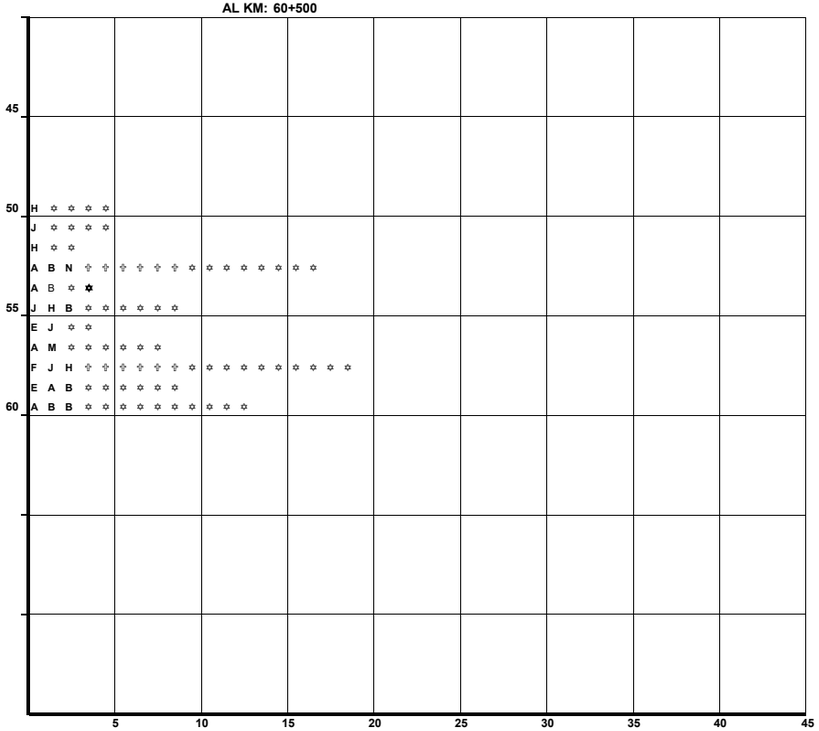


| CLAVE | CLASIFICACION DEL ACCIDENTE | CLAVE | CLASIFICACION DEL ACCIDENTE |
|---|---|---|---|
| **A** | SALIDA DEL CAMINO | COLISION SOBRE EL CAMINO | |
| | | **G** | OTRO VEHICULO MOTOR EN TRANSITO |
| SIN COLISION SOBRE EL CAMINO | | **H** | OTRO VEHICULO MOTOR POR ALCANCE |
| **B** | VOLCADURA | **J** | VEHICULO MOTOR ESTACIONADO |
| **C** | CAIDA DE PASAJERO | **K** | FERROCARRIL |
| **D** | INCENDIO | **L** | BICICLETA |
| **E** | OTROS | **M** | ANIMAL |
| COLISION SOBRE EL CAMINO | | **N** | OBJETO FIJO |
| **F** | PEATON (ATROPELLAMIENTO) | **O** | OTROS OBJETOS |

ACCIDENTES EQUIVALENTES A DAÑOS MATERIALES
✟ UN MUERTO = 6 ACCIDENTES
✡ UN HERIDO = 2 ACCIDENTES

# *ACCIDENTES POR KILOMETRO*
## *2002*

**CARRETERA : MEXICO - QUERETARO "CUOTA" ( MEX. 057 D )**
**TRAMO: LIM. EDOS. MEX./HGO.- LIM. EDOS. HGO./MEX.**

**DEL KM: 59+900**
**AL KM: 83+400**

| SALDOS | | | CAUSAS | | | | | | | KILOMETRO |
|---|---|---|---|---|---|---|---|---|---|---|
| MUERTOS | HERIDOS | DAÑOS MATERIALES ( $ ) | CONDUCTOR | PEAS | VEHICULO | CAMINO | GANADO | ANATURAL | | |
| 1 | 2 | 258,000 | 1 | | 1 | | | 1 | | 55 |
| | 2 | 145,800 | 1 | 1 | | | 1 | | | 60 |
| 1 | 2 | 85,700 | 2 | | | | | | | |
| | 1 | 159,000 | 2 | | | 1 | | | | |
| 1 | 2 | 105,800 | 2 | | | | | 1 | | |
| | 1 | 100,000 | 2 | | | | | 1 | | |
| | 2 | 135,900 | 2 | | | 1 | | | | 65 |
| | 4 | 128,700 | 2 | | | | 1 | | | |
| | 3 | 145,000 | 2 | | | | | 1 | | |
| 1 | 4 | 259,000 | 2 | | 1 | | | | | |
| 1 | 2 | 105,000 | 2 | | | | | 1 | | 70 |
| | 4 | 125,000 | 1 | | 1 | | | 1 | | |
| | 3 | 280,500 | 1 | | | | 1 | | | |
| 1 | 5 | 128,400 | 2 | | | | | 1 | | |
| | 3 | 100,000 | 1 | | 1 | | | | | 75 |
| | 2 | 238,500 | 2 | | | | | 1 | | |
| 1 | 3 | 97,800 | 1 | 1 | | | | | | |
| | 3 | 99,500 | 3 | | 1 | | | | | |
| | 2 | 89,700 | 2 | | | | 1 | | | |
| | 5 | 100,000 | 3 | | | 1 | | | | 80 |
| | 3 | 148,000 | 2 | | 1 | | | | | |
| | 2 | 93,500 | 2 | | | | | | | |
| 1 | 5 | 205,000 | 4 | 1 | | | 1 | | | 83 |

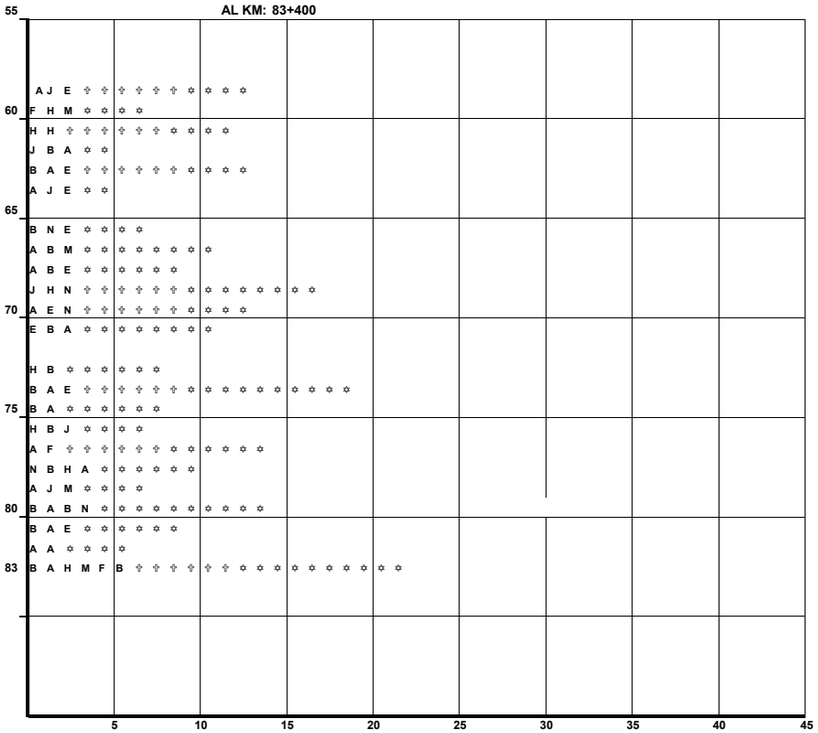


**NUMERO Y CLASIFICACION DE ACCIDENTES**

| CLAVE | CLASIFICACION DEL ACCIDENTE | CLAVE | CLASIFICACION DEL ACCIDENTE |
|---|---|---|---|
| **A** | SALIDA DEL CAMINO | COLISION SOBRE EL CAMINO | |
| | | **G** | OTRO VEHICULO MOTOR EN TRANSITO |
| SIN COLISION SOBRE EL CAMINO | | **H** | OTRO VEHICULO MOTOR POR ALCANCE |
| **B** | VOLCADURA | **J** | VEHICULO MOTOR ESTACIONADO |
| **C** | CAIDA DE PASAJERO | **K** | FERROCARRIL |
| **D** | INCENDIO | **L** | BICICLETA |
| **E** | OTROS | **M** | ANIMAL |
| COLISION SOBRE EL CAMINO | | **N** | OBJETO FIJO |
| **F** | PEATON (ATROPELLAMIENTO) | **O** | OTROS OBJETOS |

ACCIDENTES EQUIVALENTES A DAÑOS MATERIALES
✝ UN MUERTO = 6 ACCIDENTES
✡ UN HERIDO = 2 ACCIDENTES

# *ACCIDENTES POR KILOMETRO*
# *2002*

**CARRETERA : PACHUCA - TEMPOAL (MEX. 105)**
**TRAMO: LIBRAMIENTO ATOTONILCO**

**DEL KM: 0+000**
**AL KM: 6+300**

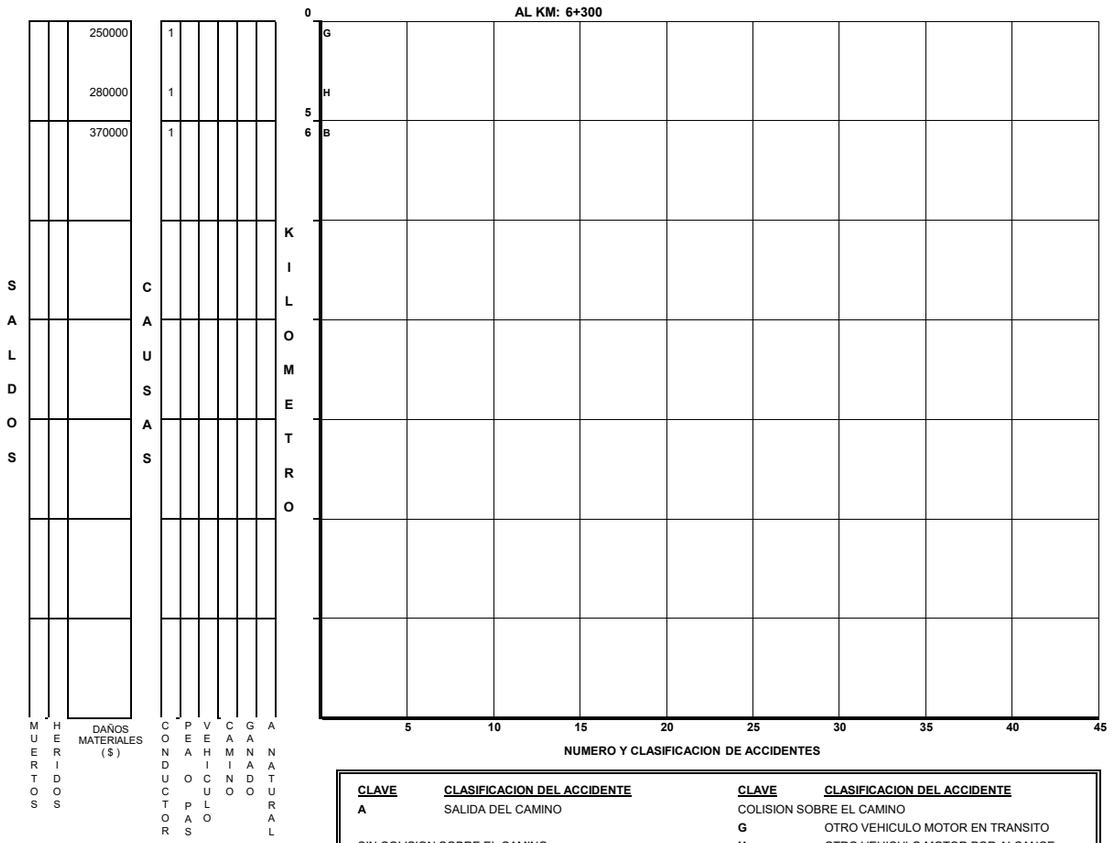


| CLAVE | CLASIFICACION DEL ACCIDENTE | CLAVE | CLASIFICACION DEL ACCIDENTE |
|---|---|---|---|
| A | SALIDA DEL CAMINO | COLISION SOBRE EL CAMINO | |
| | | G | OTRO VEHICULO MOTOR EN TRANSITO |
| SIN COLISION SOBRE EL CAMINO | | H | OTRO VEHICULO MOTOR POR ALCANCE |
| B | VOLCADURA | J | VEHICULO MOTOR ESTACIONADO |
| C | CAIDA DE PASAJERO | K | FERROCARRIL |
| D | INCENDIO | L | BICICLETA |
| E | OTROS | M | ANIMAL |
| COLISION SOBRE EL CAMINO | | N | OBJETO FIJO |
| F | PEATON (ATROPELLAMIENTO) | O | OTROS OBJETOS |

ACCIDENTES EQUIVALENTES A DAÑOS MATERIALES

✝ UN MUERTO = 6 ACCIDENTES

✡ UN HERIDO = 2 ACCIDENTES

# *ACCIDENTES POR KILOMETRO*
# *2002*

**CARRETERA : CD. SAHAGUN - EMILIANO ZAPATA (000)**
**TRAMO: CD. SAHAGUN - LIM. EDOS. HGO/TLAX.**

**DEL KM: 0+000**
**AL KM: 14+000**

| SALDOS | | | CAUSAS | | | | | | KILOMETRO |
|---|---|---|---|---|---|---|---|---|---|
| MUERTOS | HERIDOS | DAÑOS MATERIALES ($) | CONDUCTOR | PEAO PAS | VEHICULO | CAMINO | GANADO | ANATURAL | |
| | 3 | 350,000 | 1 | | | | | | 0–5 |
| | 3 | 900,000 | 2 | | | | | | 5–10 |
| | 2 | 220,000 | 1 | | | | | | 10–14 |

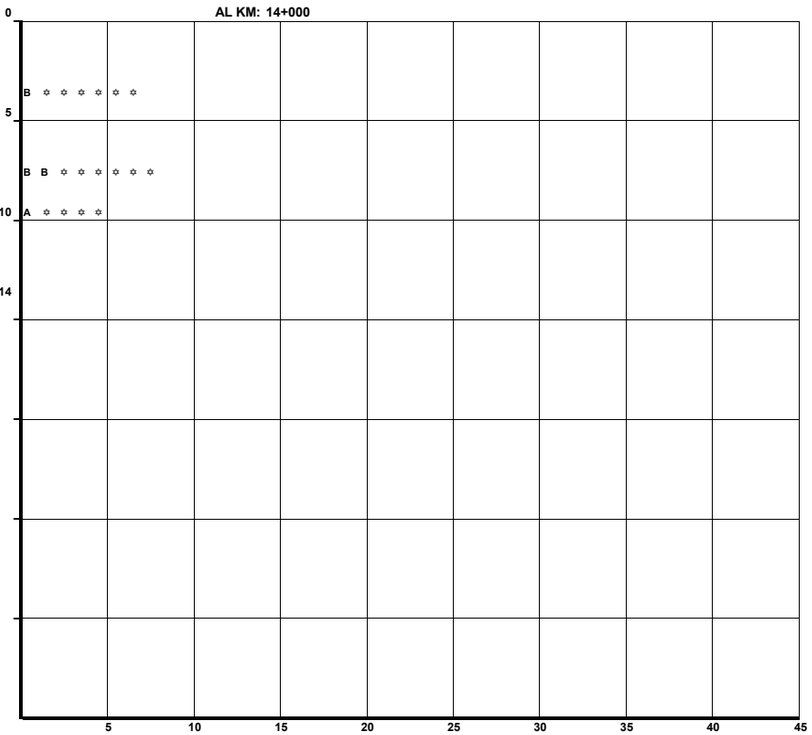


**NUMERO Y CLASIFICACION DE ACCIDENTES**

| CLAVE | CLASIFICACION DEL ACCIDENTE | CLAVE | CLASIFICACION DEL ACCIDENTE |
|---|---|---|---|
| **A** | SALIDA DEL CAMINO | COLISION SOBRE EL CAMINO | |
| | | **G** | OTRO VEHICULO MOTOR EN TRANSITO |
| SIN COLISION SOBRE EL CAMINO | | **H** | OTRO VEHICULO MOTOR POR ALCANCE |
| **B** | VOLCADURA | **J** | VEHICULO MOTOR ESTACIONADO |
| **C** | CAIDA DE PASAJERO | **K** | FERROCARRIL |
| **D** | INCENDIO | **L** | BICICLETA |
| **E** | OTROS | **M** | ANIMAL |
| COLISION SOBRE EL CAMINO | | **N** | OBJETO FIJO |
| **F** | PEATON (ATROPELLAMIENTO) | **O** | OTROS OBJETOS |

ACCIDENTES EQUIVALENTES A DAÑOS MATERIALES
✝ UN MUERTO = 6 ACCIDENTES
✡ UN HERIDO = 2 ACCIDENTES

# *ACCIDENTES POR KILOMETRO*
# *2002*

**CARRETERA : MEXICO - TUXPAN "CUOTA" (MEX. 132 D)**
**TRAMO: LIBRAMIENTO TULANCINGO**

**DEL KM: 85+000**
**AL KM: 122+600**

| SALDOS | | | CAUSAS | | | | | | | KILOMETRO |
|---|---|---|---|---|---|---|---|---|---|---|
| MUERTOS | HERIDOS | DAÑOS MATERIALES ( $ ) | CONDUCTOR | PEAO PAS | VEHICULO | CAMINO | GANADO | NATURAL | | |
| | 6 | 750,000 | 1 | | | | 1 | | G J ✡ ✡ ✡ ✡ ✡ ✡ ✡ ✡ ✡ ✡ ✡ ✡ | 85 |
| | 4 | 250,000 | 1 | | | | | 1 | A E ✡ ✡ ✡ ✡ ✡ ✡ ✡ ✡ | 90 |
| | 3 | 200,000 | 1 | | | | | | A ✡ ✡ ✡ ✡ ✡ ✡ | |
| 1 | 6 | 863,000 | 1 | | | | | 1 | B E ✞ ✞ ✞ ✞ ✞ ✞ ✡ ✡ ✡ ✡ ✡ ✡ ✡ ✡ ✡ ✡ ✡ ✡ | |
| | 7 | 200,000 | 1 | | | | | | B ✡ ✡ ✡ ✡ ✡ ✡ ✡ ✡ ✡ ✡ ✡ ✡ ✡ ✡ ✡ ✡ | 100 |
| 1 | 5 | 250,000 | 1 | | | | | 1 | A E ✞ ✞ ✞ ✞ ✞ ✞ ✡ ✡ ✡ ✡ ✡ ✡ ✡ ✡ ✡ ✡ ✡ ✡ | 105 |
| | | | | | | | | | | 110 |
| | | | | | | | | | | 115 |
| 1 | 7 | 200,000 | 1 | | 1 | | | | B E ✞ ✞ ✞ ✞ ✞ ✞ ✡ ✡ ✡ ✡ ✡ ✡ ✡ ✡ ✡ ✡ ✡ ✡ ✡ ✡ | |
| | | | | | | | | | | 120 |
| | | | | | | | | | | 123 |

5 10 15 20 25 30 35 40 45

**NUMERO Y CLASIFICACION DE ACCIDENTES**

| CLAVE | CLASIFICACION DEL ACCIDENTE | CLAVE | CLASIFICACION DEL ACCIDENTE |
|---|---|---|---|
| **A** | SALIDA DEL CAMINO | COLISION SOBRE EL CAMINO | |
| | | **G** | OTRO VEHICULO MOTOR EN TRANSITO |
| SIN COLISION SOBRE EL CAMINO | | **H** | OTRO VEHICULO MOTOR POR ALCANCE |
| **B** | VOLCADURA | **J** | VEHICULO MOTOR ESTACIONADO |
| **C** | CAIDA DE PASAJERO | **K** | FERROCARRIL |
| **D** | INCENDIO | **L** | BICICLETA |
| **E** | OTROS | **M** | ANIMAL |
| COLISION SOBRE EL CAMINO | | **N** | OBJETO FIJO |
| **F** | PEATON (ATROPELLAMIENTO) | **O** | OTROS OBJETOS |

ACCIDENTES EQUIVALENTES A DAÑOS MATERIALES
✞ UN MUERTO = 6 ACCIDENTES
✡ UN HERIDO = 2 ACCIDENTES

## *CAUSANTE PRINCIPAL DEL ACCIDENTE (en porcentaje)*
## *( 2 0 0 2 )*

***ESTADO: HIDALGO***

| CARRETERA<br>TRAMO | CONDUCTOR | PEATON O<br>PASAJERO | VEHICULO | CAMINO | IRRUPCION<br>DE GANADO | AGENTE<br>NATURAL |
|---|---|---|---|---|---|---|
| MEXICO - PACHUCA ( 085 )<br>LIM. EDOS. MEX. / HGO. - MATILDE | 70.93 | 8.14 | 13.95 | 1.16 | 1.16 | 4.65 |
| "T" COLONIA - CD. VALLES ( 085 )<br>"T" COLONIA - LIM. EDOS. HGO. / S.L.P. | 60.40 | 8.42 | 7.43 | 6.93 | 7.43 | 9.41 |
| PACHUCA - TEMPOAL ( 105 )<br>PACHUCA - LIM. EDOS. HGO./ VER. | 57.66 | 11.71 | 7.21 | 5.41 | 9.91 | 8.11 |
| PACHUCA - TUXPAN ( 130 )<br>PACHUCA - LIM. EDOS. HGO/PUE. | 62.50 | 6.25 | 9.38 | 4.17 | 7.29 | 10.42 |
| PACHUCA - CD. SAHAGUN (130 )<br>PACHUCA - CD. SAHAGUN | 77.27 | 4.55 | 6.06 | 3.03 | 6.06 | 3.03 |
| VENTA DE CARPIO - PITULA (132)<br>LIM. EDOS. MEX/HGO.- "T" PITULA | 86.54 | 1.92 | 5.77 | 0.00 | 0.00 | 5.77 |
| APIZACO - TEJOCOTAL ( 119 )<br>LIM. EDOS. PUE. / HGO.´- TEJOCOTAL | 100.00 | 0.00 | 0.00 | 0.00 | 0.00 | 0.00 |
| PORTEZUELO - PALMILLAS ( 045 )<br>"T" PORTEZUELO - LIM. EDOS. HGO./QRO. | 64.12 | 5.34 | 9.16 | 3.05 | 9.16 | 9.16 |
| JOROBAS - TULA ( 087 )<br>LIM. EDOS. MEX/HGO.- TULA | 65.91 | 6.82 | 9.09 | 4.55 | 6.82 | 6.82 |
| TEPEJI DEL RIO - LA CAÑADA ( 057 )<br>TEPEJI DEL RIO - LA CAÑADA | 75.00 | 25.00 | 0.00 | 0.00 | 0.00 | 0.00 |
| SAN FELIPE O. - HUEJUTLA (105)<br>SAN FELIPE O. - HUEJUTLA | 80.00 | 20.00 | 0.00 | 0.00 | 0.00 | 0.00 |
| MÉXICO - PACHUCA "CUOTA" (085 D)<br>LIM. EDOS. MEX/HGO. - LOS ANGELES | 66.67 | 4.17 | 4.17 | 4.17 | 8.33 | 12.50 |

## *CAUSANTE PRINCIPAL DEL ACCIDENTE (en porcentaje)*
## *( 2 0 0 2 )*

***ESTADO: HIDALGO***

| CARRETERA TRAMO | CONDUCTOR | PEATON O PASAJERO | VEHICULO | CAMINO | IRRUPCION DE GANADO | AGENTE NATURAL |
|---|---|---|---|---|---|---|
| MÉXICO - QUERETARO "CUOTA" (057 D) LIM. EDOS. MEX/HGO. - LIM. EDOS. HGO/MEX. | 63.77 | 4.35 | 8.70 | 4.35 | 7.25 | 11.59 |
| PACHUCA - TEMPOAL (105) LIBRAMIENTO ATOTONILCO | 100.00 | 0.00 | 0.00 | 0.00 | 0.00 | 0.00 |
| CD. SAHAGÚN - EMILIANO ZAPATA (000) CD. SAHAGÚN - LIM EDOS. HGO/TLAX. | 100.00 | 0.00 | 0.00 | 0.00 | 0.00 | 0.00 |
| MEXICO - TUXPAN "CUOTA" (132 D) LIBRAMIENTO TULANCINGO | 58.33 | 0.00 | 8.33 | 0.00 | 8.33 | 25.00 |

*TOTAL DE CAUSANTES PRINCIPALES DEL ACCIDENTE (en porcentaje) 2 0 0 2*

| | | | | | | |
|---|---|---|---|---|---|---|
| **ESTADO : HIDALGO** | 65.48 | 6.85 | 8.33 | 4.07 | 6.75 | 8.53 |

# *DATOS DEL LUGAR DEL ACCIDENTE Y CONTROL DEL TRANSITO*
## *( 2 0 0 2 )*

***ESTADO: HIDALGO***

| CARRETERA Y TRAMO | ALINEAMIENTO VERTICAL | | | | ALINEAMIENTO HORIZONTAL | | | | | | | | | | | | CONTROL DE TRANSITO EXISTENTE | | | | | | | | | | | | |
|---|---|---|---|---|---|---|---|---|---|---|---|---|---|---|---|---|---|---|---|---|---|---|---|---|---|---|---|---|---|
| | PENDIENTE | CIMA | COLUMPIO | A NIVEL | TANGENTE | CURVA ABIERTA | CURVA CERRADA | ENTRONQUE | PUENTE O TUNEL | INTERSECCION | CALLEJON | ACCESO PRIVADO | CRUCE FFCC | ZONA PORTUARIA | TRAMO EN CONSTRUCCION | OTRO | SEÑAL INFORMATIVA | SEÑAL PREVENTIVA | SEÑAL RESTRICTIVA | SEMAFORO | AGENTE O GUARDAVIA | BARRERA O ISLETA | RAYAS LATERALES | RAYA CENTRAL | VIBRADORES | ABANDERAMIENTO | BANDEREROS | OTRO CONTROL | SIN CONTROL |
| MEXICO - PACHUCA ( 085 )<br>LIM. EDOS. MEX. / HGO. - MATILDE | 1 | | | 85 | 75 | 11 | | | | | | | | | | | | | | | | | 89 | 89 | | | | | |
| "T" COLONIA - CD. VALLES ( 085 )<br>"T" COLONIA - LIM. EDOS. HGO. / S.L.P. | 100 | | | 102 | 132 | 32 | 38 | | | | | | | | | | | | | | | | 180 | 181 | | | | 1 | |
| PACHUCA - TEMPOAL ( 105 )<br>PACHUCA - LIM. EDOS. HGO./ VER. | 79 | 1 | 1 | 30 | 33 | 18 | 44 | 11 | | 5 | | | | | | | | | | | | | 91 | 91 | | | | | |
| PACHUCA - TUXPAN ( 130 )<br>PACHUCA - LIM. EDOS. HGO/PUE. | 91 | 1 | | 100 | 146 | 27 | 15 | 1 | 3 | | | | | | | | | | | | | | 192 | 194 | | | | | |
| PACHUCA - CD. SAHAGUN (130 )<br>PACHUCA - CD. SAHAGUN | 17 | 1 | | 48 | 55 | 8 | 3 | | | | | | | | | | | | | | | | 60 | 60 | | | | | |
| VENTA DE CARPIO - PITULA (132)<br>LIM. EDOS. MEX/HGO.- "T" PITULA | 23 | | | 29 | 47 | 3 | 1 | | 1 | | | | | | | | | | | | | | 73 | 75 | | | | | |
| APIZACO - TEJOCOTAL ( 119 )<br>LIM. EDOS. PUE. / HGO.'- TEJOCOTAL | 2 | | | 1 | 3 | | | | | | | | | | | | | | | | | | 5 | 5 | | | | | |
| PORTEZUELO - PALMILLAS ( 045 )<br>"T" PORTEZUELO - LIM. EDOS. HGO./QRO. | 96 | 1 | 1 | 33 | 75 | 27 | 29 | | | | | | | | | | | | | | | | 75 | 75 | | | | | |
| JOROBAS - TULA ( 087 )<br>LIM. EDOS. MEX/HGO.- TULA | 14 | | | 30 | 30 | 8 | 4 | 2 | | | | | | | | | 40 | 38 | 40 | | | | 35 | 38 | | | | | |
| TEPEJI DEL RIO - LA CAÑADA ( 057 )<br>TEPEJI DEL RIO - LA CAÑADA | 2 | | | 2 | 3 | | 1 | | | | | | | | | | 2 | 1 | 2 | | | | 2 | 2 | | | | | |
| SAN FELIPE O. - HUEJUTLA (105)<br>SAN FELIPE O. - HUEJUTLA | 2 | | | 3 | 3 | 2 | | | | | | | | | | | | 2 | 3 | | | | | 1 | | | | | |
| MÉXICO - PACHUCA "CUOTA" (085 D)<br>LIM. EDOS. MEX/HGO. - LOS ANGELES | 9 | | | 15 | 17 | 5 | 2 | | | | | | | | | | | | | | | | 22 | 22 | | | | | |
| MÉXICO - QUERETARO "CUOTA" (057 D)<br>LIM. EDOS. MEX/HGO. - LIM. EDOS. HGO/MEX. | 54 | | | 15 | 35 | 34 | | | | | | | | | | | 66 | 66 | 70 | | | 1 | 61 | 64 | | | | | |

# *DATOS DEL LUGAR DEL ACCIDENTE Y CONTROL DEL TRANSITO*
## *( 2 0 0 2 )*

***ESTADO: HIDALGO***

| CARRETERA Y TRAMO | ALINEAMIENTO VERTICAL | | | | ALINEAMIENTO HORIZONTAL | | | | | | | | | | | | CONTROL DE TRANSITO EXISTENTE | | | | | | | | | | | | |
|---|---|---|---|---|---|---|---|---|---|---|---|---|---|---|---|---|---|---|---|---|---|---|---|---|---|---|---|---|---|
| | PENDIENTE | CIMA | COLUMPIO | A NIVEL | TANGENTE | CURVA ABIERTA | CURVA CERRADA | ENTRONQUE | PUENTE O TUNEL | INTERSECCION | CALLEJON | ACCESO PRIVADO | CRUCE FFCC | ZONA PORTUARIA | TRAMO EN CONSTRUCCION | OTRO | SEÑAL INFORMATIVA | SEÑAL PREVENTIVA | SEÑAL RESTRICTIVA | SEMAFORO | AGENTE O GUARDAVIA | BARRERA O ISLETA | RAYAS LATERALES | RAYA CENTRAL | VIBRADORES | ABANDERAMIENTO | BANDEREROS | OTRO CONTROL | SIN CONTROL |
| PACHUCA - TEMPOAL (105) LIBRAMIENTO ATOTONILCO | 1 | | | 2 | 2 | | 1 | | | | | | | | | | | | | | | | 3 | 3 | | | | | |
| CD. SAHAGÚN - EMILIANO ZAPATA (000) CD. SAHAGÚN - LIM EDOS. HGO/TLAX. | | | | 4 | 3 | | 1 | | | | | | | | | | | | | | | | 4 | 4 | | | | | |
| MEXICO - TUXPAN "CUOTA" (132 D) LIBRAMIENTO TULANCINGO | 5 | | | 7 | 10 | 1 | 1 | | | | | | | | | | | | | | | 2 | 19 | 19 | | | | | |

*TOTAL DATOS DEL LUGAR DEL ACCIDENTE Y CONTROL DEL TRANSITO ( 2 0 0 2 )*

| | | | | | | | | | | | | | | | | | | | | | | | | | | | | | |
|---|---|---|---|---|---|---|---|---|---|---|---|---|---|---|---|---|---|---|---|---|---|---|---|---|---|---|---|---|---|
| **ESTADO: HIDALGO** | 496 | 4 | 2 | 506 | 669 | 176 | 140 | 14 | 4 | 5 | | | | | | | 108 | 107 | 115 | | | 3 | 911 | 923 | | | | 1 | |

# *CIRCUNSTANCIAS QUE CONTRIBUYERON AL ACCIDENTE*
# *( 2 0 0 2 )*

## *ESTADO: HIDALGO*

| CARRETERA Y TRAMO | DEL CONDUCTOR O PEATON | | | | | | | | | | | | | | DEL VEHICULO | | | | | | | | | | DEL CAMINO | | | | | | | AGENTE NATURAL | | | | | |
|---|---|---|---|---|---|---|---|---|---|---|---|---|---|---|---|---|---|---|---|---|---|---|---|---|---|---|---|---|---|---|---|---|---|---|---|---|
| | IMPRUDENCIA O INTENCION | VELOCIDAD EXCESIVA | INVADIO CARRIL CONTRARIO | REBASO INDEBIDAMENTE | NO RESPETO LA SEÑAL DE ALTO | NO RESPETO SEMAFORO | NO CEDIO EL PASO | NO GUARDO DISTANCIA | VIRO INDEBIDAMENTE | MAL ESTACIONADO | ESTADO DE EBRIEDAD | BAJO EFECTOS DE DROGA | DORMITANDO | DESLUMBRAMIENTO | LLANTAS | FRENOS | DIRECCION | SUSPENSION | LUCES | EJES | TRANSMISION | MOTOR | SOBRECUPO O SOBRECARGA | EXCESO DE DIMENSIONES | IRRUPCION DE GANADO | DESPERFECTOS | FALTA DE SEÑALES | OBJETOS EN EL CAMINO | MOJADO | RESBALOSO | OTROS | LLUVIA | NIEVE O GRANIZO | NIEBLA O HUMO | TOLVANERA | VIENTOS FUERTES | OTROS |
| MEXICO - PACHUCA ( 085 )<br>LIM. EDOS. MEX. / HGO. - MATILDE | | 59 | 2 | 2 | | | 2 | 1 | | | 1 | | 1 | | 10 | 1 | 1 | | | | | | | | 1 | | | | 1 | | | 4 | | | | | |
| "T" COLONIA - CD. VALLES ( 085 ) "T"<br>COLONIA - LIM. EDOS. HGO. / S.L.P. | 7 | 83 | 28 | 2 | 4 | 1 | | 8 | 2 | 1 | 2 | | 1 | | 13 | 1 | 1 | | | | | | | | 15 | 1 | | | 6 | 7 | | 19 | | | | | |
| PACHUCA - TEMPOAL ( 105 )<br>PACHUCA - LIM. EDOS. HGO./ VER. | | 59 | 11 | 2 | 2 | | | 1 | 2 | | | | | | | 2 | | | 5 | | | 1 | | | 11 | | | | 4 | 2 | | 9 | | | | | |
| PACHUCA - TUXPAN ( 130 )<br>PACHUCA - LIM. EDOS. HGO/PUE. | | 84 | 21 | 3 | 12 | 2 | 1 | 3 | 3 | 1 | 1 | | 1 | | 14 | 3 | 1 | | | | | | | | 14 | | | | 5 | 3 | | 20 | | | | | |
| PACHUCA - CD. SAHAGUN (130 )<br>PACHUCA - CD. SAHAGUN | | 42 | 6 | 1 | 1 | | | 3 | 1 | | | | | | 3 | | 1 | | | | | | | | 4 | | | | 2 | | | 2 | | | | | |
| VENTA DE CARPIO - PITULA (132)<br>LIM. EDOS. MEX/HGO.- "T" PITULA | | 30 | 5 | 1 | 1 | | | 3 | 1 | 2 | 3 | | | | 2 | | | | | 1 | | | | | | | | | | | | 3 | | | | | |
| APIZACO - TEJOCOTAL ( 119 )<br>LIM. EDOS. PUE. / HGO.´- TEJOCOTAL | | 2 | 1 | | | | | | | | | | | | | | | | | | | | | | | | | | | | | | | | | | |
| PORTEZUELO - PALMILLAS ( 045 )<br>"T" PORTEZUELO - LIM. EDOS. HGO./QRO. | | 72 | 8 | 3 | 4 | | | 2 | 1 | | | | | 1 | 8 | 2 | 2 | | | | | | | | 12 | | | | 2 | 2 | | 12 | | | | | |
| JOROBAS - TULA ( 087 )<br>LIM. EDOS. MEX/HGO.- TULA | 2 | 10 | 10 | | | | 6 | | 3 | | 1 | | | | 4 | | | | | | | | | | 3 | | | | 1 | 1 | | 3 | | | | | |
| TEPEJI DEL RIO - LA CAÑADA ( 057 )<br>TEPEJI DEL RIO - LA CAÑADA | | 2 | 1 | | | | | 1 | | | | | | | | | | | | | | | | | | | | | | | | | | | | | |
| SAN FELIPE O. - HUEJUTLA (105)<br>SAN FELIPE O. - HUEJUTLA | 1 | 3 | 1 | | | | | | | | | | | | | | | | | | | | | | | | | | | | | | | | | | |
| MÉXICO - PACHUCA "CUOTA" (085 D)<br>LIM. EDOS. MEX/HGO. - LOS ANGELES | | 14 | 1 | | | | | 1 | 1 | | | | | | 1 | | | | | | | | | | 2 | | | | 1 | | | 3 | | | | | |
| MÉXICO - QUERETARO "CUOTA" (057 D)<br>LIM. EDOS. MEX/HGO. - LIM. EDOS. HGO/MEX. | 2 | 35 | 3 | | | | | 2 | 2 | 1 | 1 | | 1 | | 6 | | | | | | | | | | 5 | 1 | | | 1 | 1 | | 8 | | | | | |

# *CIRCUNSTANCIAS QUE CONTRIBUYERON AL ACCIDENTE*
## *( 2 0 0 2 )*

***ESTADO: HIDALGO***

| CARRETERA Y TRAMO | DEL CONDUCTOR O PEATON | | | | | | | | | | | | | | DEL VEHICULO | | | | | | | | | | DEL CAMINO | | | | | | | AGENTE NATURAL | | | | | |
|---|---|---|---|---|---|---|---|---|---|---|---|---|---|---|---|---|---|---|---|---|---|---|---|---|---|---|---|---|---|---|---|---|---|---|---|---|---|
| | IMPRUDENCIA O INTENCION | VELOCIDAD EXCESIVA | INVADIO CARRIL CONTRARIO | REBASO INDEBIDAMENTE | NO RESPETO LA SEÑAL DE ALTO | NO RESPETO SEMAFORO | NO CEDIO EL PASO | NO GUARDO DISTANCIA | VIRO INDEBIDAMENTE | MAL ESTACIONADO | ESTADO DE EBRIEDAD | BAJO EFECTOS DE DROGA | DORMITANDO | DESLUMBRAMIENTO | LLANTAS | FRENOS | DIRECCION | SUSPENSION | LUCES | EJES | TRANSMISION | MOTOR | SOBRECUPO O SOBRECARGA | EXCESO DE DIMENSIONES | IRRUPCION DE GANADO | DESPERFECTOS | FALTA DE SEÑALES | OBJETOS EN EL CAMINO | MOJADO | RESBALOSO | OTROS | LLUVIA | NIEVE O GRANIZO | NIEBLA O HUMO | TOLVANERA | VIENTOS FUERTES | OTROS |
| PACHUCA - TEMPOAL (105) LIBRAMIENTO ATOTONILCO | | 2 | | | | | | | 1 | | | | | | | | | | | | | | | | | | | | | | | | | | | | |
| CD. SAHAGÚN - EMILIANO ZAPATA (000) CD. SAHAGÚN - LIM EDOS. HGO/TLAX. | | 3 | | 1 | | | | | | | | | | | | | | | | | | | | | | | | | | | | | | | | | |
| MEXICO - TUXPAN "CUOTA" (132 D) LIBRAMIENTO TULANCINGO | 1 | 4 | | | | | | 1 | | | | | | 1 | | 1 | | | | | | | | | 1 | | | | | | | 3 | | | | | |

*TOTAL DE CIRCUNSTANCIAS QUE CONTRIBUYERON AL ACCIDENTE ( 2 0 0 2 )*

| | | | | | | | | | | | | | | | | | | | | | | | | | | | | | | | | | | | | | |
|---|---|---|---|---|---|---|---|---|---|---|---|---|---|---|---|---|---|---|---|---|---|---|---|---|---|---|---|---|---|---|---|---|---|---|---|---|---|
| **ESTADO: HIDALGO** | 13 | 504 | 98 | 15 | 24 | 3 | 9 | 26 | 17 | 5 | 9 | | 4 | 2 | 61 | 10 | 6 | | 5 | 1 | | 1 | | | 68 | 2 | | | 23 | 16 | | 86 | | | | | |

# *ACCIDENTES POR TIPO DE VEHICULO*
## *( 2 0 0 2 )*

***ESTADO: HIDALGO***

| CARRETERA Y TRAMO | # DE ACC. | ACCIDENTES POR TIPO DE VEHICULO | | | | | | | | | | | | | | | | | | | | | | | |
|---|---|---|---|---|---|---|---|---|---|---|---|---|---|---|---|---|---|---|---|---|---|---|---|---|---|
| | | A | A-A | A-B | A-C | A-B-C | B | B-B | B-C | C | C-C | A-M | A-O | A-B-O | A-C-O | A-M-O | B-M | B-O | C-M | C-O | M | M-M | M-O | O | O-O |
| MEXICO - PACHUCA ( 085 )<br>LIM. EDOS. MEX. / HGO. - MATILDE | 86 | 45 | 11 | 4 | 6 | 1 | 1 | | 3 | 6 | 1 | 1 | 3 | 2 | | | | | | | 1 | | | 1 | |
| "T" COLONIA - CD. VALLES ( 085 )<br>"T" COLONIA - LIM. EDOS. HGO. / S.L.P. | 202 | 50 | 37 | 7 | 30 | | 3 | | 3 | 51 | 10 | | 5 | | | | | 1 | | | | | 2 | 3 | |
| PACHUCA - TEMPOAL ( 105 )<br>PACHUCA - LIM. EDOS. HGO./ VER. | 111 | 30 | 23 | 5 | 16 | | 4 | | | 20 | 7 | | 2 | | | | | | 2 | 1 | 1 | | | | |
| PACHUCA - TUXPAN ( 130 )<br>PACHUCA - LIM. EDOS. HGO/PUE. | 192 | 45 | 45 | 11 | 45 | | 1 | 4 | 1 | 15 | 10 | 3 | 5 | | | | | | | 1 | 1 | | 2 | 3 | |
| PACHUCA - CD. SAHAGUN (130 )<br>PACHUCA - CD. SAHAGUN | 66 | 24 | 11 | 2 | 12 | | | | | 11 | 3 | | 2 | | | | | | 1 | | | | | | |
| VENTA DE CARPIO - PITULA (132)<br>LIM. EDOS. MEX/HGO.- "T" PITULA | 52 | 15 | 6 | 1 | 4 | | 1 | | 2 | 10 | 5 | 1 | 4 | | | | | | | | | | | 3 | |
| APIZACO - TEJOCOTAL ( 119 )<br>LIM. EDOS. PUE. / HGO.´- TEJOCOTAL | 3 | 1 | 1 | | | | | | | | 1 | | | | | | | | | | | | | | |
| PORTEZUELO - PALMILLAS ( 045 )<br>"T" PORTEZUELO - LIM. EDOS. HGO./QRO. | 131 | 22 | 20 | | 15 | | 1 | | | 46 | 16 | | 7 | | | | | | 1 | 3 | | | | | |
| JOROBAS - TULA ( 087 )<br>LIM. EDOS. MEX/HGO.- TULA | 44 | 13 | 14 | 1 | 7 | | | | | 3 | | | 3 | | | | | | | 2 | | | | 1 | |
| TEPEJI DEL RIO - LA CAÑADA ( 057 )<br>TEPEJI DEL RIO - LA CAÑADA | 4 | 1 | 1 | | 1 | | | | | | | | | | 1 | | | | | | | | | | |
| SAN FELIPE O. - HUEJUTLA (105)<br>SAN FELIPE O. - HUEJUTLA | 5 | 2 | | | 1 | | | | | | 1 | 1 | | | | | | | | | | | | | |
| MÉXICO - PACHUCA "CUOTA" (085 D)<br>LIM. EDOS. MEX/HGO. - LOS ANGELES | 24 | 12 | 3 | 3 | 2 | | | | | 2 | | | 1 | | | | | | | | 1 | | | | |
| MÉXICO - QUERETARO "CUOTA" (057 D)<br>LIM. EDOS. MEX/HGO. - LIM. EDOS. HGO/MEX. | 69 | 30 | 10 | | 1 | | 1 | | 2 | 13 | 5 | | 3 | | 2 | | | | | | | | | | 2 |

# *ACCIDENTES POR TIPO DE VEHICULO*
## *( 2 0 0 2 )*

***ESTADO: HIDALGO***

| CARRETERA Y TRAMO | # DE ACC. | ACCIDENTES POR TIPO DE VEHICULO | | | | | | | | | | | | | | | | | | | | | | | |
|---|---|---|---|---|---|---|---|---|---|---|---|---|---|---|---|---|---|---|---|---|---|---|---|---|---|
| | | A | A-A | A-B | A-C | A-B-C | B | B-B | B-C | C | C-C | A-M | A-O | A-B-O | A-C-O | A-M-O | B-M | B-O | C-M | C-O | M | M-M | M-O | O | O-O |
| PACHUCA - TEMPOAL (105) LIBRAMIENTO ATOTONILCO | 3 | 1 | | 1 | 1 | | | | | | | | | | | | | | | | | | | | |
| CD. SAHAGÚN - EMILIANO ZAPATA (000) CD. SAHAGÚN - LIM EDOS. HGO/TLAX. | 4 | 2 | | | | | | | | 1 | | | | | | | | | | 1 | | | | | |
| MEXICO - TUXPAN "CUOTA" (132 D) LIBRAMIENTO TULANCINGO | 12 | 5 | 1 | | 1 | | | | 1 | 1 | 1 | | | | | | | | | | | | 1 | 1 | |

*TOTAL DE ACCIDENTES POR TIPO DE VEHICULO ( 2 0 0 2 )*

***ESTADO: HIDALGO***

| | | | | | | | | | | | | | | | | | | | | | | | | | |
|---|---|---|---|---|---|---|---|---|---|---|---|---|---|---|---|---|---|---|---|---|---|---|---|---|---|
| TOTALES | 1 008 | 298 | 183 | 35 | 142 | 1 | 12 | 4 | 12 | 179 | 60 | 6 | 35 | 2 | 3 | | | 1 | 4 | 8 | 4 | | 5 | 12 | 2 |
| PORCENTAJES | 100.00 | 29.56 | 18.15 | 3.47 | 14.09 | 0.10 | 1.19 | 0.40 | 1.19 | 17.76 | 5.95 | 0.60 | 3.47 | 0.20 | 0.30 | 0.00 | 0.00 | 0.10 | 0.40 | 0.79 | 0.40 | 0.00 | 0.50 | 1.19 | 0.20 |

**TIPO DE VEHICULO**

A.- AUTOMOVIL Y PICK-UP

B.- AUTOBUSES

C.- CAMION SENCILLO Y COMBINADO

M.- MOTOCICLETAS Y BICICLETAS

O.- OTROS (MAQ. AGRICOLA, DE CONST, TREN, VEH. FUGADOS DEL SITIO)

## *TIPO DE VEHICULOS INVOLUCRADOS*
## *( 2 0 0 2 )*

***ESTADO: HIDALGO***

| CARRETERA Y TRAMO | A | A-A | | A-B | | A-C | | A-B-C | | | B | B-B | | B-C | | C | C-C | | A-M | | A-O | | A-B-O | | | A-C-O | | | A-M-O | | | B-M | | B-O | | C-M | | C-O | | M | M-M | | M-O | | O | O-O | | TOTAL DE VEH. |
|---|---|---|---|---|---|---|---|---|---|---|---|---|---|---|---|---|---|---|---|---|---|---|---|---|---|---|---|---|---|---|---|---|---|---|---|---|---|---|---|---|---|---|---|---|---|---|---|---|
| MEXICO - PACHUCA ( 085 ) LIM. EDOS. MEX. / HGO. - MATILDE | 45 | 8 | 8 | 1 | 1 | 10 | 10 | 2 | 2 | 2 | 1 | 1 | 1 | 3 | 3 | 6 | 1 | 1 | 1 | 1 | 2 | 2 | | | | | | | | | | 1 | 1 | | | | | | | 1 | | | 1 | 1 | 1 | | | 118 |
| "T" COLONIA - CD. VALLES ( 085 ) "T" COLONIA - LIM. EDOS. HGO. / S.L.P. | 50 | 42 | 42 | 7 | 7 | 27 | 27 | | | | 3 | | | 4 | 4 | 51 | 10 | 10 | | | 3 | 3 | | | | | | | | | | | | 1 | 1 | | | | | | | | 2 | 2 | 3 | 1 | 1 | 301 |
| PACHUCA - TEMPOAL ( 105 ) PACHUCA - LIM. EDOS. HGO./ VER. | 30 | 19 | 19 | 4 | 4 | 14 | 14 | | | | 4 | | | 2 | 2 | 20 | 5 | 5 | | | 4 | 4 | | | | | | | | | | | | | | 1 | 1 | 1 | 1 | 1 | | | | | | | | 155 |
| PACHUCA - TUXPAN ( 130 ) PACHUCA - LIM. EDOS. HGO/PUE. | 45 | 55 | 55 | 9 | 9 | 35 | 35 | | | | 1 | 2 | 2 | 2 | 2 | 15 | 14 | 12 | 3 | 3 | 5 | 5 | | | | | | | | | | | | | | | | 1 | 1 | 1 | | | 2 | 2 | 3 | | | 319 |
| PACHUCA - CD. SAHAGUN (130 ) PACHUCA - CD. SAHAGUN | 24 | 12 | 12 | 1 | 1 | 12 | 12 | 1 | 1 | 1 | | | | | | 11 | 2 | 2 | | | 2 | 2 | | | | | | | | | | | | | | 1 | 1 | | | | | | | | | | | 98 |
| VENTA DE CARPIO - PITULA (132) LIM. EDOS. MEX/HGO.- "T" PITULA | 15 | 7 | 7 | 1 | 1 | 3 | 3 | | | | 1 | | | 1 | 1 | 10 | 5 | 5 | 2 | 2 | 5 | 5 | | | | | | | | | | | | | | | | | | | | | | | 3 | | | 77 |
| APIZACO - TEJOCOTAL ( 119 ) LIM. EDOS. PUE. / HGO.´- TEJOCOTAL | 1 | 1 | 1 | | | | | | | | | | | | | | 1 | 1 | | | | | | | | | | | | | | | | | | | | | | | | | | | | | | 5 |
| PORTEZUELO - PALMILLAS ( 045 ) "T" PORTEZUELO - LIM. EDOS. HGO./QRO. | 22 | 20 | 20 | | | 22 | 22 | | | | 1 | | | | | 46 | 17 | 17 | | | 7 | 7 | | | | | | | | | | | | | | | | 3 | 3 | | | | | | | | | 207 |
| JOROBAS - TULA ( 087 ) LIM. EDOS. MEX/HGO.- TULA | 13 | 14 | 14 | 2 | 23 | 7 | 7 | | | | | | | | | 3 | | | | | 3 | 3 | | | | | | | | | | | | | | | | 2 | 2 | | | | | | 1 | | | 94 |
| TEPEJI DEL RIO - LA CAÑADA ( 057 ) TEPEJI DEL RIO - LA CAÑADA | 1 | 1 | 1 | | | 1 | 1 | | | | | | | | | | | | | | | | | | | | | | | | | | | | | | | | | | | | | | | | | 5 |
| SAN FELIPE O. - HUEJUTLA (105) SAN FELIPE O. - HUEJUTLA | 2 | | | | | 1 | 1 | | | | | | | | | | 1 | 1 | | | | | | | | | | | | | | | | | | | | | | | | | | | | | | 6 |
| MÉXICO - PACHUCA "CUOTA" (085 D) LIM. EDOS. MEX/HGO. - LOS ANGELES | 12 | 5 | 5 | 1 | 1 | 1 | 1 | | | | | | | | | 2 | | | | | | | | | | | | | | | | | | | | | | | | 1 | | | | | | | | 29 |

# *TIPO DE VEHICULOS INVOLUCRADOS*

## *( 2 0 0 2 )*

***ESTADO: HIDALGO***

| CARRETERA Y TRAMO | TIPO DE VEHICULOS INVOLUCRADOS | | | | | | | | | | | | | | | | | | | | | | | | | | | | | | | | | | | | | | | | | | | | | | | TOTAL |
|---|---|---|---|---|---|---|---|---|---|---|---|---|---|---|---|---|---|---|---|---|---|---|---|---|---|---|---|---|---|---|---|---|---|---|---|---|---|---|---|---|---|---|---|---|---|---|---|---|
| | A | A-A | | A-B | | A-C | | A-B-C | | | B | B-B | | B-C | | C | C-C | | A-M | | A-O | | A-B-O | | | A-C-O | | | A-M-O | | | B-M | | B-O | | C-M | | C-O | | M | M-M | | M-O | | O | O-O | | DE VEH. |
| MÉXICO - QUERETARO "CUOTA" (057 D)<br>LIM. EDOS. MEX/HGO. - LIM. EDOS. HGO/MEX. | 30 | 9 | 9 | | | 3 | 3 | | | | 1 | | | 1 | 1 | 13 | 5 | 5 | | | 4 | 4 | | | | | | | | | | | | | | | | | 1 | 1 | | | | | | | 2 | 2 | 94 |
| PACHUCA - TEMPOAL (105)<br>LIBRAMIENTO ATOTONILCO | 1 | | | 1 | 1 | 1 | 1 | | | | | | | | | | | | | | | | | | | | | | | | | | | | | | | | | | | | | | | | | | 5 |
| CD. SAHAGÚN - EMILIANO ZAPATA (000)<br>CD. SAHAGÚN - LIM EDOS. HGO/TLAX. | 2 | | | | | | | | | | | | | | | 1 | | | | | | | | | | | | | | | | | | | | | | | 1 | 1 | | | | | | | | | 5 |
| MEXICO - TUXPAN "CUOTA" (132 D)<br>LIBRAMIENTO TULANCINGO | 5 | 4 | 4 | 1 | 1 | 1 | 1 | | | | | | | | | 1 | 1 | 1 | | | | | | | | | | | | | | | | | | | | | | | | | | 1 | 1 | 1 | | | 23 |

*TOTAL DE TIPO DE VEHICULOS INVOLUCRADOS ( 2 0 0 2 )*

***ESTADO: HIDALGO***

| | A | A-A | | A-B | | A-C | | A-B-C | | | B | B-B | | B-C | | C | C-C | | A-M | | A-O | | A-B-O | | | A-C-O | | | A-M-O | | | B-M | | B-O | | C-M | | C-O | | M | M-M | | M-O | | O | O-O | | TOTAL DE VEH. |
|---|---|---|---|---|---|---|---|---|---|---|---|---|---|---|---|---|---|---|---|---|---|---|---|---|---|---|---|---|---|---|---|---|---|---|---|---|---|---|---|---|---|---|---|---|---|---|---|---|
| TOTALES | 298 | 197 | 197 | 28 | 49 | 138 | 138 | 3 | 3 | 3 | 12 | 3 | 3 | 13 | 13 | 179 | 62 | 60 | 6 | 6 | 35 | 35 | | | | | | | | | | 1 | 1 | 1 | 1 | 2 | 2 | 9 | 9 | 4 | | | 6 | 6 | 12 | 3 | 3 | 1 541 |
| | 298 | 394 | | 77 | | 276 | | 9 | | | 12 | 6 | | 26 | | 179 | 122 | | 12 | | 70 | | | | | | | | | | | 2 | | 2 | | 4 | | 18 | | 4 | | | 12 | | 12 | 6 | | 1 541 |

| TIPO DE VEHICULO | TOTAL DE VEHICULOS | PORCENTAJE % |
|---|---|---|
| **A** | 902 | 59% |
| **B** | 85 | 6% |
| **C** | 466 | 30% |
| **M** | 19 | 1% |
| **O** | 69 | 4% |
| **T** | 1541 | 100% |

**TIPO DE VEHICULO**

A.- AUTOMOVIL Y PICK-UP
B.- AUTOBUSES
C.- CAMION SENCILLO Y COMBINADO
M.- MOTOCICLETAS Y BICICLETAS
O.- OTROS (MAQ. AGRICOLA, DE CONST, TREN, VEH. FUGADOS DEL SITIO)

## *RESUMEN DE ACCIDENTES DE TRANSITO 2 0 0 2*

## *RED DE CARRETERA FEDERAL LIBRE Y DE CUOTA*

***ESTADO: HIDALGO***

| CLASIFICACION | LONGITUD ( km ) | ACCIDENTES | HERIDOS | MUERTOS | DAÑOS MATERIALES (MILLONES $) | VEH/km (MILLONES ) | INDICE DE ACCIDENTES ( A ) |
|---|---|---|---|---|---|---|---|
| **LIBRE** | 797.090 | 903 | 770 | 111 | 38.299 | 5,363.375 | 0.168 |
| **CUOTA** | 72.350 | 105 | 133 | 13 | 11.623 | 1,120.054 | 0.094 |
| **RESUMEN DEL ESTADO** | 869.440 | 1,008 | 903 | 124 | 49.922 | 6,483.429 | 0.155 |

NOTA:

(A) INDICE DE ACCIDENTES POR MILLON DE VEHICULOS - KILOMETRO