# E S T A D I S T I C A

# A C C I D E N T E S  D E  T R A N S I T O

# ( 2 0 0 4 )

**T A M A U L I P A S**

# *INFORMACION GENERAL*

## *TAMAULIPAS*

| | | |
|---|---|---|
| ● ***SUPERFICIE*** | ***78,932*** | ***km² .*** |
| ● ***POBLACIÓN (2004)*** | ***3,106,529*** | ***HABITANTES*** |
| | ***1,562,854*** | ***HOMBRES*** |
| | ***1,543,675*** | ***MUJERES*** |
| ● ***DENSIDAD DE POBLACIÓN (2004)*** | ***39.357*** | ***HAB./km² .*** |
| ● ***VEHÍCULOS REGISTRADOS (2004)*** | ***893,669*** | ***VEHICULOS*** |
| ● ***HABITANTES POR VEHÍCULO (2004)*** | ***3.476*** | ***HAB./VEH.*** |
| ● ***INDICE DE MOTORIZACIÓN (2004)*** | ***0.288*** | ***VEH./HAB.*** |

### ● *LONGITUD Y TIPO DE SUPERFICIE DE LA RED CARRETERA ( km. )*

| CONCEPTO | PAVIMENTADA | | | REVESTIDA | TERRACERIA | TOTAL |
|---|---|---|---|---|---|---|
| | DOS CARRILES | CUATRO CARRILES | MAS DE CUATRO CARRILES | | | |
| Federal libre | 1,990.02 | 225.56 | 10.70 | - | - | 2,226.28 |
| Federal cuota | 14.48 | 44.04 | - | - | - | 58.52 |
| Estatal libre | 1,939.90 | 44.00 | - | 972.83 | - | 2,956.73 |
| Estatal cuota | - | - | - | - | - | - |
| Rural | 52.96 | - | - | 8,061.12 | 445.49 | 8,559.57 |
| Brechas | - | - | - | - | - | - |
| | | | | | | 13,801.10 |

### ● *UTILIZACION DE LAS CARRETERAS*

| RANGOS DE VOLUMEN EN TDPA | FEDERAL LIBRE AFORADA | | ESTATAL LIBRE AFORADA | | FEDERAL Y/O ESTATAL CUOTA AFORADA | |
|---|---|---|---|---|---|---|
| | LONGITUD | PORCENTAJE | LONGITUD | PORCENTAJE | LONGITUD | PORCENTAJE |
| 1 - 2,000 | 184.41 | 8.39 | 429.50 | 59.68 | - | - |
| 2,001 - 5,000 | 1,419.89 | 64.59 | 176.94 | 24.59 | 48.00 | 88.89 |
| 5,001 - 10,000 | 426.80 | 19.42 | 106.69 | 14.82 | 6.00 | 11.11 |
| 10,001 - MAS | 167.08 | 7.60 | 6.55 | 0.91 | - | - |
| TOTAL | 2,198.18 | 100.00 | 719.68 | 100.00 | 54.00 | 100.00 |

NOTA:

TDPA.- TRANSITO DIARIO PROMEDIO ANUAL

# INDICE DE ACCIDENTES
# POR MILLON DE VEHICULOS-KILOMETRO

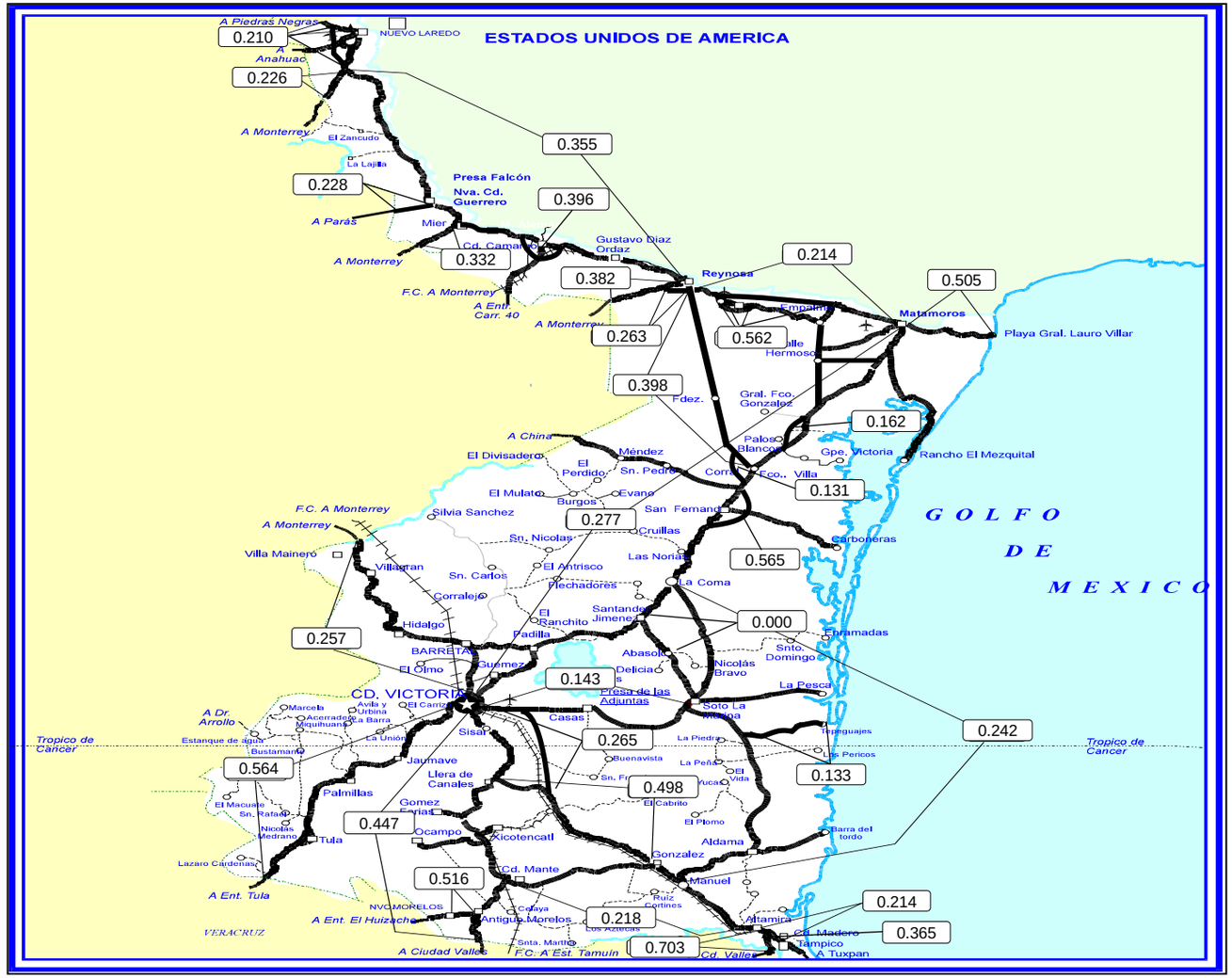


## INDICE DE ACCIDENTES EN EL ESTADO

$$\overline{I}_{V-km}^{A} = 0.309$$

**ESTADO DE TAMAULIPAS**

# *ACCIDENTES DE TRANSITO*
## *( 2 0 0 4 )*

***T A M A U L I P A S***

| CARRETERA Y TRAMO | LONGITUD | VEH-km MILLONES | # DE ACCIDENTES | | | | SALDOS | | | INDICES POR $10^6$ DE VEH-KM | | INDICES POR $10^5$ DE VEH-KM | | |
|---|---|---|---|---|---|---|---|---|---|---|---|---|---|---|
| | | | TOTAL | CON MUERTOS | SOLO CON HERIDOS | EQUIVALENTES (1) | MUERTOS | HERIDOS | DAÑOS MATERIALES (MILLONES $) | ACCIDENTES | PELIGROSIDAD | ACCIDENTES MORTALES | MUERTOS | HERIDOS |
| MATAMOROS - PLAYA LAURO VILLAR | 34.800 | 37.649 | 19 | 4 | 14 | 109 | 4 | 33 | 0.221 | 0.505 | 2.895 | 0.011 | 0.011 | 0.088 |
| MATAMOROS - REYNOSA | 82.800 | 405.64 | 87 | 10 | 40 | 377 | 17 | 94 | 2.446 | 0.214 | 0.929 | 0.002 | 0.004 | 0.023 |
| REYNOSA - NUEVO LAREDO | 206.900 | 326.618 | 116 | 15 | 49 | 514 | 22 | 133 | 5.326 | 0.355 | 1.574 | 0.005 | 0.007 | 0.041 |
| LIBRAMIENTO DE CAMARGO | 4.500 | 7.578 | 3 | 0 | 0 | 3 | 0 | 0 | 0.087 | 0.396 | 0.396 | 0.000 | 0.000 | 0.000 |
| PARAS - NUEVA CIUDAD GUERRERO<br>LIM. EDOS. N.L./TAMPS - NVA. CD. GUERRERO | 17.000 | 4.393 | 1 | 0 | 0 | 1 | 0 | 0 | 0.008 | 0.228 | 0.228 | 0.000 | 0.000 | 0.000 |
| MONTERREY - REYNOSA<br>LIM. EDOS. N.L./TAMPS - REYNOSA | 30.250 | 99.426 | 38 | 0 | 21 | 112 | 0 | 37 | 1.593 | 0.382 | 1.126 | 0.000 | 0.000 | 0.037 |
| LIBRAMIENTO DE REYNOSA | 9.300 | 19.009 | 5 | 0 | 1 | 7 | 0 | 1 | 0.204 | 0.263 | 0.368 | 0.000 | 0.000 | 0.005 |
| MONTERREY - CD. MIER<br>LIM. EDOS. N.L./TAMPS - CD. MIER | 22.800 | 27.13 | 9 | 1 | 2 | 31 | 1 | 8 | 0.379 | 0.332 | 1.143 | 0.004 | 0.004 | 0.029 |
| CD. VICTORIA - SOTO LA MARINA | 113.100 | 49.042 | 7 | 2 | 0 | 31 | 2 | 6 | 0.263 | 0.143 | 0.632 | 0.004 | 0.004 | 0.012 |
| TAMPICO - CD. MANTE | 128.700 | 320.561 | 70 | 7 | 23 | 348 | 25 | 64 | 2.134 | 0.218 | 1.086 | 0.002 | 0.008 | 0.020 |
| T. EL HUIZACHE - ANTIGUO MORELOS<br>LIM. EDOS. SLP/TAMPS - ANTIGUO MORELOS | 25.900 | 19.38 | 10 | 0 | 4 | 26 | 0 | 8 | 0.229 | 0.516 | 1.342 | 0.000 | 0.000 | 0.041 |
| PETROCEL - PUERTO INDUSTRIAL | 7.900 | 49.345 | 18 | 2 | 10 | 72 | 3 | 18 | 0.536 | 0.365 | 1.459 | 0.004 | 0.006 | 0.036 |
| ALTAMIRA - PUERTO INDUSTRIAL | 8.300 | 23.348 | 5 | 0 | 2 | 13 | 0 | 4 | 0.125 | 0.214 | 0.557 | 0.000 | 0.000 | 0.017 |

# *ACCIDENTES DE TRANSITO*
## *( 2 0 0 4 )*

***T A M A U L I P A S***

| CARRETERA Y TRAMO | LONGITUD | VEH-km MILLONES | # DE ACCIDENTES | | | | SALDOS | | | INDICES POR $10^6$ DE VEH-KM | | INDICES POR $10^5$ DE VEH-KM | | |
|---|---|---|---|---|---|---|---|---|---|---|---|---|---|---|
| | | | TOTAL | CON MUERTOS | SOLO CON HERIDOS | EQUIVALENTES (1) | MUERTOS | HERIDOS | DAÑOS MATERIALES (MILLONES $) | ACCIDENTES | PELIGROSIDAD | ACCIDENTES MORTALES | MUERTOS | HERIDOS |
| GONZALEZ - LLERA DE CANALES | 88.600 | 110.373 | 55 | 2 | 14 | 121 | 2 | 27 | 1.361 | 0.498 | 1.096 | 0.002 | 0.002 | 0.024 |
| SAN JOSE LAS RUSIAS - TEPEHUAJE | 32.200 | 7.498 | 1 | 0 | 0 | 1 | 0 | 0 | 0.015 | 0.133 | 0.133 | 0.000 | 0.000 | 0.000 |
| IGNACIO ZARAGOZA - CD. VICTORIA | 92.650 | 135.878 | 36 | 4 | 11 | 150 | 8 | 33 | 2.198 | 0.265 | 1.104 | 0.003 | 0.006 | 0.024 |
| CD. VICTORIA - MONTERREY<br>CD. VICTORIA - LIM. EDOS. TAMPS/N.L. | 122.300 | 252.615 | 65 | 10 | 34 | 317 | 17 | 75 | 3.869 | 0.257 | 1.255 | 0.004 | 0.007 | 0.030 |
| CD. VALLES - CD. VICTORIA<br>LIM. EDOS. SLP/TAMPS - CD. VICTORIA | 173.800 | 199.319 | 89 | 6 | 36 | 279 | 8 | 71 | 2.365 | 0.447 | 1.400 | 0.003 | 0.004 | 0.036 |
| MONTERREY - NUEVO LAREDO<br>LIM. EDOS. N.L./TAMPS - NUEVO LAREDO | 28.000 | 167.976 | 38 | 5 | 11 | 130 | 5 | 31 | 3.052 | 0.226 | 0.774 | 0.003 | 0.003 | 0.018 |
| LIBRAMIENTO DE NUEVO LAREDO I I | 31.000 | 33.323 | 7 | 1 | 3 | 23 | 1 | 5 | 0.274 | 0.210 | 0.690 | 0.003 | 0.003 | 0.015 |
| URRACAS - T.C.(MATAMOROS - REYNOSA) | 115.100 | 148.091 | 59 | 11 | 20 | 287 | 14 | 72 | 3.189 | 0.398 | 1.938 | 0.007 | 0.009 | 0.049 |
| CD. VICTORIA - MATAMOROS | 301.100 | 574.895 | 159 | 29 | 73 | 707 | 36 | 166 | 6.396 | 0.277 | 1.230 | 0.005 | 0.006 | 0.029 |
| LIBRAMIENTO ORIENTE DE SAN FERNANDO | 26.500 | 24.771 | 14 | 1 | 6 | 38 | 1 | 9 | 0.646 | 0.565 | 1.534 | 0.004 | 0.004 | 0.036 |
| LIBRAMIENTO DE FRANCISCO VILLA | 7.000 | 15.266 | 2 | 1 | 0 | 12 | 1 | 2 | 0.248 | 0.131 | 0.786 | 0.007 | 0.007 | 0.013 |
| LIBRAMIENTO DE SAN GERMAN | 4.500 | 6.158 | 1 | 0 | 0 | 1 | 0 | 0 | 0.150 | 0.162 | 0.162 | 0.000 | 0.000 | 0.000 |
| ENT. TULA - CD. VICTORIA<br>LIM. EDOS. SLP/TAMPS - CD. VICTORIA | 171.000 | 115.281 | 65 | 9 | 19 | 263 | 14 | 57 | 3.781 | 0.564 | 2.281 | 0.008 | 0.012 | 0.049 |

# *ACCIDENTES DE TRANSITO*
## *( 2 0 0 4 )*

***T A M A U L I P A S***

| CARRETERA Y TRAMO | LONGITUD | VEH-km MILLONES | # DE ACCIDENTES | | | | SALDOS | | | INDICES POR $10^6$ DE VEH-KM | | INDICES POR $10^5$ DE VEH-KM | | |
|---|---|---|---|---|---|---|---|---|---|---|---|---|---|---|
| | | | TOTAL | CON MUERTOS | SOLO CON HERIDOS | EQUIVALENTES (1) | MUERTOS | HERIDOS | DAÑOS MATERIALES (MILLONES $) | ACCIDENTES | PELIGROSIDAD | ACCIDENTES MORTALES | MUERTOS | HERIDOS |
| SANTANDER JIMENEZ - ABASOLO | 20.500 | 14.935 | 0 | 0 | 0 | 0 | 0 | 0 | 0.000 | 0.000 | 0.000 | 0.000 | 0.000 | 0.000 |
| EST. MANUEL - LA COMA | 231.500 | 239.297 | 58 | 11 | 36 | 326 | 16 | 86 | 2.072 | 0.242 | 1.362 | 0.005 | 0.007 | 0.036 |
| AUT. MATAMOROS - REYNOSA ( D ) | 44.500 | 56.897 | 32 | 4 | 12 | 106 | 4 | 25 | 1.439 | 0.562 | 1.863 | 0.007 | 0.007 | 0.044 |
| LIBRAMIENTO PONIENTE DE TAMPICO ( D ) | 14.200 | 28.439 | 20 | 1 | 12 | 72 | 1 | 23 | 0.334 | 0.703 | 2.532 | 0.004 | 0.004 | 0.081 |

*TOTAL DE ACCIDENTES DE TRANSITO*

| | | | | | | | | | | | | | | |
|---|---|---|---|---|---|---|---|---|---|---|---|---|---|---|
| **T A M A U L I P A S** | 2,196.700 | 3,520.131 | 1,089 | 136 | 453 | 4,477 | 202 | 1,088 | 44.940 | 0.309 | 1.272 | 0.004 | 0.006 | 0.031 |

NOTA:

( 1 ) ACCIDENTES EQUIVALENTES
UN MUERTO = 6 ACCIDENTES
UN HERIDO = 2 ACCIDENTES

# *ACCIDENTES Y SALDOS POR MES*
## *( 2 0 0 4 )*

***T A M A U L I P A S***

| CARRETERA Y TRAMO | SALDOS | ENERO | FEBRERO | MARZO | ABRIL | MAYO | JUNIO | JULIO | AGOSTO | SEPTIEMBRE | OCTUBRE | NOVIEMBRE | DICIEMBRE |
|---|---|---|---|---|---|---|---|---|---|---|---|---|---|
| MATAMOROS - PLAYA LAURO VILLAR | # ACCIDENTES | | 1 | 3 | 2 | 1 | 3 | 2 | 3 | 2 | | 2 | |
| | # MUERTOS | | | 1 | | | | | 1 | 2 | | | |
| | # HERIDOS | | 2 | 6 | 4 | 1 | 4 | 5 | 3 | 2 | | 6 | |
| | DAÑOS MATERIALES (MILLONES $) | 0.0000 | 0.0100 | 0.0220 | 0.0110 | 0.0060 | 0.0320 | 0.0450 | 0.0430 | 0.0470 | 0.0000 | 0.0050 | 0.0000 |
| MATAMOROS - REYNOSA | # ACCIDENTES | 12 | 13 | 8 | 5 | 2 | 5 | 6 | 7 | 4 | 1 | 6 | 18 |
| | # MUERTOS | | | 1 | | 1 | | 2 | | 6 | 2 | 1 | 4 |
| | # HERIDOS | 13 | 17 | 12 | 5 | 2 | | 6 | 1 | 7 | 3 | 3 | 25 |
| | DAÑOS MATERIALES (MILLONES $) | 0.2900 | 0.1870 | 0.2540 | 0.2650 | 0.0170 | 0.2390 | 0.0850 | 0.2890 | 0.0850 | 0.0500 | 0.1580 | 0.5270 |
| REYNOSA - NUEVO LAREDO | # ACCIDENTES | 12 | 9 | 4 | 8 | 8 | 9 | 11 | 15 | 11 | 13 | 7 | 9 |
| | # MUERTOS | 1 | 1 | | 5 | | 2 | 2 | 3 | 3 | 3 | 1 | 1 |
| | # HERIDOS | 16 | 24 | 6 | 5 | 7 | 2 | 19 | 20 | 10 | 11 | 5 | 8 |
| | DAÑOS MATERIALES (MILLONES $) | 0.5620 | 0.4080 | 0.0950 | 0.2510 | 0.4890 | 0.3350 | 0.6500 | 0.5180 | 0.4200 | 0.5170 | 0.7900 | 0.2910 |
| LIBRAMIENTO DE CAMARGO | # ACCIDENTES | | | | | | | | | 1 | | 2 | |
| | # MUERTOS | | | | | | | | | | | | |
| | # HERIDOS | | | | | | | | | | | | |
| | DAÑOS MATERIALES (MILLONES $) | 0.0000 | 0.0000 | 0.0000 | 0.0000 | 0.0000 | 0.0000 | 0.0000 | 0.0000 | 0.0350 | 0.0000 | 0.0520 | 0.0000 |
| PARAS - NUEVA CIUDAD GUERRERO<br>LIM. EDOS. N.L./TAMPS - NVA. CD. GUERRERO | # ACCIDENTES | | | | | | | | | 1 | | | |
| | # MUERTOS | | | | | | | | | | | | |
| | # HERIDOS | | | | | | | | | | | | |
| | DAÑOS MATERIALES (MILLONES $) | 0.0000 | 0.0000 | 0.0000 | 0.0000 | 0.0000 | 0.0000 | 0.0000 | 0.0000 | 0.0080 | 0.0000 | 0.0000 | 0.0000 |
| MONTERREY - REYNOSA<br>LIM. EDOS. N.L./TAMPS - REYNOSA | # ACCIDENTES | 3 | 7 | 3 | 3 | | 4 | 2 | 3 | 3 | 5 | 3 | 2 |
| | # MUERTOS | | | | | | | | | | | | |
| | # HERIDOS | 3 | 7 | 2 | 3 | | 3 | 5 | | 3 | 2 | 6 | 3 |
| | DAÑOS MATERIALES (MILLONES $) | 0.1730 | 0.0830 | 0.0470 | 0.1020 | 0.0000 | 0.2310 | 0.1490 | 0.0210 | 0.1370 | 0.4350 | 0.1400 | 0.0750 |
| LIBRAMIENTO DE REYNOSA | # ACCIDENTES | 3 | 2 | | | | | | | | | | |
| | # MUERTOS | | | | | | | | | | | | |
| | # HERIDOS | 1 | | | | | | | | | | | |
| | DAÑOS MATERIALES (MILLONES $) | 0.1730 | 0.0310 | 0.0000 | 0.0000 | 0.0000 | 0.0000 | 0.0000 | 0.0000 | 0.0000 | 0.0000 | 0.0000 | 0.0000 |
| MONTERREY - CD. MIER<br>LIM. EDOS. N.L./TAMPS - CD. MIER | # ACCIDENTES | 1 | 1 | 1 | 1 | | | | 1 | | 1 | 3 | |
| | # MUERTOS | | | | 1 | | | | | | | | |
| | # HERIDOS | 4 | | | 3 | | | | | | | 1 | |
| | DAÑOS MATERIALES (MILLONES $) | 0.2000 | 0.0300 | 0.0110 | 0.0400 | 0.0000 | 0.0000 | 0.0000 | 0.0060 | 0.0000 | 0.0240 | 0.0680 | 0.0000 |

# *ACCIDENTES Y SALDOS POR MES*
## *( 2 0 0 4 )*

***T A M A U L I P A S***

| CARRETERA Y TRAMO | SALDOS | ENERO | FEBRERO | MARZO | ABRIL | MAYO | JUNIO | JULIO | AGOSTO | SEPTIEMBRE | OCTUBRE | NOVIEMBRE | DICIEMBRE |
|---|---|---|---|---|---|---|---|---|---|---|---|---|---|
| CD. VICTORIA - SOTO LA MARINA | # ACCIDENTES | 1 | | | | 2 | | | | | 1 | 1 | 2 |
| | # MUERTOS | 1 | | | | 1 | | | | | | | |
| | # HERIDOS | 1 | | | | 5 | | | | | | | |
| | DAÑOS MATERIALES (MILLONES $) | 0.0420 | 0.0000 | 0.0000 | 0.0000 | 0.0610 | 0.0000 | 0.0000 | 0.0000 | 0.0000 | 0.0330 | 0.0500 | 0.0770 |
| TAMPICO - CD. MANTE | # ACCIDENTES | 8 | 7 | 4 | 7 | 4 | 4 | 6 | 6 | 7 | 4 | 8 | 5 |
| | # MUERTOS | | 1 | | 1 | 1 | | 7 | | | | 15 | |
| | # HERIDOS | 4 | 6 | 7 | 11 | | 2 | 3 | 1 | | | 22 | 8 |
| | DAÑOS MATERIALES (MILLONES $) | 0.1630 | 0.3700 | 0.0900 | 0.1450 | 0.0350 | 0.0870 | 0.1990 | 0.1330 | 0.1960 | 0.1220 | 0.5000 | 0.0940 |
| T. EL HUIZACHE - ANTIGUO MORELOS<br>LIM. EDOS. SLP/TAMPS - ANTIGUO MORELOS | # ACCIDENTES | 1 | | | | 2 | 1 | | 1 | 1 | | | 4 |
| | # MUERTOS | | | | | | | | | | | | |
| | # HERIDOS | | | | | 2 | 2 | | 3 | | | | 1 |
| | DAÑOS MATERIALES (MILLONES $) | 0.0400 | 0.0000 | 0.0000 | 0.0000 | 0.0450 | 0.0400 | 0.0000 | 0.0200 | 0.0150 | 0.0000 | 0.0000 | 0.0690 |
| PETROCEL - PUERTO INDUSTRIAL | # ACCIDENTES | | 1 | 2 | 2 | 1 | | 2 | 1 | 2 | 2 | 3 | 2 |
| | # MUERTOS | | | | | | | | | | 1 | 2 | |
| | # HERIDOS | | 1 | 4 | 1 | | | 2 | | | | 8 | 2 |
| | DAÑOS MATERIALES (MILLONES $) | 0.0000 | 0.0100 | 0.0340 | 0.0730 | 0.0300 | 0.0000 | 0.1111 | 0.0260 | 0.1010 | 0.0100 | 0.0780 | 0.0630 |
| ALTAMIRA - PUERTO INDUSTRIAL | # ACCIDENTES | | | 2 | | | | | | 1 | 1 | | 1 |
| | # MUERTOS | | | | | | | | | | | | |
| | # HERIDOS | | | 3 | | | | | | 1 | | | |
| | DAÑOS MATERIALES (MILLONES $) | 0.0000 | 0.0000 | 0.0450 | 0.0000 | 0.0000 | 0.0000 | 0.0000 | 0.0000 | 0.0100 | 0.0200 | 0.0000 | 0.0500 |
| GONZALEZ - LLERA DE CANALES | # ACCIDENTES | 4 | 5 | 2 | 1 | 1 | 8 | 4 | 4 | 6 | 2 | 13 | 5 |
| | # MUERTOS | | 1 | | | | | | | | | 1 | |
| | # HERIDOS | 3 | | 3 | | | | 2 | 1 | 1 | 3 | 11 | 3 |
| | DAÑOS MATERIALES (MILLONES $) | 0.1100 | 0.0850 | 0.0850 | 0.0200 | 0.0400 | 0.1360 | 0.0650 | 0.0920 | 0.2220 | 0.0080 | 0.3270 | 0.1710 |
| SAN JOSE LAS RUSIAS - TEPEHUAJE | # ACCIDENTES | | | | | | | | | | | | 1 |
| | # MUERTOS | | | | | | | | | | | | |
| | # HERIDOS | | | | | | | | | | | | |
| | DAÑOS MATERIALES (MILLONES $) | 0.0000 | 0.0000 | 0.0000 | 0.0000 | 0.0000 | 0.0000 | 0.0000 | 0.0000 | 0.0000 | 0.0000 | 0.0000 | 0.0150 |
| IGNACIO ZARAGOZA - CD. VICTORIA | # ACCIDENTES | 4 | 1 | 6 | 5 | 3 | 2 | 1 | 2 | 2 | 5 | 2 | 3 |
| | # MUERTOS | | 4 | | | | 2 | | | 1 | | | 1 |
| | # HERIDOS | 5 | | 2 | 13 | | 1 | 3 | 1 | 1 | 4 | | 3 |
| | DAÑOS MATERIALES (MILLONES $) | 0.1040 | 0.7200 | 0.2630 | 0.1750 | 0.1410 | 0.2350 | 0.0150 | 0.0700 | 0.0600 | 0.2350 | 0.0850 | 0.0950 |

# *ACCIDENTES Y SALDOS POR MES*
## *( 2 0 0 4 )*

***T A M A U L I P A S***

| CARRETERA Y TRAMO | SALDOS | ENERO | FEBRERO | MARZO | ABRIL | MAYO | JUNIO | JULIO | AGOSTO | SEPTIEMBRE | OCTUBRE | NOVIEMBRE | DICIEMBRE |
|---|---|---|---|---|---|---|---|---|---|---|---|---|---|
| CD. VICTORIA - MONTERREY<br>CD. VICTORIA - LIM. EDOS. TAMPS/N.L. | # ACCIDENTES | 2 | 1 | 6 | 6 | 4 | 3 | 9 | 7 | 8 | 2 | 8 | 9 |
| | # MUERTOS | 3 | 1 | 4 | 2 | | | 1 | | | | 6 | |
| | # HERIDOS | 2 | 1 | 12 | 4 | 3 | 2 | 16 | 8 | 5 | 1 | 11 | 10 |
| | DAÑOS MATERIALES (MILLONES $) | 0.6480 | 0.1400 | 0.2660 | 0.1380 | 0.0860 | 0.0790 | 0.4550 | 0.5520 | 0.3400 | 0.1250 | 0.5750 | 0.4650 |
| CD. VALLES - CD. VICTORIA<br>LIM. EDOS. SLP/TAMPS - CD. VICTORIA | # ACCIDENTES | 13 | 5 | 7 | 7 | 7 | 3 | 7 | 10 | 7 | 6 | 9 | 8 |
| | # MUERTOS | 2 | 3 | | 1 | | | 1 | 1 | | | | |
| | # HERIDOS | 9 | 10 | 6 | 12 | 6 | 1 | 2 | 6 | 6 | 4 | 7 | 2 |
| | DAÑOS MATERIALES (MILLONES $) | 0.3140 | 0.1070 | 0.1860 | 0.1110 | 0.2020 | 0.0770 | 0.1030 | 0.2940 | 0.3910 | 0.2170 | 0.1450 | 0.2180 |
| MONTERREY - NUEVO LAREDO<br>LIM. EDOS. N.L./TAMPS - NUEVO LAREDO | # ACCIDENTES | 8 | 5 | 3 | 2 | 4 | 3 | 2 | 2 | 3 | 2 | 2 | 2 |
| | # MUERTOS | 1 | 1 | | | 1 | | | | 1 | | | 1 |
| | # HERIDOS | 4 | 8 | | | 9 | 1 | 3 | | 2 | 1 | | 3 |
| | DAÑOS MATERIALES (MILLONES $) | 0.3520 | 0.2900 | 0.2150 | 0.0650 | 0.5750 | 0.1030 | 0.2670 | 0.3000 | 0.1200 | 0.1100 | 0.6000 | 0.0550 |
| LIBRAMIENTO DE NUEVO LAREDO I I | # ACCIDENTES | 1 | | | 1 | | | | 2 | | 1 | 1 | 1 |
| | # MUERTOS | | | | | | | | | | | | 1 |
| | # HERIDOS | 2 | | | | | | | 1 | | | 2 | |
| | DAÑOS MATERIALES (MILLONES $) | 0.0500 | 0.0000 | 0.0000 | 0.0360 | 0.0000 | 0.0000 | 0.0000 | 0.0880 | 0.0000 | 0.0650 | 0.0150 | 0.0200 |
| URRACAS - T.C.(MATAMOROS - REYNOSA) | # ACCIDENTES | 3 | 2 | 4 | 9 | 1 | 8 | 6 | 4 | 7 | 6 | 4 | 5 |
| | # MUERTOS | | | | 6 | | 2 | 3 | 1 | | | 1 | 1 |
| | # HERIDOS | 11 | 5 | 2 | 10 | | 9 | 9 | 3 | 9 | | 4 | 10 |
| | DAÑOS MATERIALES (MILLONES $) | 0.1310 | 0.1130 | 0.1210 | 0.6600 | 0.0030 | 0.5840 | 0.3460 | 0.2550 | 0.2390 | 0.1740 | 0.3700 | 0.1930 |
| CD. VICTORIA - MATAMOROS | # ACCIDENTES | 14 | 11 | 15 | 10 | 5 | 14 | 14 | 20 | 16 | 15 | 13 | 12 |
| | # MUERTOS | 4 | 5 | 3 | 2 | | 3 | 4 | 3 | 3 | 5 | 1 | 3 |
| | # HERIDOS | 8 | 23 | 18 | 25 | 1 | 11 | 7 | 23 | 24 | 4 | 15 | 7 |
| | DAÑOS MATERIALES (MILLONES $) | 0.4600 | 0.4260 | 0.5230 | 0.5590 | 0.2010 | 0.5760 | 0.7430 | 0.8140 | 0.5350 | 0.7760 | 0.5100 | 0.2730 |
| LIBRAMIENTO ORIENTE DE SAN FERNANDO | # ACCIDENTES | 1 | | 4 | 1 | | | 4 | | 1 | | | 3 |
| | # MUERTOS | | | | | | | 1 | | | | | |
| | # HERIDOS | 1 | | 1 | 1 | | | 3 | | 1 | | | 2 |
| | DAÑOS MATERIALES (MILLONES $) | 0.0050 | 0.0000 | 0.1940 | 0.0300 | 0.0000 | 0.0000 | 0.3350 | 0.0000 | 0.0220 | 0.0000 | 0.0000 | 0.0600 |
| LIBRAMIENTO DE FRANCISCO VILLA | # ACCIDENTES | | | | | | | | | | 1 | 1 | |
| | # MUERTOS | | | | | | | | | | | 1 | |
| | # HERIDOS | | | | | | | | | | | 2 | |
| | DAÑOS MATERIALES (MILLONES $) | 0.0000 | 0.0000 | 0.0000 | 0.0000 | 0.0000 | 0.0000 | 0.0000 | 0.0000 | 0.0000 | 0.2000 | 0.0480 | 0.0000 |

# *ACCIDENTES Y SALDOS POR MES*
## *( 2 0 0 4 )*

***T A M A U L I P A S***

| CARRETERA Y TRAMO | SALDOS | ENERO | FEBRERO | MARZO | ABRIL | MAYO | JUNIO | JULIO | AGOSTO | SEPTIEMBRE | OCTUBRE | NOVIEMBRE | DICIEMBRE |
|---|---|---|---|---|---|---|---|---|---|---|---|---|---|
| LIBRAMIENTO DE SAN GERMAN | # ACCIDENTES | | | | | | | 1 | | | | | |
| | # MUERTOS | | | | | | | | | | | | |
| | # HERIDOS | | | | | | | | | | | | |
| | DAÑOS MATERIALES (MILLONES $) | 0.0000 | 0.0000 | 0.0000 | 0.0000 | 0.0000 | 0.0000 | 0.1500 | 0.0000 | 0.0000 | 0.0000 | 0.0000 | 0.0000 |
| ENT. TULA - CD. VICTORIA<br>LIM. EDOS. SLP/TAMPS - CD. VICTORIA | # ACCIDENTES | 6 | 8 | 4 | 4 | 6 | 5 | 10 | 3 | 7 | 2 | 4 | 6 |
| | # MUERTOS | | 4 | | 3 | 1 | 1 | | | 1 | | 2 | 2 |
| | # HERIDOS | 6 | 8 | 4 | 6 | 6 | 2 | 6 | | 9 | | 4 | 6 |
| | DAÑOS MATERIALES (MILLONES $) | 0.2800 | 0.5390 | 0.1450 | 0.2150 | 0.2500 | 0.1600 | 0.8560 | 0.2030 | 0.7950 | 0.0380 | 0.1100 | 0.1900 |
| SANTANDER JIMENEZ - ABASOLO | # ACCIDENTES | | | | | | | | | | | | |
| | # MUERTOS | | | | | | | | | | | | |
| | # HERIDOS | | | | | | | | | | | | |
| | DAÑOS MATERIALES (MILLONES $) | 0.0000 | 0.0000 | 0.0000 | 0.0000 | 0.0000 | 0.0000 | 0.0000 | 0.0000 | 0.0000 | 0.0000 | 0.0000 | 0.0000 |
| EST. MANUEL - LA COMA | # ACCIDENTES | 9 | 5 | 6 | 4 | 6 | 2 | 2 | 2 | 3 | 7 | 7 | 5 |
| | # MUERTOS | | | 2 | 3 | 1 | 2 | 4 | 2 | | 1 | 1 | |
| | # HERIDOS | 21 | 7 | 8 | 7 | 9 | 1 | 5 | 1 | 7 | 7 | 6 | 7 |
| | DAÑOS MATERIALES (MILLONES $) | 0.2640 | 0.3000 | 0.1530 | 0.1330 | 0.1810 | 0.0380 | 0.1080 | 0.0700 | 0.0850 | 0.3810 | 0.1980 | 0.1610 |
| AUT. MATAMOROS - REYNOSA ( D ) | # ACCIDENTES | 1 | 3 | 3 | 3 | 3 | 5 | 2 | 1 | 4 | 2 | 3 | 2 |
| | # MUERTOS | | | 1 | 1 | 1 | | | | | | 1 | |
| | # HERIDOS | | 3 | 4 | | 1 | 5 | 1 | 4 | | 2 | 3 | 2 |
| | DAÑOS MATERIALES (MILLONES $) | 0.0500 | 0.1700 | 0.0390 | 0.1900 | 0.1610 | 0.3200 | 0.2200 | 0.0040 | 0.1170 | 0.0480 | 0.0500 | 0.0700 |
| LIBRAMIENTO PONIENTE DE TAMPICO ( D ) | # ACCIDENTES | 1 | 3 | | 1 | 1 | 1 | 1 | 1 | 3 | 2 | 1 | 5 |
| | # MUERTOS | | | | | | | | | | | | 1 |
| | # HERIDOS | | 10 | | 2 | 3 | 1 | | 1 | 1 | 2 | | 3 |
| | DAÑOS MATERIALES (MILLONES $) | 0.0130 | 0.0380 | 0.0000 | 0.0070 | 0.0180 | 0.0060 | 0.0060 | 0.0550 | 0.0670 | 0.0330 | 0.0030 | 0.0880 |

*TOTAL DE ACCIDENTES Y SALDOS POR MES*

| | | | | | | | | | | | | | |
|---|---|---|---|---|---|---|---|---|---|---|---|---|---|
| **T A M A U L I P A S** | # ACCIDENTES | 108 | 90 | 87 | 82 | 61 | 80 | 92 | 95 | 100 | 81 | 103 | 110 |
| | # MUERTOS | 12 | 21 | 12 | 25 | 7 | 12 | 25 | 11 | 17 | 12 | 33 | 15 |
| | # HERIDOS | 114 | 132 | 100 | 112 | 55 | 47 | 97 | 77 | 89 | 44 | 116 | 105 |
| | DAÑOS MATERIALES (MILLONES $) | 4.4240 | 4.0570 | 2.7880 | 3.2260 | 2.5410 | 3.2780 | 4.9081 | 3.8530 | 4.0470 | 3.6210 | 4.8770 | 3.3200 |

# *ACCIDENTES POR DIA DE LA SEMANA Y CONDICIONES DE LUZ*
## *( 2 0 0 4 )*

***T A M A U L I P A S***

| CARRETERA / TRAMO | ACCIDENTES | DIA DE LA SEMANA | | | | | | | CONDICIONES DE LUZ | | | |
|---|---|---|---|---|---|---|---|---|---|---|---|---|
| | | LUNES | MARTES | MIERCOLES | JUEVES | VIERNES | SABADO | DOMINGO | DE DIA | CREPUSCULO | DE NOCHE | ALUMBRADO PUBLICO |
| MATAMOROS - PLAYA LAURO VILLAR | # DE ACC. | 3 | 2 | 1 | | 1 | 5 | 7 | 9 | | 10 | |
| | # DE ACC. MORTALES | 2 | | | | | 1 | 1 | 1 | | 3 | |
| MATAMOROS - REYNOSA | # DE ACC. | 10 | 9 | 10 | 5 | 21 | 9 | 23 | 36 | 5 | 46 | |
| | # DE ACC. MORTALES | 1 | | 1 | 1 | 3 | 1 | 3 | 2 | | 8 | |
| REYNOSA - NUEVO LAREDO | # DE ACC. | 16 | 16 | 16 | 10 | 17 | 18 | 23 | 62 | 9 | 45 | |
| | # DE ACC. MORTALES | 1 | 2 | 1 | 2 | 2 | 2 | 5 | 7 | 2 | 6 | |
| LIBRAMIENTO DE CAMARGO | # DE ACC. | 2 | | | | | | 1 | 1 | 1 | 1 | |
| | # DE ACC. MORTALES | | | | | | | | | | | |
| PARAS - NUEVA CIUDAD GUERRERO<br>LIM. EDOS. N.L./TAMPS - NVA. CD. GUERRERO | # DE ACC. | | | | | | 1 | | | | 1 | |
| | # DE ACC. MORTALES | | | | | | | | | | | |
| MONTERREY - REYNOSA<br>LIM. EDOS. N.L./TAMPS - REYNOSA | # DE ACC. | 4 | 3 | 7 | 2 | 6 | 7 | 9 | 19 | 3 | 16 | |
| | # DE ACC. MORTALES | | | | | | | | | | | |
| LIBRAMIENTO DE REYNOSA | # DE ACC. | | 1 | | 2 | | 2 | | 2 | | 3 | |
| | # DE ACC. MORTALES | | | | | | | | | | | |
| MONTERREY - CD. MIER<br>LIM. EDOS. N.L./TAMPS - CD. MIER | # DE ACC. | 2 | 2 | 1 | 1 | 1 | 1 | 1 | 4 | | 5 | |
| | # DE ACC. MORTALES | | 1 | | | | | | 1 | | | |
| CD. VICTORIA - SOTO LA MARINA | # DE ACC. | 1 | 1 | | | 2 | 2 | 1 | 2 | 1 | 4 | |
| | # DE ACC. MORTALES | | | | | | 2 | | | | 2 | |
| TAMPICO - CD. MANTE | # DE ACC. | 10 | 7 | 5 | 12 | 9 | 9 | 18 | 36 | 1 | 33 | |
| | # DE ACC. MORTALES | 1 | | 1 | 2 | 1 | | 2 | 2 | | 5 | |
| T. EL HUIZACHE - ANTIGUO MORELOS<br>LIM. EDOS. SLP/TAMPS - ANTIGUO MORELOS | # DE ACC. | | 1 | 1 | 5 | 2 | | 1 | 4 | 1 | 5 | |
| | # DE ACC. MORTALES | | | | | | | | | | | |
| PETROCEL - PUERTO INDUSTRIAL | # DE ACC. | 4 | 2 | 4 | 2 | 3 | 3 | | 13 | | 5 | |
| | # DE ACC. MORTALES | | 1 | | | | 1 | | | | 2 | |
| ALTAMIRA - PUERTO INDUSTRIAL | # DE ACC. | | | | 1 | | 3 | 1 | 4 | | 1 | |
| | # DE ACC. MORTALES | | | | | | | | | | | |

# *ACCIDENTES POR DIA DE LA SEMANA Y CONDICIONES DE LUZ*
## *( 2 0 0 4 )*

***T A M A U L I P A S***

| CARRETERA / TRAMO | ACCIDENTES | DIA DE LA SEMANA | | | | | | | CONDICIONES DE LUZ | | | |
|---|---|---|---|---|---|---|---|---|---|---|---|---|
| | | LUNES | MARTES | MIERCOLES | JUEVES | VIERNES | SABADO | DOMINGO | DE DIA | CREPUSCULO | DE NOCHE | ALUMBRADO PUBLICO |
| GONZALEZ - LLERA DE CANALES | # DE ACC. | 6 | 12 | 10 | 10 | 7 | 2 | 8 | 30 | 3 | 22 | |
| | # DE ACC. MORTALES | | | | 1 | | | 1 | 1 | | 1 | |
| SAN JOSE LAS RUSIAS - TEPEHUAJE | # DE ACC. | | | | | 1 | | | | | 1 | |
| | # DE ACC. MORTALES | | | | | | | | | | | |
| IGNACIO ZARAGOZA - CD. VICTORIA | # DE ACC. | 7 | 1 | 4 | 5 | 8 | 7 | 4 | 21 | 1 | 14 | |
| | # DE ACC. MORTALES | | 1 | 1 | | | | 2 | 2 | | 2 | |
| CD. VICTORIA - MONTERREY<br>CD. VICTORIA - LIM. EDOS. TAMPS/N.L. | # DE ACC. | 5 | 9 | 8 | 8 | 11 | 10 | 14 | 32 | 3 | 30 | |
| | # DE ACC. MORTALES | | 2 | 2 | 2 | 1 | 1 | 2 | 4 | | 6 | |
| CD. VALLES - CD. VICTORIA<br>LIM. EDOS. SLP/TAMPS - CD. VICTORIA | # DE ACC. | 8 | 10 | 12 | 14 | 17 | 15 | 13 | 49 | 1 | 39 | |
| | # DE ACC. MORTALES | 1 | | | | 1 | 3 | 1 | 5 | | 1 | |
| MONTERREY - NUEVO LAREDO<br>LIM. EDOS. N.L./TAMPS - NUEVO LAREDO | # DE ACC. | 3 | 4 | 6 | 8 | 6 | 7 | 4 | 17 | | 21 | |
| | # DE ACC. MORTALES | 1 | | | 2 | 1 | | 1 | 4 | | 1 | |
| LIBRAMIENTO DE NUEVO LAREDO I I | # DE ACC. | | 2 | 2 | 1 | 1 | | 1 | 3 | | 4 | |
| | # DE ACC. MORTALES | | | | | 1 | | | 1 | | | |
| URRACAS - T.C.(MATAMOROS - REYNOSA) | # DE ACC. | 5 | 9 | 1 | 7 | 7 | 14 | 16 | 29 | | 30 | |
| | # DE ACC. MORTALES | 1 | 3 | 1 | 1 | | 3 | 2 | 5 | | 6 | |
| CD. VICTORIA - MATAMOROS | # DE ACC. | 15 | 13 | 22 | 28 | 17 | 30 | 34 | 86 | 6 | 67 | |
| | # DE ACC. MORTALES | 2 | 2 | 4 | 4 | 3 | 8 | 6 | 12 | 1 | 16 | |
| LIBRAMIENTO ORIENTE DE SAN FERNANDO | # DE ACC. | 3 | 1 | 1 | 2 | 3 | 3 | 1 | 6 | 1 | 7 | |
| | # DE ACC. MORTALES | | | | | | 1 | | 1 | | | |
| LIBRAMIENTO DE FRANCISCO VILLA | # DE ACC. | 1 | | | 1 | | | | 2 | | | |
| | # DE ACC. MORTALES | 1 | | | | | | | 1 | | | |
| LIBRAMIENTO DE SAN GERMAN | # DE ACC. | | 1 | | | | | | 1 | | | |
| | # DE ACC. MORTALES | | | | | | | | | | | |
| ENT. TULA - CD. VICTORIA<br>LIM. EDOS. SLP/TAMPS - CD. VICTORIA | # DE ACC. | 10 | 10 | 8 | 5 | 7 | 12 | 13 | 34 | 3 | 28 | |
| | # DE ACC. MORTALES | | 2 | 1 | 3 | 2 | 1 | | 4 | 1 | 4 | |

# *ACCIDENTES POR DIA DE LA SEMANA Y CONDICIONES DE LUZ*
## *( 2 0 0 4 )*

***T A M A U L I P A S***

| CARRETERA / TRAMO | ACCIDENTES | DIA DE LA SEMANA | | | | | | | CONDICIONES DE LUZ | | | |
|---|---|---|---|---|---|---|---|---|---|---|---|---|
| | | LUNES | MARTES | MIERCOLES | JUEVES | VIERNES | SABADO | DOMINGO | DE DIA | CREPUSCULO | DE NOCHE | ALUMBRADO PUBLICO |
| SANTANDER JIMENEZ - ABASOLO | # DE ACC. | | | | | | | | | | | |
| | # DE ACC. MORTALES | | | | | | | | | | | |
| EST. MANUEL - LA COMA | # DE ACC. | 8 | 8 | 7 | 5 | 8 | 13 | 9 | 37 | 1 | 20 | |
| | # DE ACC. MORTALES | 1 | 2 | 2 | 1 | 1 | 3 | 1 | 7 | 1 | 3 | |
| AUT. MATAMOROS - REYNOSA ( D ) | # DE ACC. | 4 | 3 | 3 | 2 | 7 | 5 | 8 | 24 | | 8 | |
| | # DE ACC. MORTALES | | 1 | | | 1 | 1 | 1 | 2 | | 2 | |
| LIBRAMIENTO PONIENTE DE TAMPICO ( D ) | # DE ACC. | 3 | 1 | 3 | 2 | 5 | 5 | 1 | 10 | 1 | 9 | |
| | # DE ACC. MORTALES | | | | 1 | | | | 1 | | | |

*TOTAL DE ACCIDENTES POR DIA DE LA SEMANA Y CONDICIONES DE LUZ*

| ESTADO | ACCIDENTES | DIA DE LA SEMANA | | | | | | | CONDICIONES DE LUZ | | | |
|---|---|---|---|---|---|---|---|---|---|---|---|---|
| | | LUNES | MARTES | MIERCOLES | JUEVES | VIERNES | SABADO | DOMINGO | DE DIA | CREPUSCULO | DE NOCHE | ALUMBRADO PUBLICO |
| ***T A M A U L I P A S*** | # DE ACC. | 130 | 128 | 132 | 138 | 167 | 183 | 211 | 573 | 41 | 475 | |
| | # DE ACC. MORTALES | 12 | 17 | 14 | 20 | 17 | 28 | 28 | 63 | 5 | 68 | |

# *ACCIDENTES EN PERIODOS FESTIVOS*
## *( 2 0 0 4 )*

***T A M A U L I P A S***

| CARRETERA Y TRAMO | SALDOS | AÑO NUEVO 01/01/04 AL 02/01/04 | 5 DE FEBRERO 04/02/04 AL 06/02/04 | 21 DE MARZO 20/03/04 AL 23/03/04 | SEMANA SANTA 07/04/04 AL 12/04/04 | DIA DEL TRABAJO 30/04/04 AL 03/05/03 | 5 DE MAYO 04/05/04 AL 06/05/04 | DIA DE LA INDEPENDENCIA 15/09/04 AL 17/09/04 | DIA DE MUERTOS 29/10/04 AL 03/11/04 | DIA DE LA REVOLUCION 19/11/04 AL 22/11/04 | NAVIDAD 22/12/04 AL 27/12/04 |
|---|---|---|---|---|---|---|---|---|---|---|---|
| MATAMOROS - PLAYA LAURO VILLAR | # ACCIDENTES | | | | 1 | | | | | | |
| | # MUERTOS | | | | | | | | | | |
| | # HERIDOS | | | | 1 | | | | | | |
| | DAÑOS MATERIALES (MILLONES $) | 0.0000 | 0.0000 | 0.0000 | 0.0010 | 0.0000 | 0.0000 | 0.0000 | 0.0000 | 0.0000 | 0.0000 |
| MATAMOROS - REYNOSA | # ACCIDENTES | | 1 | | | | | | 1 | 3 | 4 |
| | # MUERTOS | | | | | | | | | | |
| | # HERIDOS | | 1 | | | | | | 1 | 2 | 3 |
| | DAÑOS MATERIALES (MILLONES $) | 0.0000 | 0.0360 | 0.0000 | 0.0000 | 0.0000 | 0.0000 | 0.0000 | 0.0130 | 0.0750 | 0.1170 |
| REYNOSA - NUEVO LAREDO | # ACCIDENTES | 1 | | | 1 | 1 | 1 | | 1 | 2 | 2 |
| | # MUERTOS | | | | 4 | | | | | 1 | |
| | # HERIDOS | 4 | | | | 1 | 2 | | | 3 | |
| | DAÑOS MATERIALES (MILLONES $) | 0.0300 | 0.0000 | 0.0000 | 0.0600 | 0.0020 | 0.1500 | 0.0000 | 0.0120 | 0.2800 | 0.0300 |
| LIBRAMIENTO DE CAMARGO | # ACCIDENTES | | | | | | | | | | |
| | # MUERTOS | | | | | | | | | | |
| | # HERIDOS | | | | | | | | | | |
| | DAÑOS MATERIALES (MILLONES $) | 0.0000 | 0.0000 | 0.0000 | 0.0000 | 0.0000 | 0.0000 | 0.0000 | 0.0000 | 0.0000 | 0.0000 |
| PARAS - NUEVA CIUDAD GUERRERO<br>LIM. EDOS. N.L./TAMPS - NVA. CD. GUERRERO | # ACCIDENTES | | | | | | | | | | |
| | # MUERTOS | | | | | | | | | | |
| | # HERIDOS | | | | | | | | | | |
| | DAÑOS MATERIALES (MILLONES $) | 0.0000 | 0.0000 | 0.0000 | 0.0000 | 0.0000 | 0.0000 | 0.0000 | 0.0000 | 0.0000 | 0.0000 |
| MONTERREY - REYNOSA<br>LIM. EDOS. N.L./TAMPS - REYNOSA | # ACCIDENTES | | 1 | | | | | | | | 1 |
| | # MUERTOS | | | | | | | | | | |
| | # HERIDOS | | 1 | | | | | | | | 1 |
| | DAÑOS MATERIALES (MILLONES $) | 0.0000 | 0.0030 | 0.0000 | 0.0000 | 0.0000 | 0.0000 | 0.0000 | 0.0000 | 0.0000 | 0.0300 |
| LIBRAMIENTO DE REYNOSA | # ACCIDENTES | | | | | | | | | | |
| | # MUERTOS | | | | | | | | | | |
| | # HERIDOS | | | | | | | | | | |
| | DAÑOS MATERIALES (MILLONES $) | 0.0000 | 0.0000 | 0.0000 | 0.0000 | 0.0000 | 0.0000 | 0.0000 | 0.0000 | 0.0000 | 0.0000 |
| MONTERREY - CD. MIER<br>LIM. EDOS. N.L./TAMPS - CD. MIER | # ACCIDENTES | | | | | | | | | | |
| | # MUERTOS | | | | | | | | | | |
| | # HERIDOS | | | | | | | | | | |
| | DAÑOS MATERIALES (MILLONES $) | 0.0000 | 0.0000 | 0.0000 | 0.0000 | 0.0000 | 0.0000 | 0.0000 | 0.0000 | 0.0000 | 0.0000 |
| CD. VICTORIA - SOTO LA MARINA | # ACCIDENTES | | | | | | | | | | |
| | # MUERTOS | | | | | | | | | | |
| | # HERIDOS | | | | | | | | | | |
| | DAÑOS MATERIALES (MILLONES $) | 0.0000 | 0.0000 | 0.0000 | 0.0000 | 0.0000 | 0.0000 | 0.0000 | 0.0000 | 0.0000 | 0.0000 |

# *ACCIDENTES EN PERIODOS FESTIVOS*
## *( 2 0 0 4 )*

***T A M A U L I P A S***

| CARRETERA Y TRAMO | SALDOS | AÑO NUEVO 01/01/04 AL 02/01/04 | 5 DE FEBRERO 04/02/04 AL 06/02/04 | 21 DE MARZO 20/03/04 AL 23/03/04 | SEMANA SANTA 07/04/04 AL 12/04/04 | DIA DEL TRABAJO 30/04/04 AL 03/05/03 | 5 DE MAYO 04/05/04 AL 06/05/04 | DIA DE LA INDEPENDENCIA 15/09/04 AL 17/09/04 | DIA DE MUERTOS 29/10/04 AL 03/11/04 | DIA DE LA REVOLUCION 19/11/04 AL 22/11/04 | NAVIDAD 22/12/04 AL 27/12/04 |
|---|---|---|---|---|---|---|---|---|---|---|---|
| TAMPICO - CD. MANTE | # ACCIDENTES | | | 1 | 2 | | 1 | 1 | 2 | | 1 |
| | # MUERTOS | | | | | | | | | | |
| | # HERIDOS | | | 1 | | | | | 1 | | 1 |
| | DAÑOS MATERIALES (MILLONES $) | 0.0000 | 0.0000 | 0.0140 | 0.0480 | 0.0000 | 0.0080 | 0.0250 | 0.0900 | 0.0000 | 0.0300 |
| T. EL HUIZACHE - ANTIGUO MORELOS<br>LIM. EDOS. SLP/TAMPS - ANTIGUO MORELOS | # ACCIDENTES | | | | | | | | | | 1 |
| | # MUERTOS | | | | | | | | | | |
| | # HERIDOS | | | | | | | | | | |
| | DAÑOS MATERIALES (MILLONES $) | 0.0000 | 0.0000 | 0.0000 | 0.0000 | 0.0000 | 0.0000 | 0.0000 | 0.0000 | 0.0000 | 0.0300 |
| PETROCEL - PUERTO INDUSTRIAL | # ACCIDENTES | | | | | | | | 1 | | |
| | # MUERTOS | | | | | | | | 1 | | |
| | # HERIDOS | | | | | | | | | | |
| | DAÑOS MATERIALES (MILLONES $) | 0.0000 | 0.0000 | 0.0000 | 0.0000 | 0.0000 | 0.0000 | 0.0000 | 0.0050 | 0.0000 | 0.0000 |
| ALTAMIRA - PUERTO INDUSTRIAL | # ACCIDENTES | | | | | | | 1 | | | |
| | # MUERTOS | | | | | | | | | | |
| | # HERIDOS | | | | | | | 1 | | | |
| | DAÑOS MATERIALES (MILLONES $) | 0.0000 | 0.0000 | 0.0000 | 0.0000 | 0.0000 | 0.0000 | 0.0100 | 0.0000 | 0.0000 | 0.0000 |
| GONZALEZ - LLERA DE CANALES | # ACCIDENTES | | | | | | | | 1 | 1 | 2 |
| | # MUERTOS | | | | | | | | | | |
| | # HERIDOS | | | | | | | | | 1 | 2 |
| | DAÑOS MATERIALES (MILLONES $) | 0.0000 | 0.0000 | 0.0000 | 0.0000 | 0.0000 | 0.0000 | 0.0000 | 0.0100 | 0.0450 | 0.1200 |
| SAN JOSE LAS RUSIAS - TEPEHUAJE | # ACCIDENTES | | | | | | | | | | |
| | # MUERTOS | | | | | | | | | | |
| | # HERIDOS | | | | | | | | | | |
| | DAÑOS MATERIALES (MILLONES $) | 0.0000 | 0.0000 | 0.0000 | 0.0000 | 0.0000 | 0.0000 | 0.0000 | 0.0000 | 0.0000 | 0.0000 |
| IGNACIO ZARAGOZA - CD. VICTORIA | # ACCIDENTES | | | | 1 | | | | 1 | | |
| | # MUERTOS | | | | | | | | | | |
| | # HERIDOS | | | | 10 | | | | | | |
| | DAÑOS MATERIALES (MILLONES $) | 0.0000 | 0.0000 | 0.0000 | 0.0300 | 0.0000 | 0.0000 | 0.0000 | 0.0250 | 0.0000 | 0.0000 |
| CD. VICTORIA - MONTERREY<br>CD. VICTORIA - LIM. EDOS. TAMPS/N.L. | # ACCIDENTES | | | 1 | 1 | 1 | | | | 2 | 3 |
| | # MUERTOS | | | 2 | | | | | | | |
| | # HERIDOS | | | 1 | 2 | 1 | | | | 5 | 6 |
| | DAÑOS MATERIALES (MILLONES $) | 0.0000 | 0.0000 | 0.1500 | 0.0200 | 0.0000 | 0.0000 | 0.0000 | 0.0000 | 0.0750 | 0.1480 |
| CD. VALLES - CD. VICTORIA<br>LIM. EDOS. SLP/TAMPS - CD. VICTORIA | # ACCIDENTES | 1 | 1 | | 1 | 1 | | | | 1 | 1 |
| | # MUERTOS | | | | 1 | | | | | | |
| | # HERIDOS | | 1 | | 5 | | | | | 1 | |
| | DAÑOS MATERIALES (MILLONES $) | 0.0300 | 0.0030 | 0.0000 | 0.0060 | 0.0500 | 0.0000 | 0.0000 | 0.0000 | 0.0030 | 0.0850 |

# *ACCIDENTES EN PERIODOS FESTIVOS*
## *( 2 0 0 4 )*

***T A M A U L I P A S***

| CARRETERA Y TRAMO | SALDOS | AÑO NUEVO 01/01/04 AL 02/01/04 | 5 DE FEBRERO 04/02/04 AL 06/02/04 | 21 DE MARZO 20/03/04 AL 23/03/04 | SEMANA SANTA 07/04/04 AL 12/04/04 | DIA DEL TRABAJO 30/04/04 AL 03/05/03 | 5 DE MAYO 04/05/04 AL 06/05/04 | DIA DE LA INDEPENDENCIA 15/09/04 AL 17/09/04 | DIA DE MUERTOS 29/10/04 AL 03/11/04 | DIA DE LA REVOLUCION 19/11/04 AL 22/11/04 | NAVIDAD 22/12/04 AL 27/12/04 |
|---|---|---|---|---|---|---|---|---|---|---|---|
| MONTERREY - NUEVO LAREDO LIM. EDOS. N.L./TAMPS - NUEVO LAREDO | # ACCIDENTES | | | | | | | | | | |
| | # MUERTOS | | | | | | | | | | |
| | # HERIDOS | | | | | | | | | | |
| | DAÑOS MATERIALES (MILLONES $) | 0.0000 | 0.0000 | 0.0000 | 0.0000 | 0.0000 | 0.0000 | 0.0000 | 0.0000 | 0.0000 | 0.0000 |
| LIBRAMIENTO DE NUEVO LAREDO I I | # ACCIDENTES | | | | | | | | | | |
| | # MUERTOS | | | | | | | | | | |
| | # HERIDOS | | | | | | | | | | |
| | DAÑOS MATERIALES (MILLONES $) | 0.0000 | 0.0000 | 0.0000 | 0.0000 | 0.0000 | 0.0000 | 0.0000 | 0.0000 | 0.0000 | 0.0000 |
| URRACAS - T.C.(MATAMOROS - REYNOSA) | # ACCIDENTES | | | | 2 | | | | 2 | | 1 |
| | # MUERTOS | | | | 3 | | | | | | |
| | # HERIDOS | | | | 6 | | | | | | 4 |
| | DAÑOS MATERIALES (MILLONES $) | 0.0000 | 0.0000 | 0.0000 | 0.0470 | 0.0000 | 0.0000 | 0.0000 | 0.0570 | 0.0000 | 0.0250 |
| CD. VICTORIA - MATAMOROS | # ACCIDENTES | 1 | 1 | 1 | 3 | 1 | | 1 | | 2 | 4 |
| | # MUERTOS | 1 | | | 1 | | | | | | |
| | # HERIDOS | | 2 | | 4 | 4 | | 1 | | 5 | 3 |
| | DAÑOS MATERIALES (MILLONES $) | 0.0450 | 0.0450 | 0.0500 | 0.0820 | 0.1800 | 0.0000 | 0.0060 | 0.0000 | 0.0320 | 0.0920 |
| LIBRAMIENTO ORIENTE DE SAN FERNANDO | # ACCIDENTES | | | 1 | | | | | | | 2 |
| | # MUERTOS | | | | | | | | | | |
| | # HERIDOS | | | | | | | | | | |
| | DAÑOS MATERIALES (MILLONES $) | 0.0000 | 0.0000 | 0.0600 | 0.0000 | 0.0000 | 0.0000 | 0.0000 | 0.0000 | 0.0000 | 0.0450 |
| LIBRAMIENTO DE FRANCISCO VILLA | # ACCIDENTES | | | | | | | | | | |
| | # MUERTOS | | | | | | | | | | |
| | # HERIDOS | | | | | | | | | | |
| | DAÑOS MATERIALES (MILLONES $) | 0.0000 | 0.0000 | 0.0000 | 0.0000 | 0.0000 | 0.0000 | 0.0000 | 0.0000 | 0.0000 | 0.0000 |
| LIBRAMIENTO DE SAN GERMAN | # ACCIDENTES | | | | | | | | | | |
| | # MUERTOS | | | | | | | | | | |
| | # HERIDOS | | | | | | | | | | |
| | DAÑOS MATERIALES (MILLONES $) | 0.0000 | 0.0000 | 0.0000 | 0.0000 | 0.0000 | 0.0000 | 0.0000 | 0.0000 | 0.0000 | 0.0000 |
| ENT. TULA - CD. VICTORIA LIM. EDOS. SLP/TAMPS - CD. VICTORIA | # ACCIDENTES | | 1 | | | | | | | | 1 |
| | # MUERTOS | | 2 | | | | | | | | 2 |
| | # HERIDOS | | 3 | | | | | | | | |
| | DAÑOS MATERIALES (MILLONES $) | 0.0000 | 0.0600 | 0.0000 | 0.0000 | 0.0000 | 0.0000 | 0.0000 | 0.0000 | 0.0000 | 0.0600 |
| SANTANDER JIMENEZ - ABASOLO | # ACCIDENTES | | | | | | | | | | |
| | # MUERTOS | | | | | | | | | | |
| | # HERIDOS | | | | | | | | | | |
| | DAÑOS MATERIALES (MILLONES $) | 0.0000 | 0.0000 | 0.0000 | 0.0000 | 0.0000 | 0.0000 | 0.0000 | 0.0000 | 0.0000 | 0.0000 |

# *ACCIDENTES EN PERIODOS FESTIVOS*
## *( 2 0 0 4 )*

***T A M A U L I P A S***

| CARRETERA Y TRAMO | SALDOS | AÑO NUEVO 01/01/04 AL 02/01/04 | 5 DE FEBRERO 04/02/04 AL 06/02/04 | 21 DE MARZO 20/03/04 AL 23/03/04 | SEMANA SANTA 07/04/04 AL 12/04/04 | DIA DEL TRABAJO 30/04/04 AL 03/05/03 | 5 DE MAYO 04/05/04 AL 06/05/04 | DIA DE LA INDEPENDENCIA 15/09/04 AL 17/09/04 | DIA DE MUERTOS 29/10/04 AL 03/11/04 | DIA DE LA REVOLUCION 19/11/04 AL 22/11/04 | NAVIDAD 22/12/04 AL 27/12/04 |
|---|---|---|---|---|---|---|---|---|---|---|---|
| EST. MANUEL - LA COMA | # ACCIDENTES | | 1 | 1 | | 1 | | | 4 | | 1 |
| | # MUERTOS | | | | | | | | | | |
| | # HERIDOS | | 1 | 3 | | | | | 6 | | 1 |
| | DAÑOS MATERIALES (MILLONES $) | 0.0000 | 0.0800 | 0.0240 | 0.0000 | 0.0800 | 0.0000 | 0.0000 | 0.0500 | 0.0000 | 0.0080 |
| AUT. MATAMOROS - REYNOSA ( D ) | # ACCIDENTES | | | | | | | | 1 | 1 | |
| | # MUERTOS | | | | | | | | | | |
| | # HERIDOS | | | | | | | | 2 | | |
| | DAÑOS MATERIALES (MILLONES $) | 0.0000 | 0.0000 | 0.0000 | 0.0000 | 0.0000 | 0.0000 | 0.0000 | 0.0300 | 0.0100 | 0.0000 |
| LIBRAMIENTO PONIENTE DE TAMPICO ( D ) | # ACCIDENTES | | | | | | | | | | |
| | # MUERTOS | | | | | | | | | | |
| | # HERIDOS | | | | | | | | | | |
| | DAÑOS MATERIALES (MILLONES $) | 0.0000 | 0.0000 | 0.0000 | 0.0000 | 0.0000 | 0.0000 | 0.0000 | 0.0000 | 0.0000 | 0.0000 |

*TOTAL DE ACCIDENTES EN PERIODOS FESTIVOS*

| | | | | | | | | | | | |
|---|---|---|---|---|---|---|---|---|---|---|---|
| **T A M A U L I P A S** | # ACCIDENTES | 3 | 6 | 5 | 12 | 5 | 2 | 3 | 14 | 12 | 24 |
| | # MUERTOS | 1 | 2 | 2 | 9 | | | | 1 | 1 | 2 |
| | # HERIDOS | 4 | 9 | 5 | 28 | 6 | 2 | 2 | 10 | 17 | 21 |
| | DAÑOS MATERIALES (MILLONES $) | 0.1050 | 0.2270 | 0.2980 | 0.2940 | 0.3120 | 0.1580 | 0.0410 | 0.2920 | 0.5200 | 0.8200 |

# *ACCIDENTES POR KILOMETRO*
# *( 2004 )*

**CARRETERA : MATAMOROS - PLAYA LAURO VILLAR (MEX. 02)**
**TRAMO: MATAMOROS - PLAYA LAURO VILLAR**

**DEL KM: 0+000**
**AL KM: 35+000**

| KILOMETRO | MUERTOS | HERIDOS | DAÑOS MATERIALES ($) | CONDUCTOR | PEAO | PASAJERO | VEHICULO | CAMINO | GANADO | ANATURAL |
|---|---|---|---|---|---|---|---|---|---|---|
| 0 | | 02 | 0 | | | 01 | | | | |
| | | 02 | 8,000 | 01 | | 01 | | | | |
| 5 | | | | | | | | | | |
| 10 | 01 | 03 | 14,000 | 01 | | 01 | | | | |
| | | 05 | 13,000 | 02 | | | | | | |
| | | 02 | 12,000 | 01 | | | | | | |
| 15 | 01 | 01 | 20,000 | 01 | | | | | | |
| 20 | | 02 | 10,000 | 01 | | | | | | |
| | | 04 | 37,000 | 01 | | | | | | |
| 25 | 01 | 02 | 20,000 | 01 | | | | | | |
| | | 03 | 10,000 | 01 | | | | | | |
| | | | 3,000 | 01 | | | | | | |
| 30 | | 03 | 8,000 | 01 | | | | | | |
| | | 01 | 18,000 | 01 | | | | | | |
| 35 | 01 | | 27,000 | 01 | | | | | | |
| | | 02 | 20,000 | 01 | | | | | | |

SALDOS

CAUSAS

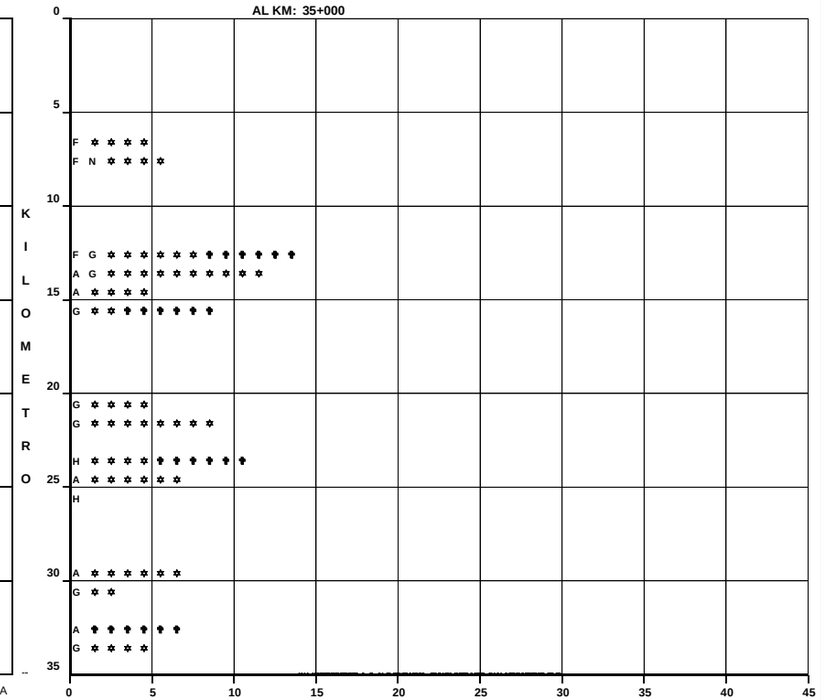


**DEL KM: 35+000**
**AL KM: 37+000**

| KILOMETRO | MUERTOS | HERIDOS | DAÑOS MATERIALES ($) | CONDUCTOR | PEAO | PASAJERO | VEHICULO | CAMINO | GANADO | ANATURAL |
|---|---|---|---|---|---|---|---|---|---|---|
| 35 | | 01 | 1,000 | | | 01 | | | | |

SALDOS

CAUSAS

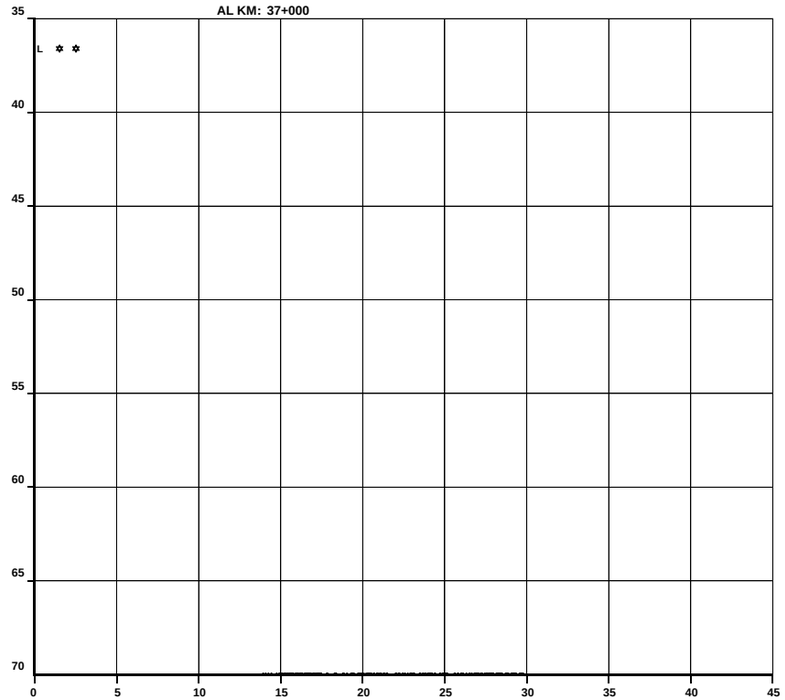


| CLAVE | CLASIFICACION DEL ACCIDENTE | CLAVE | CLASIFICACION DEL ACCIDENTE |
|---|---|---|---|
| A | SALIDA DEL CAMINO | COLISION SOBRE EL CAMINO | |
| | | G | OTRO VEHICULO MOTOR EN TRANSITO |
| SIN COLISION SOBRE EL CAMINO | | H | OTRO VEHICULO MOTOR POR ALCANCE |
| B | VOLCADURA | J | VEHICULO MOTOR ESTACIONADO |
| C | CAIDA DE PASAJERO | K | FERROCARRIL |
| D | INCENDIO | L | BICICLETA |
| E | OTROS | M | ANIMAL |
| COLISION SOBRE EL CAMINO | | N | OBJETO FIJO |
| F | PEATON (ATROPELLAMIENTO) | O | OTROS OBJETOS |

ACCIDENTES EQUIVALENTES A DAÑOS MATERIALES
✝ UN MUERTO = 6 ACCIDENTES
✲ UN HERIDO = 2 ACCIDENTES

# *ACCIDENTES POR KILOMETRO*
# *( 2004 )*

**CARRETERA : MATAMOROS - REYNOSA (MEX. 02)**
**TRAMO: MATAMOROS - REYNOSA**

**DEL KM: 0+000**
**AL KM: 35+000**

| KILOMETRO | MUERTOS | HERIDOS | DAÑOS MATERIALES ($) | CONDUCTOR | PEAON | VEHICULO | CAMINO | GANADO | ANATURAL |
|---|---|---|---|---|---|---|---|---|---|
| 0.000 – 0.999 | | 02 | 32,000 | 02 | | | | | |
| | | 08 | 40,000 | 04 | 01 | 01 | | | |
| | | | 80,000 | 02 | | | | | |
| 1.000 – 1.999 | | 02 | 40,000 | 02 | | | | | |
| | 01 | 03 | 92,000 | 01 | 01 | | | | 01 |
| | | 01 | 30,000 | 01 | | | | | |
| 2.000 – 2.999 | | 02 | 60,000 | | | | | 01 | |
| | | 01 | 69,000 | 01 | | | | | 02 |
| | | | 13,000 | 01 | | | | | |
| 3.000 – 3.999 | | 01 | 70,000 | 01 | | | | | |
| 4.000 – 4.999 | 01 | | 2,000 | | 01 | | | | |
| | | 02 | 33,000 | 01 | | | | | |
| | | 03 | 180,000 | 02 | | | | | 01 |
| 5.000 – 5.999 | | | 50,000 | 01 | | | | | |
| | | | 17,000 | 01 | | | | | |
| 6.000 – 6.999 | 01 | 01 | 18,000 | 01 | | | | | |
| | | 04 | 17,000 | 01 | | | | | |
| 7.000 – 7.999 | 01 | 05 | 55,000 | 01 | | | | | |

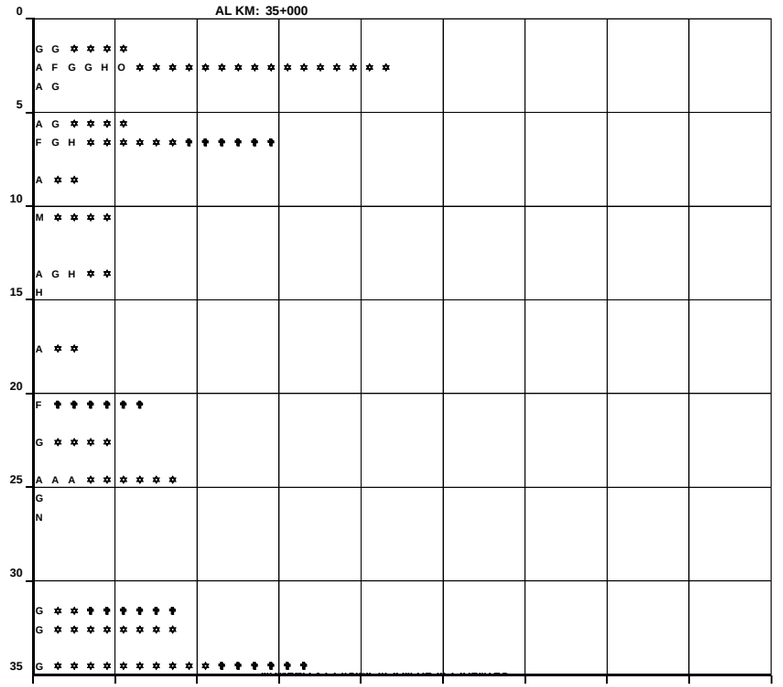


**DEL KM: 35+000**
**AL KM: 70+000**

| KILOMETRO | MUERTOS | HERIDOS | DAÑOS MATERIALES ($) | CONDUCTOR | PEAON | VEHICULO | CAMINO | GANADO | ANATURAL |
|---|---|---|---|---|---|---|---|---|---|
| 7.000 – 7.999 | | 01 | 15,000 | 01 | | | | | |
| | 01 | | 30,000 | 02 | | | | | |
| | 06 | 05 | 40,000 | 01 | | | | | |
| 8.000 – 8.999 | | | | | | | | | |
| 9.000 – 9.999 | | 02 | 165,000 | 02 | | | | | |
| 10.000 – 10.999 | 01 | 04 | 16,000 | 01 | | | | | |
| 11.000 – 11.999 | 03 | 05 | 44,000 | 02 | | | | | |
| 12.000 – 12.999 | | 05 | 155,000 | 04 | | | | | |
| | | | 60,000 | 01 | | | | | |
| | | 02 | 60,000 | 02 | | | | | |
| | | 03 | 48,000 | 02 | | | | | |
| 13.000 – 13.999 | 02 | 03 | 75,000 | 02 | | | | | |
| | | 04 | 61,000 | 02 | | | | | |
| | | | 30,000 | 01 | | | | | |
| 14.000 – 14.999 | | | | | | | | | |

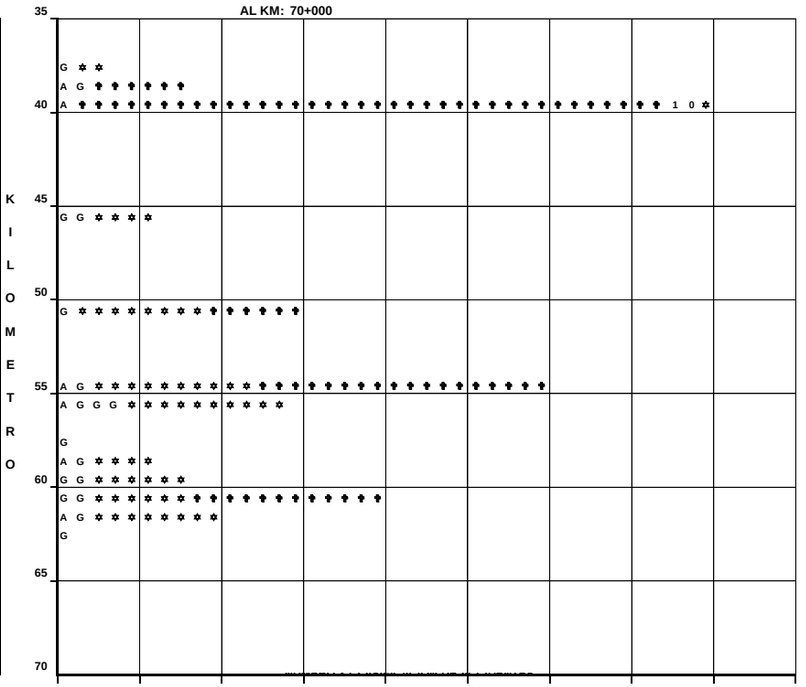


| CLAVE | CLASIFICACION DEL ACCIDENTE | CLAVE | CLASIFICACION DEL ACCIDENTE |
|---|---|---|---|
| A | SALIDA DEL CAMINO | COLISION SOBRE EL CAMINO | |
| | | G | OTRO VEHICULO MOTOR EN TRANSITO |
| SIN COLISION SOBRE EL CAMINO | | H | OTRO VEHICULO MOTOR POR ALCANCE |
| B | VOLCADURA | J | VEHICULO MOTOR ESTACIONADO |
| C | CAIDA DE PASAJERO | K | FERROCARRIL |
| D | INCENDIO | L | BICICLETA |
| E | OTROS | M | ANIMAL |
| COLISION SOBRE EL CAMINO | | N | OBJETO FIJO |
| F | PEATON (ATROPELLAMIENTO) | O | OTROS OBJETOS |

ACCIDENTES EQUIVALENTES A DAÑOS MATERIALES
✝ UN MUERTO = 6 ACCIDENTES
✲ UN HERIDO = 2 ACCIDENTES

# *ACCIDENTES POR KILOMETRO*
# *( 2004 )*

**CARRETERA : MATAMOROS - REYNOSA (MEX. 02)**
**TRAMO: MATAMOROS - REYNOSA**

**DEL KM: 70+000**
**AL KM: 91+800**

| SALDOS: MUERTOS | SALDOS: HERIDOS | SALDOS: DAÑOS MATERIALES ($) | CAUSAS: CONDUCTOR | CAUSAS: PEATON | CAUSAS: VEHICULO | CAUSAS: CAMINO | CAUSAS: GANADO | CAUSAS: ANATURAL | KILOMETRO | Clave |
|---|---|---|---|---|---|---|---|---|---|---|
| | 03 | 68,000 | 03 | | | | | | 70 | A E N ✲ ✲ ✲ ✲ ✲ ✲ |
| | | 2,000 | 01 | | | | | | | N |
| | | 23,000 | 02 | | | | | | 75 | A H |
| | 01 | 46,000 | 02 | | | | | | | A G ✲ ✲ |
| | 04 | 127,000 | 01 | | | | | 01 | | B G ✲ ✲ ✲ ✲ ✲ ✲ ✲ ✲ |
| | 02 | 9,000 | 03 | | | | | | | A A J ✲ ✲ ✲ ✲ |
| | 01 | 30,000 | 02 | | | | | | 80 | A G ✲ ✲ |
| | 02 | 66,000 | 02 | | | 01 | | | | G H H ✲ ✲ ✲ ✲ |
| | 04 | 92,000 | 02 | 01 | | | | | | F H J ✲ ✲ ✲ ✲ ✲ ✲ ✲ ✲ |
| | 01 | 48,000 | 02 | 01 | | | | | | F G H ✲ ✲ |
| | 01 | 6,000 | | 01 | | | | 01 | 85 | F N ✲ ✲ |
| | 05 | 146,000 | 02 | | | | | | | G G ✲ ✲ ✲ ✲ ✲ ✲ ✲ ✲ ✲ ✲ ✲ |
| | 01 | 21,000 | 03 | | | | | | | G G H ✲ ✲ |
| | | 65,000 | 01 | | | | | | 90 | N |
| | | | | | | | | | 95 | |
| | | | | | | | | | 100 | |
| | | | | | | | | | 105 | |

0 5 10 15 20 25 30 35 40 45

**NUMERO Y CLASIFICACION DE ACCIDENTES**

| SALDOS: MUERTOS | SALDOS: HERIDOS | SALDOS: DAÑOS MATERIALES ($) | CAUSAS: CONDUCTOR | CAUSAS: PEATON | CAUSAS: VEHICULO | CAUSAS: CAMINO | CAUSAS: GANADO | CAUSAS: ANATURAL | KILOMETRO |
|---|---|---|---|---|---|---|---|---|---|

0 5 10 15 20 25 30 35 40 45

**NUMERO Y CLASIFICACION DE ACCIDENTES**

| CLAVE | CLASIFICACION DEL ACCIDENTE | CLAVE | CLASIFICACION DEL ACCIDENTE |
|---|---|---|---|
| A | SALIDA DEL CAMINO | COLISION SOBRE EL CAMINO | |
| | | G | OTRO VEHICULO MOTOR EN TRANSITO |
| SIN COLISION SOBRE EL CAMINO | | H | OTRO VEHICULO MOTOR POR ALCANCE |
| B | VOLCADURA | J | VEHICULO MOTOR ESTACIONADO |
| C | CAIDA DE PASAJERO | K | FERROCARRIL |
| D | INCENDIO | L | BICICLETA |
| E | OTROS | M | ANIMAL |
| COLISION SOBRE EL CAMINO | | N | OBJETO FIJO |
| F | PEATON (ATROPELLAMIENTO) | O | OTROS OBJETOS |

ACCIDENTES EQUIVALENTES A DAÑOS MATERIALES
✝ UN MUERTO = 6 ACCIDENTES
✲ UN HERIDO = 2 ACCIDENTES

# ACCIDENTES POR KILOMETRO
# ( 2 0 0 4 )

**CARRETERA : REYNOSA - NUEVO LAREDO (MEX. 02)**
**TRAMO: REYNOSA - T.C. (MONTERREY - NUEVO LAREDO)**

**DEL KM: 2+100**
**AL KM: 35+000**

| SALDOS: MUERTOS | SALDOS: HERIDOS | DAÑOS MATERIALES ($) | CAUSAS: CONDUCTOR | CAUSAS: PEATON O PASAJERO | CAUSAS: VEHICULO | CAUSAS: CAMINO | CAUSAS: GANADO | CAUSAS: AGENTE NATURAL | NUMERO Y CLASIFICACION DE ACCIDENTES |
|---|---|---|---|---|---|---|---|---|---|
| 01 | 08 | 331,000 | 03 | | | | | | A G L ✡ ✡ ✡ ✡ ✡ ✡ ✡ ✡ ✡ ✡ ✡ ✡ ✡ ✡ ✡ ✡ ✞ ✞ ✞ ✞ ✞ ✞ |
| | 06 | 37,000 | 02 | | | 01 | | | A G G ✡ ✡ ✡ ✡ ✡ ✡ ✡ ✡ ✡ ✡ ✡ ✡ |
| | 01 | 12,000 | 01 | | | | | | G ✡ ✡ |
| | 01 | 10,000 | 01 | | | | | | H ✡ ✡ |
| 01 | | 59,000 | 02 | | | | | | G G ✞ ✞ ✞ ✞ ✞ ✞ |
| | 03 | 571,000 | 04 | | | | | | G G N N ✡ ✡ ✡ ✡ ✡ ✡ |
| 02 | | 300,000 | 03 | | | | | | A G G ✞ ✞ ✞ ✞ ✞ ✞ ✞ ✞ ✞ ✞ ✞ ✞ |
| 01 | 03 | 200,000 | 02 | | | | | | G G ✡ ✡ ✡ ✡ ✡ ✡ ✞ ✞ ✞ ✞ ✞ ✞ |
| | | 60,000 | 01 | | | | | | H |
| | 01 | 200,000 | 01 | | | | | | G ✡ ✡ |
| | 08 | 30,000 | 01 | | | | | | G ✡ ✡ ✡ ✡ ✡ ✡ ✡ ✡ ✡ ✡ ✡ ✡ ✡ ✡ ✡ ✡ |
| | 01 | 20,000 | 01 | | | | | | G ✡ ✡ |
| | | 10,000 | 01 | | | | | | G |
| | | 27,000 | 02 | | | | | | G H |
| | 01 | 2,000 | 01 | | | | | | L ✡ ✡ |
| | | 50,000 | 02 | | | | | | A G |

KILOMETRO: 0 – 35

NUMERO Y CLASIFICACION DE ACCIDENTES: 0 5 10 15 20 25 30 35 40 45

**DEL KM: 35+000**
**AL KM: 70+000**

| SALDOS: MUERTOS | SALDOS: HERIDOS | DAÑOS MATERIALES ($) | CAUSAS: CONDUCTOR | CAUSAS: PEATON O PASAJERO | CAUSAS: VEHICULO | CAUSAS: CAMINO | CAUSAS: GANADO | CAUSAS: AGENTE NATURAL | NUMERO Y CLASIFICACION DE ACCIDENTES |
|---|---|---|---|---|---|---|---|---|---|
| | 02 | 140,000 | 01 | | | | | | G ✡ ✡ ✡ ✡ |
| | 03 | 50,000 | 01 | | | | | | G ✡ ✡ ✡ ✡ ✡ ✡ |
| 01 | 03 | 380,000 | 02 | | | | | | A G ✡ ✡ ✡ ✡ ✡ ✡ ✞ ✞ ✞ ✞ ✞ ✞ |
| | | 6,000 | 01 | | | | | | G |
| | 01 | 20,000 | | | | 01 | | | A ✡ ✡ |
| 02 | 03 | 131,000 | 01 | | | | | | G ✡ ✡ ✡ ✡ ✡ ✡ ✞ ✞ ✞ ✞ ✞ ✞ ✞ ✞ ✞ ✞ ✞ ✞ |
| | 01 | 45,000 | 02 | | | | | 01 | A K K ✡ ✡ |
| | 01 | 7,000 | 01 | | | | | | A ✡ ✡ |
| | | 5,000 | 01 | | | | | | G |
| | 02 | 102,000 | 03 | | 01 | | | | A A G G ✡ ✡ ✡ ✡ |
| | | 43,000 | 02 | | | | | | A H |
| | 06 | 154,000 | 01 | | 01 | | | | A H ✡ ✡ ✡ ✡ ✡ ✡ ✡ ✡ ✡ ✡ ✡ ✡ |
| | | 30,000 | 01 | | | | | | A |
| | 01 | 190,000 | 01 | | | | | | G ✡ ✡ |
| | | 70,000 | | | | 01 | | | A |
| | 04 | 30,000 | 01 | | | | | | G ✡ ✡ ✡ ✡ ✡ ✡ ✡ ✡ |
| | 03 | 82,000 | 02 | | | | | | A N ✡ ✡ ✡ ✡ ✡ ✡ |
| 03 | 04 | 207,000 | 02 | | | | | | A G ✡ ✡ ✡ ✡ ✡ ✡ ✡ ✡ ✞ ✞ ✞ ✞ ✞ ✞ ✞ ✞ ✞ ✞ ✞ ✞ ✞ ✞ ✞ ✞ ✞ ✞ |
| | | 75,000 | 01 | | | | | 01 | A A |
| | | 10,000 | 01 | | | | | | A |

KILOMETRO: 35 – 70

NUMERO Y CLASIFICACION DE ACCIDENTES: 0 5 10 15 20 25 30 35 40 45

| CLAVE | CLASIFICACION DEL ACCIDENTE | CLAVE | CLASIFICACION DEL ACCIDENTE |
|---|---|---|---|
| A | SALIDA DEL CAMINO | | COLISION SOBRE EL CAMINO |
| | | G | OTRO VEHICULO MOTOR EN TRANSITO |
| | SIN COLISION SOBRE EL CAMINO | H | OTRO VEHICULO MOTOR POR ALCANCE |
| B | VOLCADURA | J | VEHICULO MOTOR ESTACIONADO |
| C | CAIDA DE PASAJERO | K | FERROCARRIL |
| D | INCENDIO | L | BICICLETA |
| E | OTROS | M | ANIMAL |
| | COLISION SOBRE EL CAMINO | N | OBJETO FIJO |
| F | PEATON (ATROPELLAMIENTO) | O | OTROS OBJETOS |

ACCIDENTES EQUIVALENTES A DAÑOS MATERIALES
✞ UN MUERTO = 6 ACCIDENTES
✡ UN HERIDO = 2 ACCIDENTES

# ACCIDENTES POR KILOMETRO
## ( 2004 )

**CARRETERA : REYNOSA - NUEVO LAREDO (MEX. 02)**
**TRAMO: REYNOSA - T.C. (MONTERREY - NUEVO LAREDO)**

**DEL KM: 70+000**
**AL KM: 105+000**

| KILOMETRO | MUERTOS | HERIDOS | DAÑOS MATERIALES ($) | CONDUCTOR | PEAO | VEHICULO | CAMINO | GANADO | ANATURAL |
|---|---|---|---|---|---|---|---|---|---|
| 70–75 | 02 | 04 | 82,000 | 03 | | 01 | | | |
| | 02 | 02 | 80,000 | 02 | | | | | |
| | 01 | 02 | 44,000 | 03 | | | | | |
| 75–80 | 01 | 04 | 98,000 | 02 | | | | | |
| | 01 | 03 | 35,000 | 01 | | | | | 01 |
| | | 01 | 34,000 | 02 | | | | | |
| 80–85 | | | 28,000 | 01 | | | | | |
| | | 03 | 96,000 | 01 | | | | | |
| | | | 30,000 | 01 | | | | | |
| 85–90 | | | | | | | | | |
| 90–95 | | | | | | | | | |
| 95–100 | | 03 | 31,000 | 01 | | | | | |
| 100–105 | | 04 | 40,000 | 02 | | | | | |
| | | 01 | 19,000 | 02 | | | | | |
| | | 05 | 33,000 | 02 | | | | | |
| 105–110 | | 07 | 114,000 | 02 | | | | | |

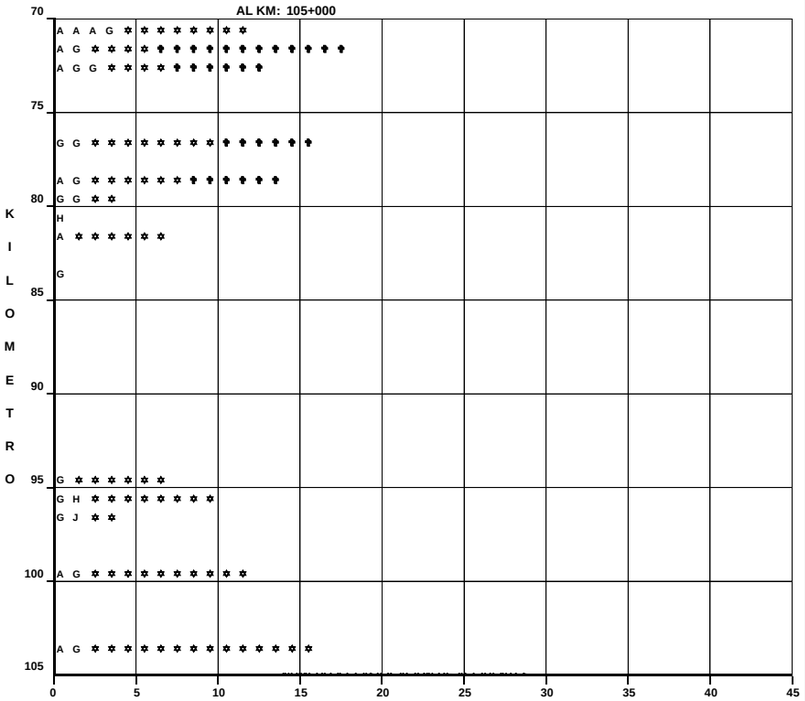


**NUMERO Y CLASIFICACION DE ACCIDENTES**

**DEL KM: 105+000**
**AL KM: 140+000**

| KILOMETRO | MUERTOS | HERIDOS | DAÑOS MATERIALES ($) | CONDUCTOR | PEAO | VEHICULO | CAMINO | GANADO | ANATURAL |
|---|---|---|---|---|---|---|---|---|---|
| 105–110 | | 06 | 19,000 | 01 | | | | | |
| 110–115 | | 03 | 5,000 | 01 | | | | | |
| 115–120 | | | 24,000 | 02 | | | | | |
| 120–125 | | | 26,000 | 01 | | | | | |
| 125–130 | | | | | | | | | |
| 130–135 | | 04 | 60,000 | 01 | | | | | |
| 135–140 | | | 35,000 | 01 | | | | | |
| 140 | | | 9,000 | 01 | | | | | |

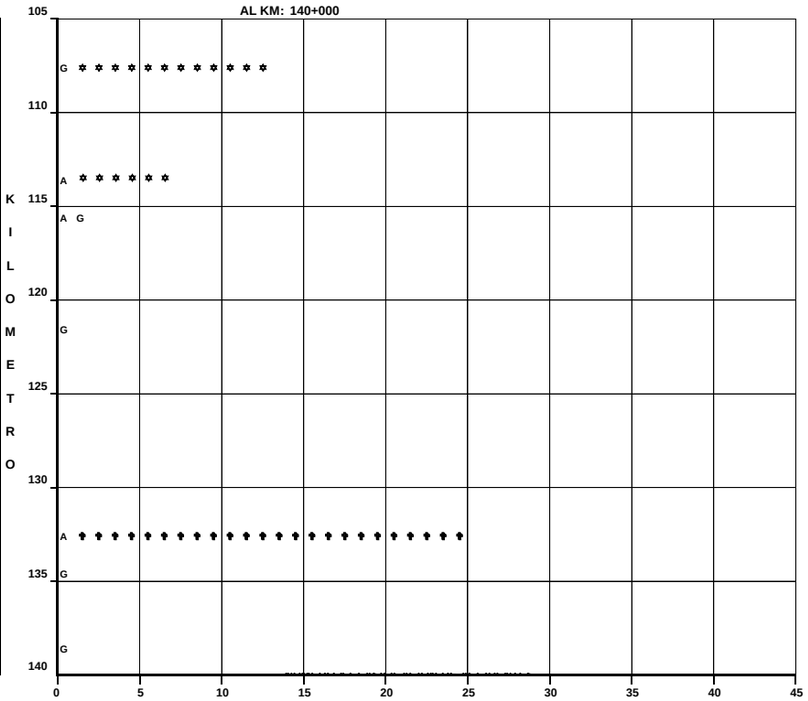


**NUMERO Y CLASIFICACION DE ACCIDENTES**

| CLAVE | CLASIFICACION DEL ACCIDENTE | CLAVE | CLASIFICACION DEL ACCIDENTE |
|---|---|---|---|
| A | SALIDA DEL CAMINO | COLISION SOBRE EL CAMINO | |
| | | G | OTRO VEHICULO MOTOR EN TRANSITO |
| SIN COLISION SOBRE EL CAMINO | | H | OTRO VEHICULO MOTOR POR ALCANCE |
| B | VOLCADURA | J | VEHICULO MOTOR ESTACIONADO |
| C | CAIDA DE PASAJERO | K | FERROCARRIL |
| D | INCENDIO | L | BICICLETA |
| E | OTROS | M | ANIMAL |
| COLISION SOBRE EL CAMINO | | N | OBJETO FIJO |
| F | PEATON (ATROPELLAMIENTO) | O | OTROS OBJETOS |

ACCIDENTES EQUIVALENTES A DAÑOS MATERIALES
✟ UN MUERTO = 6 ACCIDENTES
✡ UN HERIDO = 2 ACCIDENTES

# *ACCIDENTES POR KILOMETRO*
# *( 2004 )*

**CARRETERA : REYNOSA - NUEVO LAREDO (MEX. 02)**
**TRAMO: REYNOSA - T.C. (MONTERREY - NUEVO LAREDO)**

**DEL KM: 140+000**
**AL KM: 175+000**

| KILOMETRO | MUERTOS | HERIDOS | DAÑOS MATERIALES ($) | CONDUCTOR | PEAO | VEHICULO | CAMINO | GANADO | ANATURAL |
|---|---|---|---|---|---|---|---|---|---|
| 140-145 | | | 93,000 | 02 | | | | | |
| | | 02 | 0 | 01 | | | | | |
| | | | 1,000 | | | 01 | | | |
| | | 03 | 10,000 | 01 | | | | | |
| 145-150 | | | | | | | | | |
| 150-155 | | | 10,000 | 01 | | | | | |
| 155-160 | | | | | | | | | |
| 160-165 | 01 | 01 | 40,000 | 01 | | | | | |
| | | | 100,000 | 01 | | | | | |
| 165-170 | | | | | | | | | |
| 170-175 | | | | | | | | | |

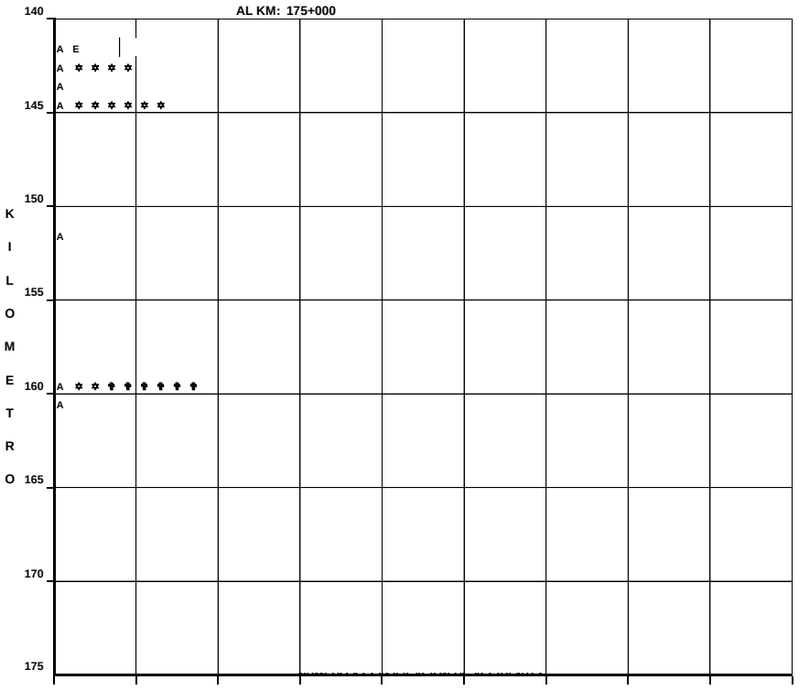


NUMERO Y CLASIFICACION DE ACCIDENTES

**DEL KM: 175+000**
**AL KM: 210+000**

| KILOMETRO | MUERTOS | HERIDOS | DAÑOS MATERIALES ($) | CONDUCTOR | PEAO | VEHICULO | CAMINO | GANADO | ANATURAL |
|---|---|---|---|---|---|---|---|---|---|
| 175-180 | | | 100,000 | 01 | | | | | |
| | 01 | | 70,000 | 01 | | | | | |
| | | | 20,000 | 01 | | | | | |
| 180-185 | | 02 | 20,000 | 01 | | | | | |
| | | | 10,000 | 01 | | | | | |
| 185-190 | | | | | | | | | |
| 190-195 | | 01 | 15,000 | 01 | | | | | |
| 195-200 | | 03 | 20,000 | 01 | | | | | |
| | | 02 | 40,000 | 01 | | | | | |
| 200-205 | | | | | | | | | |
| 205-210 | | | | | | | | | |

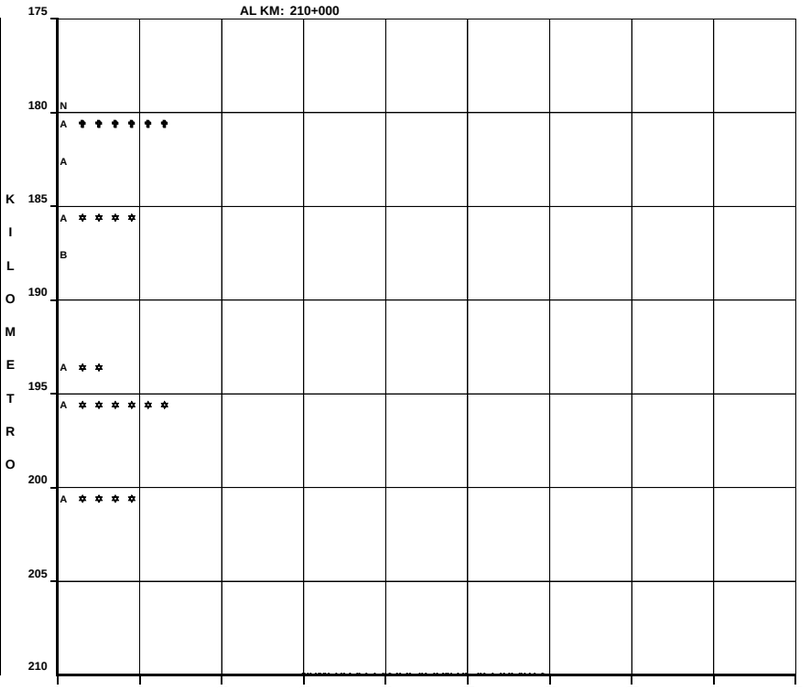


NUMERO Y CLASIFICACION DE ACCIDENTES

| CLAVE | CLASIFICACION DEL ACCIDENTE | CLAVE | CLASIFICACION DEL ACCIDENTE |
|---|---|---|---|
| A | SALIDA DEL CAMINO | COLISION SOBRE EL CAMINO | |
| | | G | OTRO VEHICULO MOTOR EN TRANSITO |
| SIN COLISION SOBRE EL CAMINO | | H | OTRO VEHICULO MOTOR POR ALCANCE |
| B | VOLCADURA | J | VEHICULO MOTOR ESTACIONADO |
| C | CAIDA DE PASAJERO | K | FERROCARRIL |
| D | INCENDIO | L | BICICLETA |
| E | OTROS | M | ANIMAL |
| COLISION SOBRE EL CAMINO | | N | OBJETO FIJO |
| F | PEATON (ATROPELLAMIENTO) | O | OTROS OBJETOS |

ACCIDENTES EQUIVALENTES A DAÑOS MATERIALES
✝ UN MUERTO = 6 ACCIDENTES
✲ UN HERIDO = 2 ACCIDENTES

# *ACCIDENTES POR KILOMETRO*
# *( 2004 )*

**CARRETERA : REYNOSA - NUEVO LAREDO (MEX. 02)**
**TRAMO: REYNOSA - T.C. (MONTERREY - NUEVO LAREDO)**

**DEL KM: 210+000**
**AL KM: 221+100**

| KILOMETRO | MUERTOS | HERIDOS | DAÑOS MATERIALES ($) | CONDUCTOR | PEAO PAS | VEHICULO | CAMINO | GANADO | ANTURAL |
|---|---|---|---|---|---|---|---|---|---|
| 210 | | 01 | 80,000 | 01 | | | | | |
| | | | 25,000 | 01 | | | | | |
| | | | 17,000 | 01 | | | | | |
| 215 | | 03 | 7,000 | 01 | | | | | |
| 220 | | | 10,000 | 01 | | | | | |
| 225 | | | | | | | | | |
| 230 | | | | | | | | | |
| 235 | | | | | | | | | |
| 240 | | | | | | | | | |
| 245 | | | | | | | | | |

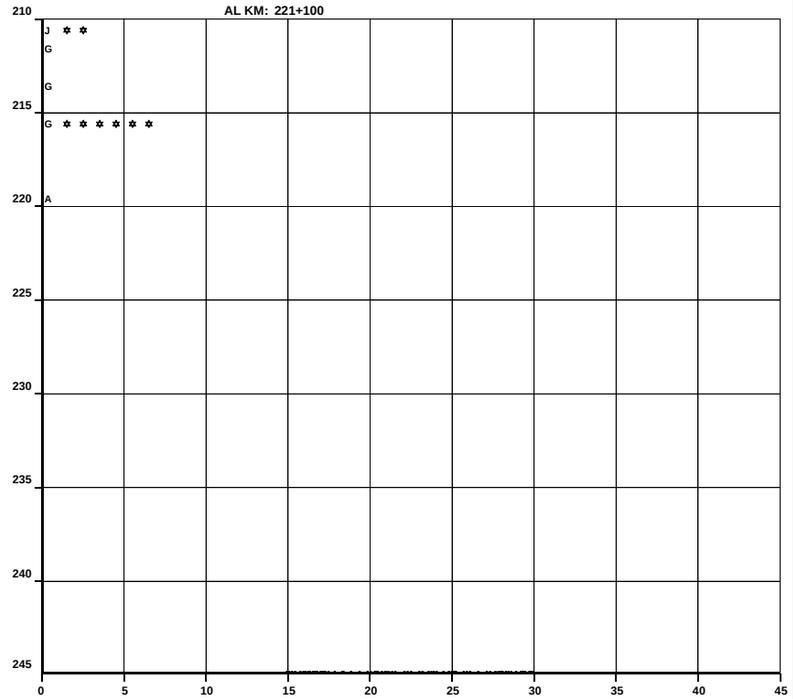


NUMERO Y CLASIFICACION DE ACCIDENTES

| KILOMETRO | MUERTOS | HERIDOS | DAÑOS MATERIALES ($) | CONDUCTOR | PEAO PAS | VEHICULO | CAMINO | GANADO | ANTURAL |
|---|---|---|---|---|---|---|---|---|---|
| | | | | | | | | | |
| | | | | | | | | | |
| | | | | | | | | | |
| | | | | | | | | | |
| | | | | | | | | | |
| | | | | | | | | | |
| | | | | | | | | | |

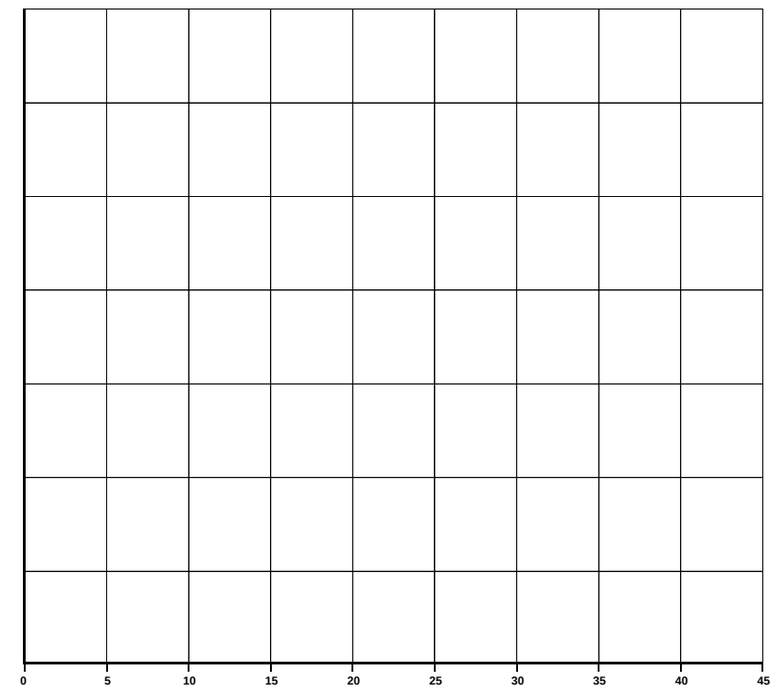


NUMERO Y CLASIFICACION DE ACCIDENTES

| CLAVE | CLASIFICACION DEL ACCIDENTE | CLAVE | CLASIFICACION DEL ACCIDENTE |
|---|---|---|---|
| **A** | SALIDA DEL CAMINO | COLISION SOBRE EL CAMINO | |
| | | **G** | OTRO VEHICULO MOTOR EN TRANSITO |
| SIN COLISION SOBRE EL CAMINO | | **H** | OTRO VEHICULO MOTOR POR ALCANCE |
| **B** | VOLCADURA | **J** | VEHICULO MOTOR ESTACIONADO |
| **C** | CAIDA DE PASAJERO | **K** | FERROCARRIL |
| **D** | INCENDIO | **L** | BICICLETA |
| **E** | OTROS | **M** | ANIMAL |
| COLISION SOBRE EL CAMINO | | **N** | OBJETO FIJO |
| **F** | PEATON (ATROPELLAMIENTO) | **O** | OTROS OBJETOS |

ACCIDENTES EQUIVALENTES A DAÑOS MATERIALES
✟ UN MUERTO = 6 ACCIDENTES
✡ UN HERIDO = 2 ACCIDENTES

# *ACCIDENTES POR KILOMETRO*
# *( 2004 )*

**CARRETERA : LIBRAMIENTO DE CAMARGO (MEX. 02)**
**TRAMO: CAMARGO - MIGUEL ALEMAN**

**DEL KM: 0+000**
**AL KM: 4+500**

| SALDOS | | | CAUSAS | | | | | | KILOMETRO |
|---|---|---|---|---|---|---|---|---|---|
| MUERTOS | HERIDOS | DAÑOS MATERIALES ($) | CONDUCTOR | PEAO PAS | VEHICULO | CAMINO | GANADO | ANATURAL | |
| | | 25,000 | 01 | | | | | | 0 G |
| | | 35,000 | 01 | | | | | | G |
| | | 27,000 | 01 | | | | | | H |
| | | | | | | | | | 5 |
| | | | | | | | | | 10 |
| | | | | | | | | | 15 |
| | | | | | | | | | 20 |
| | | | | | | | | | 25 |
| | | | | | | | | | 30 |

0 5 10 15 20 25 30 35 40 45

**NUMERO Y CLASIFICACION DE ACCIDENTES**

| SALDOS | | | CAUSAS | | | | | | KILOMETRO |
|---|---|---|---|---|---|---|---|---|---|
| MUERTOS | HERIDOS | DAÑOS MATERIALES ($) | CONDUCTOR | PEAO PAS | VEHICULO | CAMINO | GANADO | ANATURAL | |

0 5 10 15 20 25 30 35 40 45

**NUMERO Y CLASIFICACION DE ACCIDENTES**

| CLAVE | CLASIFICACION DEL ACCIDENTE | CLAVE | CLASIFICACION DEL ACCIDENTE |
|---|---|---|---|
| A | SALIDA DEL CAMINO | COLISION SOBRE EL CAMINO | |
| | | G | OTRO VEHICULO MOTOR EN TRANSITO |
| SIN COLISION SOBRE EL CAMINO | | H | OTRO VEHICULO MOTOR POR ALCANCE |
| B | VOLCADURA | J | VEHICULO MOTOR ESTACIONADO |
| C | CAIDA DE PASAJERO | K | FERROCARRIL |
| D | INCENDIO | L | BICICLETA |
| E | OTROS | M | ANIMAL |
| COLISION SOBRE EL CAMINO | | N | OBJETO FIJO |
| F | PEATON (ATROPELLAMIENTO) | O | OTROS OBJETOS |

ACCIDENTES EQUIVALENTES A DAÑOS MATERIALES
✝ UN MUERTO = 6 ACCIDENTES
✡ UN HERIDO = 2 ACCIDENTES

# *ACCIDENTES POR KILOMETRO*
# *( 2 0 0 4 )*

**CARRETERA : PARAS - NUEVA CIUDAD GUERRERO (MEX. 30)**
**TRAMO: LIM. EDOS. N. L./TAM. - NUEVA CIUDAD GUERRERO**

**DEL KM: 13+100**
**AL KM: 30+100**

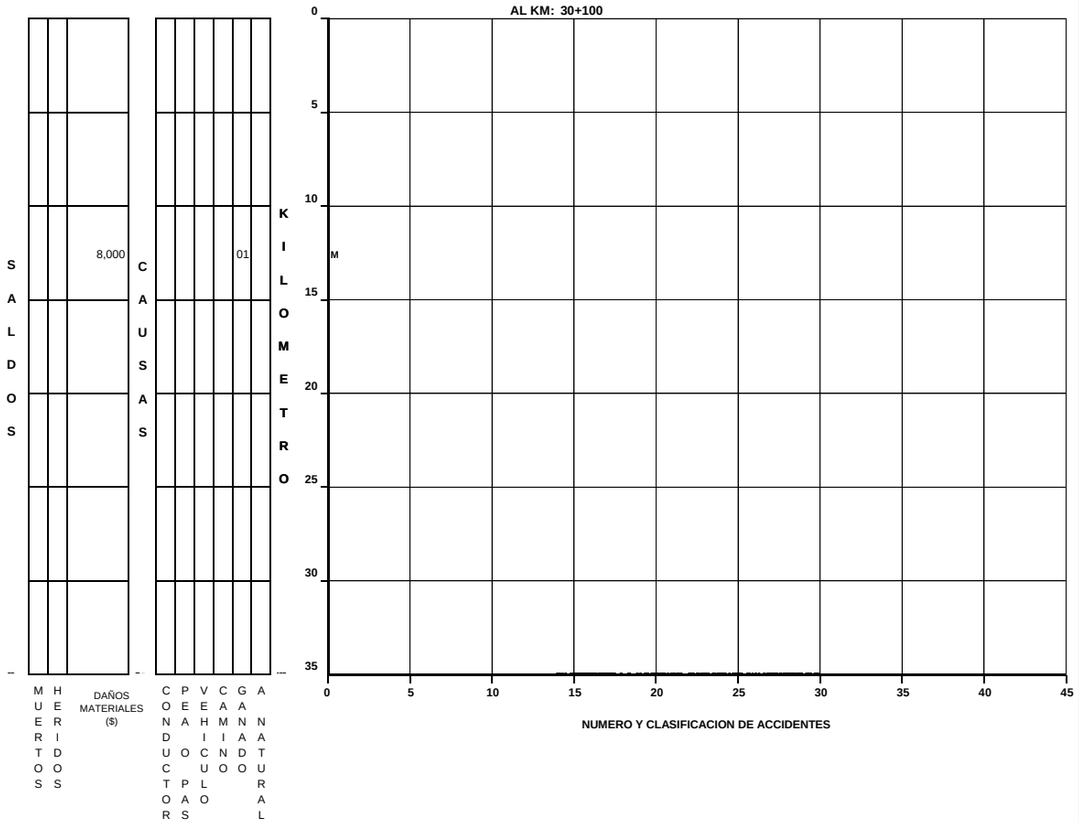


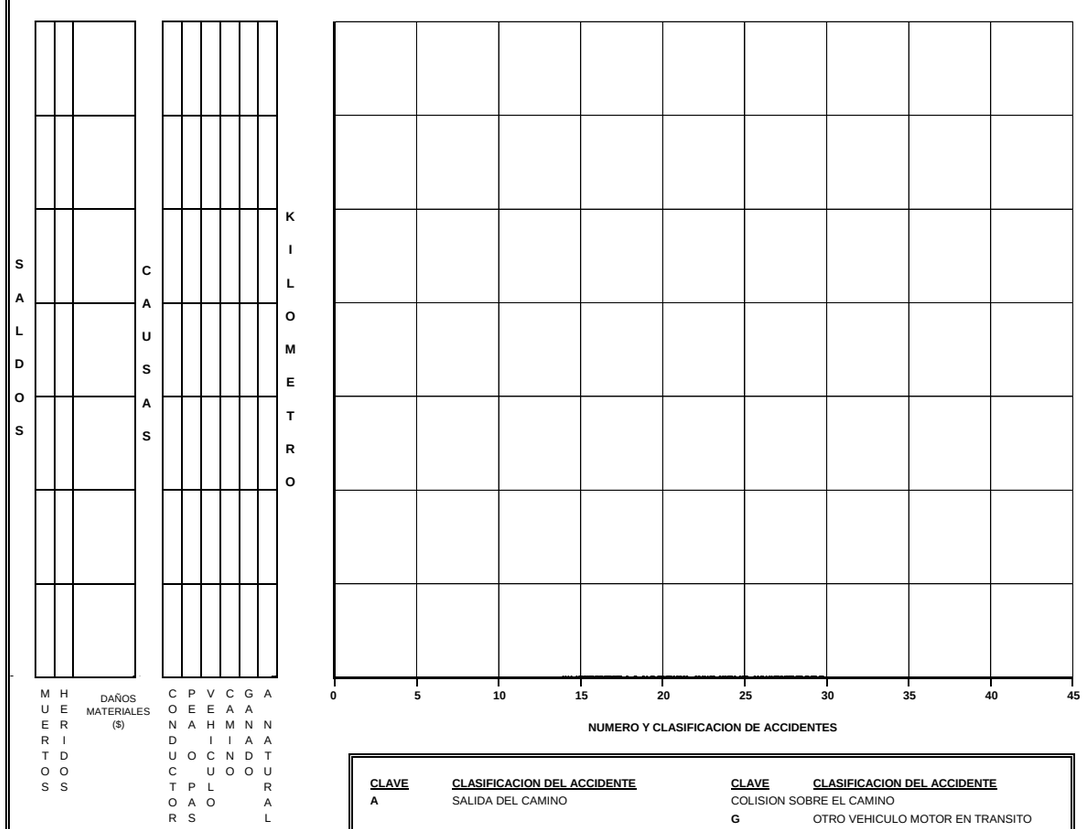


| CLAVE | CLASIFICACION DEL ACCIDENTE | CLAVE | CLASIFICACION DEL ACCIDENTE |
|---|---|---|---|
| A | SALIDA DEL CAMINO | COLISION SOBRE EL CAMINO | |
| | | G | OTRO VEHICULO MOTOR EN TRANSITO |
| SIN COLISION SOBRE EL CAMINO | | H | OTRO VEHICULO MOTOR POR ALCANCE |
| B | VOLCADURA | J | VEHICULO MOTOR ESTACIONADO |
| C | CAIDA DE PASAJERO | K | FERROCARRIL |
| D | INCENDIO | L | BICICLETA |
| E | OTROS | M | ANIMAL |
| COLISION SOBRE EL CAMINO | | N | OBJETO FIJO |
| F | PEATON (ATROPELLAMIENTO) | O | OTROS OBJETOS |

ACCIDENTES EQUIVALENTES A DAÑOS MATERIALES
✝ UN MUERTO = 6 ACCIDENTES
✡ UN HERIDO = 2 ACCIDENTES

# *ACCIDENTES POR KILOMETRO*
# *( 2004 )*

**CARRETERA : MONTERREY - REYNOSA (LIBRE) (MEX. 40)**
**TRAMO: LIM. EDOS. N.L./TAM. - REYNOSA**

**DEL KM: 181+050**
**AL KM: 211+300**

| KILOMETRO | MUERTOS | HERIDOS | DAÑOS MATERIALES ($) | CONDUCTOR | PEAO | VEHICULO | CAMINO | GANADO | ANATURAL |
|---|---|---|---|---|---|---|---|---|---|
| 180–181 | | | 21,000 | 01 | | | | | |
| 181–182 | | | 16,000 | 01 | | | | | |
| | | 02 | 45,000 | | | 01 | | | |
| 184–185 | | 06 | 162,000 | 02 | | 01 | | | |
| | | 01 | 200,000 | 02 | | | | | |
| | | 04 | 145,000 | 02 | | | | | |
| 189–190 | | | 175,000 | 02 | | | | | |
| | | | 31,000 | 01 | | | | | 01 |
| | | | 12,000 | 01 | | | | | |
| | | 01 | 20,000 | 01 | | | | | |
| 194–195 | | 01 | 200,000 | | | 01 | | | |
| | | 05 | 120,000 | 02 | | | | | |
| | | 01 | 45,000 | | | 01 | | | 01 |
| | | 02 | 150,000 | 01 | | | | | |
| | | 01 | 9,000 | 01 | | | | | |
| 199–200 | | | 70,000 | 02 | | | | | |
| | | 01 | 50,000 | 02 | | | | | |
| | | 02 | 6,000 | 01 | | | | | 01 |
| | | 01 | 43,000 | 02 | | | | | |
| | | 02 | 18,000 | 01 | | | | | |
| 204–205 | | | 11,000 | 01 | | | | | |
| | | 06 | 11,000 | 03 | 01 | | | | |
| | | 01 | 33,000 | | | | 01 | | |

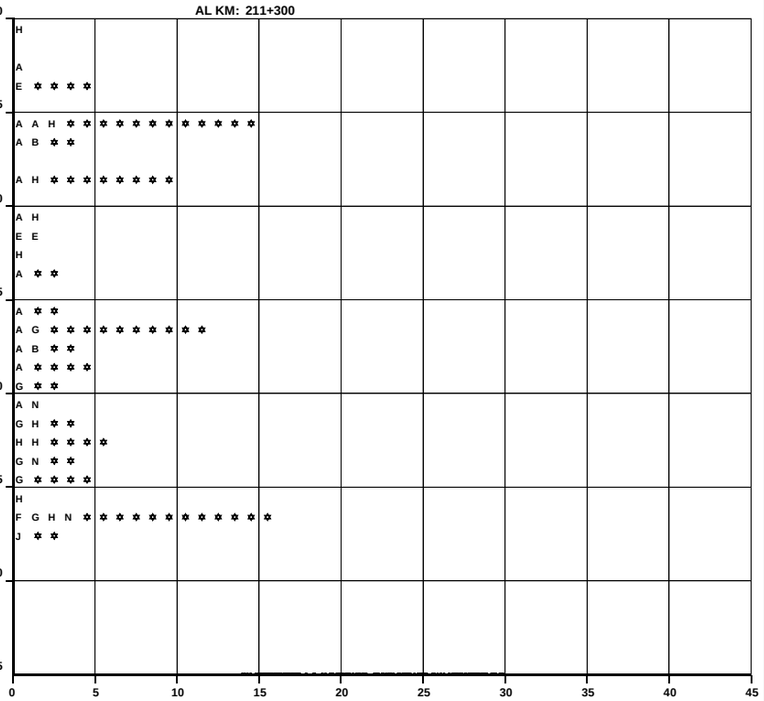


| KILOMETRO | MUERTOS | HERIDOS | DAÑOS MATERIALES ($) | CONDUCTOR | PEAO | VEHICULO | CAMINO | GANADO | ANATURAL |
|---|---|---|---|---|---|---|---|---|---|

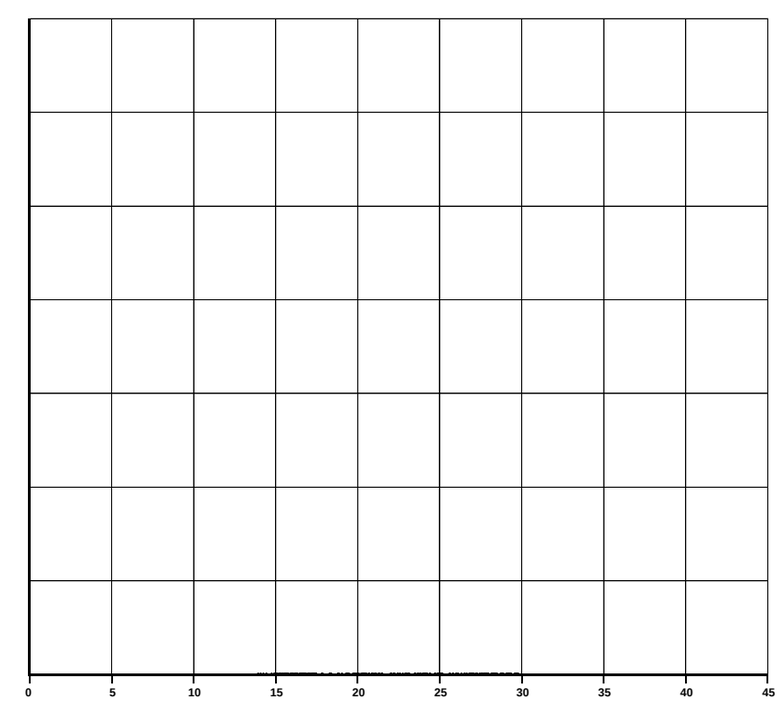


| CLAVE | CLASIFICACION DEL ACCIDENTE | CLAVE | CLASIFICACION DEL ACCIDENTE |
|---|---|---|---|
| A | SALIDA DEL CAMINO | COLISION SOBRE EL CAMINO | |
| | | G | OTRO VEHICULO MOTOR EN TRANSITO |
| SIN COLISION SOBRE EL CAMINO | | H | OTRO VEHICULO MOTOR POR ALCANCE |
| B | VOLCADURA | J | VEHICULO MOTOR ESTACIONADO |
| C | CAIDA DE PASAJERO | K | FERROCARRIL |
| D | INCENDIO | L | BICICLETA |
| E | OTROS | M | ANIMAL |
| COLISION SOBRE EL CAMINO | | N | OBJETO FIJO |
| F | PEATON (ATROPELLAMIENTO) | O | OTROS OBJETOS |

ACCIDENTES EQUIVALENTES A DAÑOS MATERIALES
✝ UN MUERTO = 6 ACCIDENTES
✲ UN HERIDO = 2 ACCIDENTES

# *ACCIDENTES POR KILOMETRO*
# *( 2004 )*

**CARRETERA : LIBRAMIENTO DE REYNOSA (MEX. 40)**

**TRAMO: T.C. (MONTERREY - REYNOSA) - T.C. (MATAMOROS - REYNOSA )**

**DEL KM: 0+000**

**AL KM: 9+300**

| KILOMETRO | SALDOS: MUERTOS | SALDOS: HERIDOS | SALDOS: DAÑOS MATERIALES ($) | CAUSAS: CONDUCTOR | CAUSAS: PEAO PAS | CAUSAS: VEHICULO | CAUSAS: CAMINO | CAUSAS: GANADO | CAUSAS: ANATURAL |
|---|---|---|---|---|---|---|---|---|---|
| 0 | | | 100,000 | | | | 01 | | |
| 0 | | 01 | 11,000 | 01 | | | | | |
| 0 | | | 33,000 | 02 | | | | | |
| 0 | | | 60,000 | 01 | | | | | |

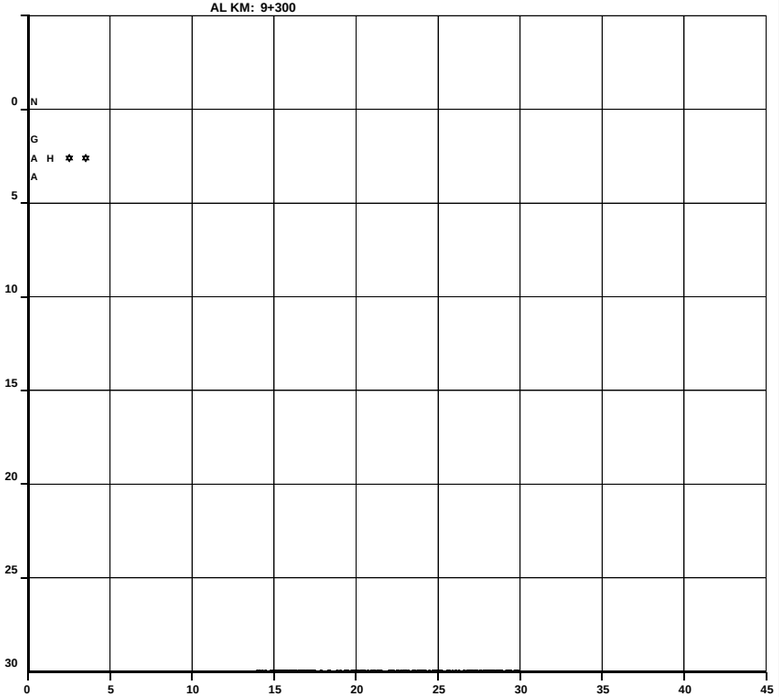


| KILOMETRO | SALDOS: MUERTOS | SALDOS: HERIDOS | SALDOS: DAÑOS MATERIALES ($) | CAUSAS: CONDUCTOR | CAUSAS: PEAO PAS | CAUSAS: VEHICULO | CAUSAS: CAMINO | CAUSAS: GANADO | CAUSAS: ANATURAL |
|---|---|---|---|---|---|---|---|---|---|

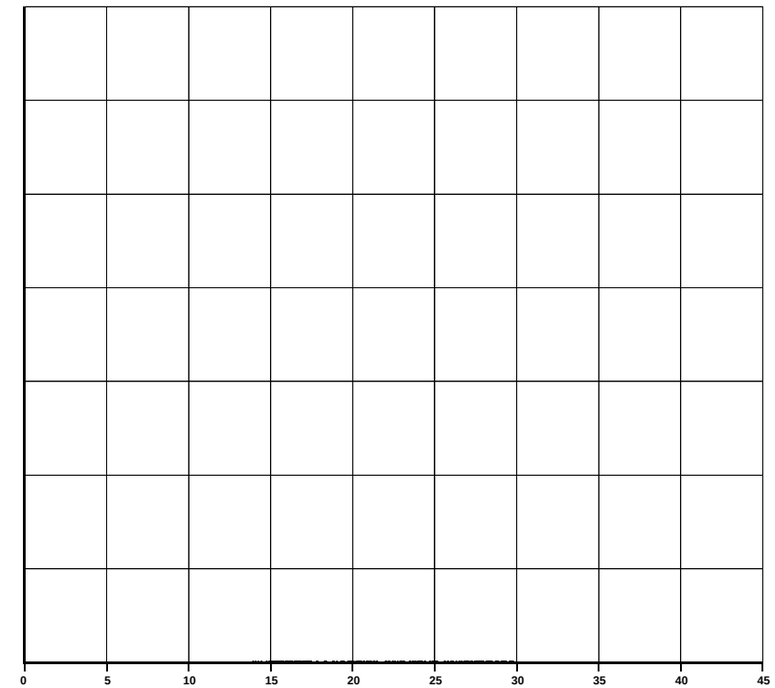


| CLAVE | CLASIFICACION DEL ACCIDENTE | CLAVE | CLASIFICACION DEL ACCIDENTE |
|---|---|---|---|
| A | SALIDA DEL CAMINO | COLISION SOBRE EL CAMINO | |
| | | G | OTRO VEHICULO MOTOR EN TRANSITO |
| SIN COLISION SOBRE EL CAMINO | | H | OTRO VEHICULO MOTOR POR ALCANCE |
| B | VOLCADURA | J | VEHICULO MOTOR ESTACIONADO |
| C | CAIDA DE PASAJERO | K | FERROCARRIL |
| D | INCENDIO | L | BICICLETA |
| E | OTROS | M | ANIMAL |
| COLISION SOBRE EL CAMINO | | N | OBJETO FIJO |
| F | PEATON (ATROPELLAMIENTO) | O | OTROS OBJETOS |

ACCIDENTES EQUIVALENTES A DAÑOS MATERIALES

✝ UN MUERTO = 6 ACCIDENTES

✡ UN HERIDO = 2 ACCIDENTES

# *ACCIDENTES POR KILOMETRO*
# *( 2004 )*

**CARRETERA : MONTERREY - CD. MIER (MEX. 54)**
**TRAMO: LIM. EDOS. N.L./TAM. - CD. MIER**

**DEL KM: 132+800**
**AL KM: 155+600**

| KILOMETRO | SALDOS: MUERTOS | SALDOS: HERIDOS | SALDOS: DAÑOS MATERIALES ($) | CAUSAS: CONDUCTOR | CAUSAS: PEAO | CAUSAS: PASAJERO | CAUSAS: VEHICULO | CAUSAS: CAMINO | CAUSAS: GANADO | CAUSAS: ANATURAL | NUMERO Y CLASIFICACION DE ACCIDENTES |
|---|---|---|---|---|---|---|---|---|---|---|---|
| 130–135 | | | | | | | | | | | |
| 135–140 | | | | | | | | | | | |
| 140–145 | | 04 | 200,000 | 01 | | | | | | | N ✲ ✲ ✲ ✲ ✲ ✲ ✲ ✲ |
| 145–150 | 01 | 03 | 11,000<br>40,000<br>6,000 | 01 | | 01<br>01 | | | | | G<br>G ✲ ✲ ✲ ✲ ✲ ✲ ✲ ✲ ✝ ✝ ✝ ✝ ✝ ✝<br>A |
| 150–155 | | 01 | 52,000<br>55,000<br>15,000 | 02<br>02<br>01 | | | | | | | A H ✲ ✲<br>A A<br>G |
| 155–160 | | | | | | | | | | | |
| 160–165 | | | | | | | | | | | |

0 5 10 15 20 25 30 35 40 45

| KILOMETRO | SALDOS: MUERTOS | SALDOS: HERIDOS | SALDOS: DAÑOS MATERIALES ($) | CAUSAS: CONDUCTOR | CAUSAS: PEAO | CAUSAS: PASAJERO | CAUSAS: VEHICULO | CAUSAS: CAMINO | CAUSAS: GANADO | CAUSAS: ANATURAL | NUMERO Y CLASIFICACION DE ACCIDENTES |
|---|---|---|---|---|---|---|---|---|---|---|---|
| 130–135 | | | | | | | | | | | |
| 135–140 | | | | | | | | | | | |
| 140–145 | | | | | | | | | | | |
| 145–150 | | | | | | | | | | | |
| 150–155 | | | | | | | | | | | |
| 155–160 | | | | | | | | | | | |
| 160–165 | | | | | | | | | | | |

0 5 10 15 20 25 30 35 40 45

| CLAVE | CLASIFICACION DEL ACCIDENTE | CLAVE | CLASIFICACION DEL ACCIDENTE |
|---|---|---|---|
| A | SALIDA DEL CAMINO | COLISION SOBRE EL CAMINO | |
| | | G | OTRO VEHICULO MOTOR EN TRANSITO |
| SIN COLISION SOBRE EL CAMINO | | H | OTRO VEHICULO MOTOR POR ALCANCE |
| B | VOLCADURA | J | VEHICULO MOTOR ESTACIONADO |
| C | CAIDA DE PASAJERO | K | FERROCARRIL |
| D | INCENDIO | L | BICICLETA |
| E | OTROS | M | ANIMAL |
| COLISION SOBRE EL CAMINO | | N | OBJETO FIJO |
| F | PEATON (ATROPELLAMIENTO) | O | OTROS OBJETOS |

ACCIDENTES EQUIVALENTES A DAÑOS MATERIALES
✝ UN MUERTO = 6 ACCIDENTES
✲ UN HERIDO = 2 ACCIDENTES

# *ACCIDENTES POR KILOMETRO*
# *( 2004 )*

**CARRETERA : CD. VICTORIA - SOTO LA MARINA (MEX. 70)**
**TRAMO: CD. VICTORIA - T.C. (MANUEL - LA COMA)**

**DEL KM: 4+400**
**AL KM: 35+000**

| SALDOS MUERTOS | SALDOS HERIDOS | DAÑOS MATERIALES ($) | CAUSAS CONDUCTOR | CAUSAS PEAO | CAUSAS VEHICULO | CAUSAS CAMINO | CAUSAS GANADO | CAUSAS NATURAL |
|---|---|---|---|---|---|---|---|---|
| 01 | 01 | 42,000 | 01 | | | | | |
| | | 27,000 | 01 | | | | | |
| | | 50,000 | 01 | | | | | |
| | | | | | | | | |
| 01 | 05 | 25,000 | 01 | | | | | |
| | | 33,000 | 01 | | | | | |

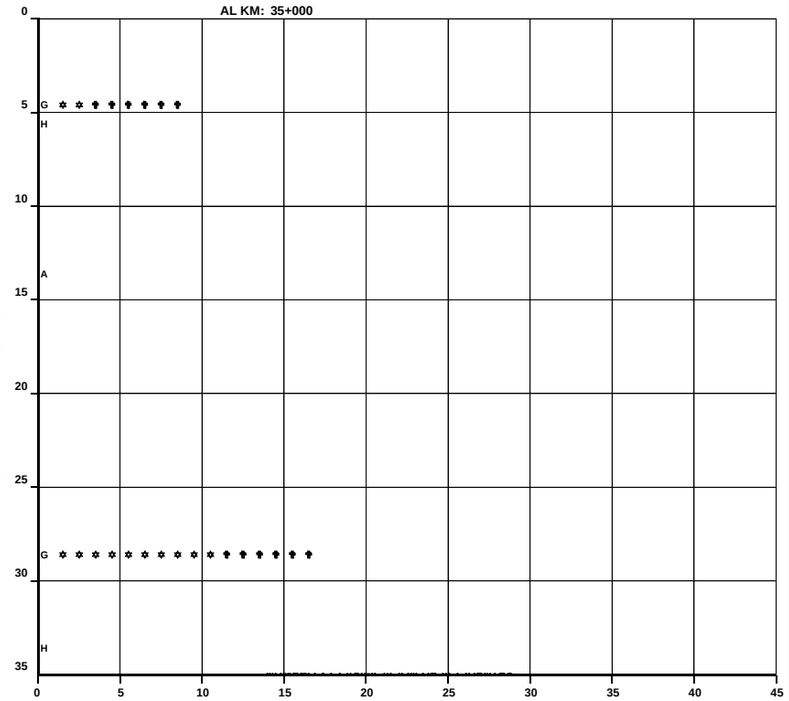


**NUMERO Y CLASIFICACION DE ACCIDENTES**

**DEL KM: 35+000**
**AL KM: 70+000**

| SALDOS MUERTOS | SALDOS HERIDOS | DAÑOS MATERIALES ($) | CAUSAS CONDUCTOR | CAUSAS PEAO | CAUSAS VEHICULO | CAUSAS CAMINO | CAUSAS GANADO | CAUSAS NATURAL |
|---|---|---|---|---|---|---|---|---|

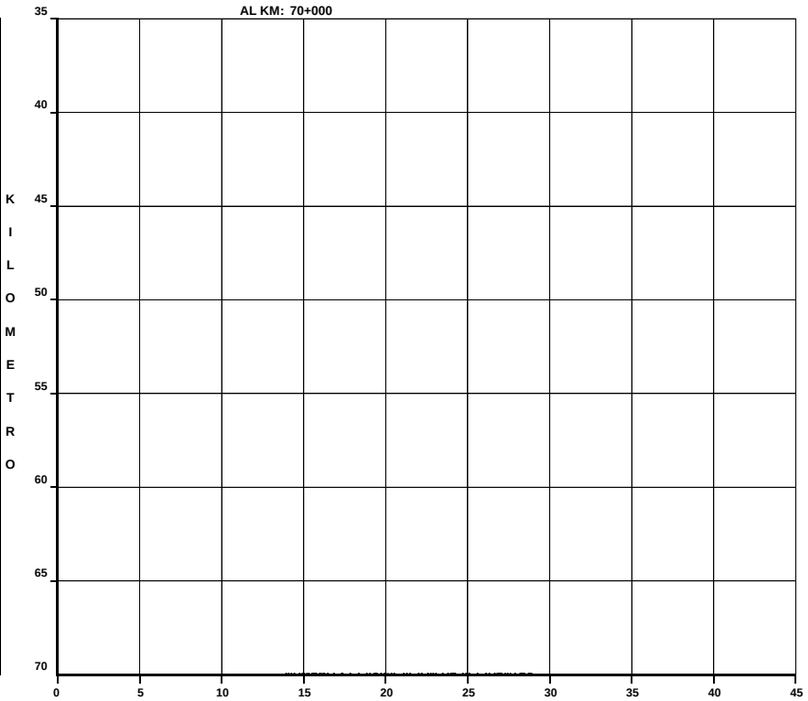


**NUMERO Y CLASIFICACION DE ACCIDENTES**

| CLAVE | CLASIFICACION DEL ACCIDENTE | CLAVE | CLASIFICACION DEL ACCIDENTE |
|---|---|---|---|
| **A** | SALIDA DEL CAMINO | COLISION SOBRE EL CAMINO | |
| | | **G** | OTRO VEHICULO MOTOR EN TRANSITO |
| SIN COLISION SOBRE EL CAMINO | | **H** | OTRO VEHICULO MOTOR POR ALCANCE |
| **B** | VOLCADURA | **J** | VEHICULO MOTOR ESTACIONADO |
| **C** | CAIDA DE PASAJERO | **K** | FERROCARRIL |
| **D** | INCENDIO | **L** | BICICLETA |
| **E** | OTROS | **M** | ANIMAL |
| COLISION SOBRE EL CAMINO | | **N** | OBJETO FIJO |
| **F** | PEATON (ATROPELLAMIENTO) | **O** | OTROS OBJETOS |

ACCIDENTES EQUIVALENTES A DAÑOS MATERIALES
✝ UN MUERTO = 6 ACCIDENTES
✲ UN HERIDO = 2 ACCIDENTES

# *ACCIDENTES POR KILOMETRO*
# *( 2004 )*

**CARRETERA : CD. VICTORIA - SOTO LA MARINA (MEX. 70)**
**TRAMO: CD. VICTORIA - T.C. (MANUEL - LA COMA)**

**DEL KM: 70+000**
**AL KM: 105+000**

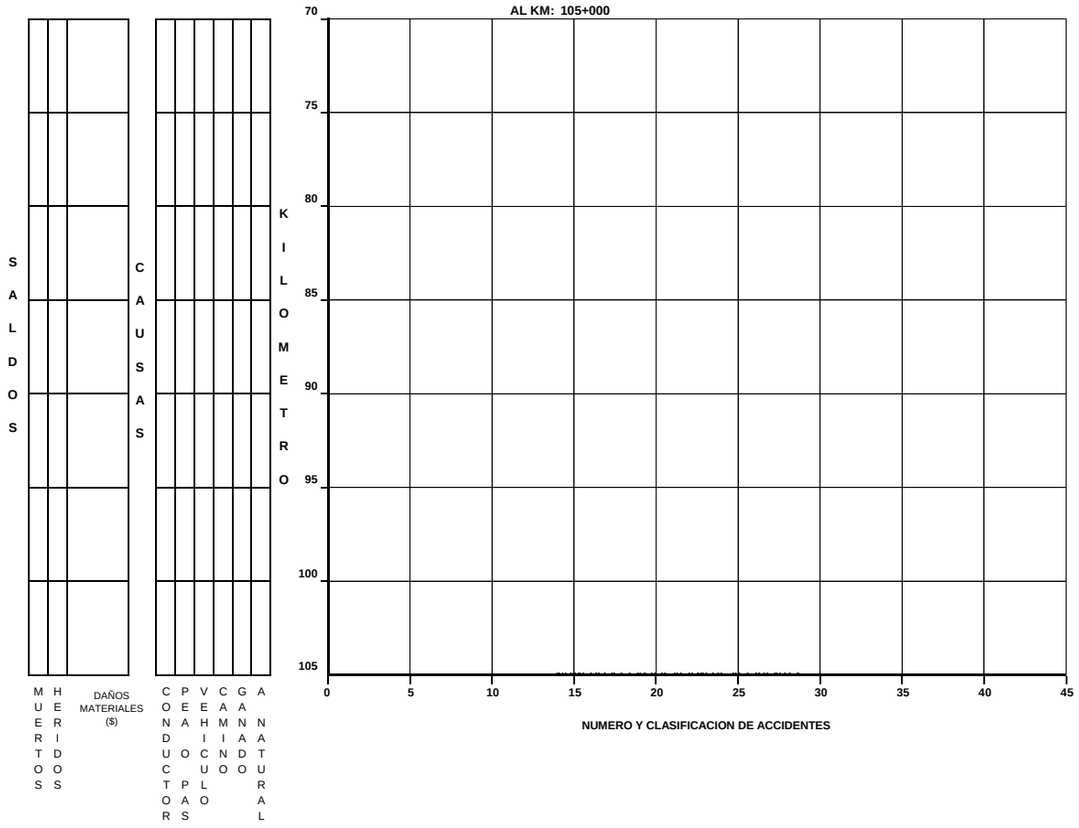


**DEL KM: 105+000**
**AL KM: 117+500**

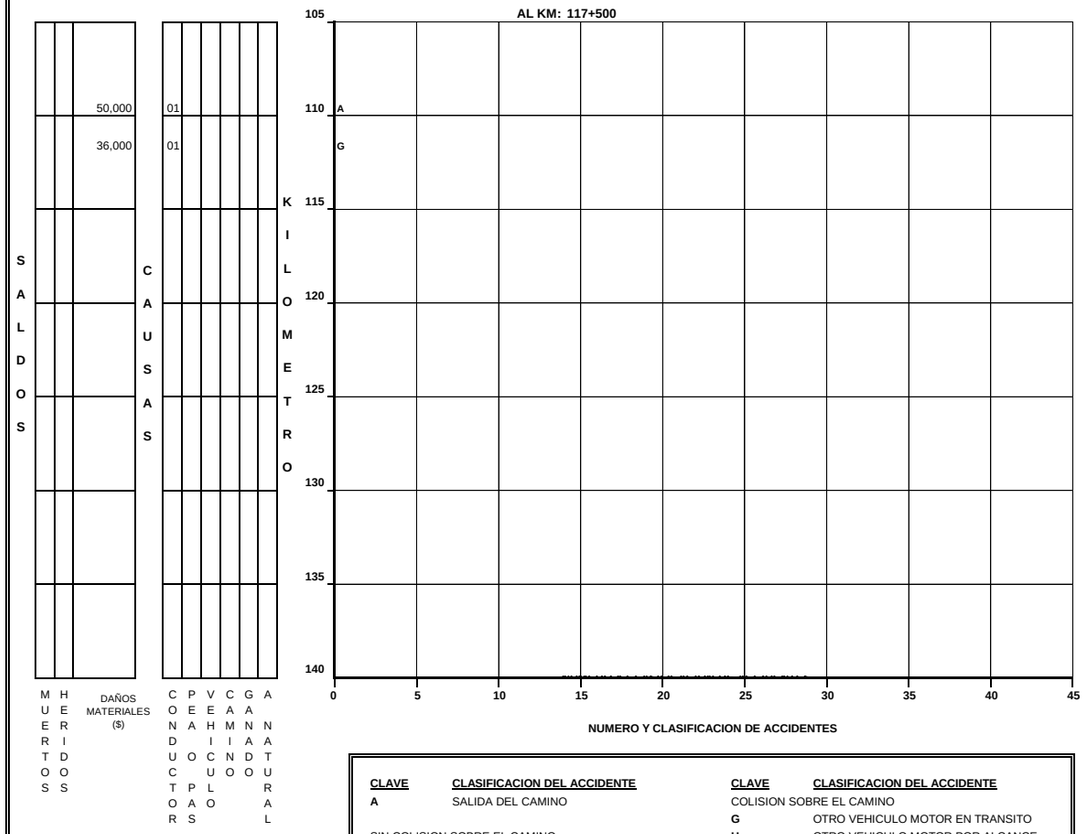


| CLAVE | CLASIFICACION DEL ACCIDENTE | CLAVE | CLASIFICACION DEL ACCIDENTE |
|---|---|---|---|
| A | SALIDA DEL CAMINO | COLISION SOBRE EL CAMINO | |
| | | G | OTRO VEHICULO MOTOR EN TRANSITO |
| SIN COLISION SOBRE EL CAMINO | | H | OTRO VEHICULO MOTOR POR ALCANCE |
| B | VOLCADURA | J | VEHICULO MOTOR ESTACIONADO |
| C | CAIDA DE PASAJERO | K | FERROCARRIL |
| D | INCENDIO | L | BICICLETA |
| E | OTROS | M | ANIMAL |
| COLISION SOBRE EL CAMINO | | N | OBJETO FIJO |
| F | PEATON (ATROPELLAMIENTO) | O | OTROS OBJETOS |

ACCIDENTES EQUIVALENTES A DAÑOS MATERIALES
✝ UN MUERTO = 6 ACCIDENTES
✡ UN HERIDO = 2 ACCIDENTES

# *ACCIDENTES POR KILOMETRO*
# *( 2004 )*

**CARRETERA : TAMPICO - CD. MANTE (MEX. 80)**
**TRAMO: TAMPICO - CD. MANTE**

**DEL KM: 20+000**
**AL KM: 50+000**

| KILOMETRO | MUERTOS | HERIDOS | DAÑOS MATERIALES ($) | CONDUCTOR | PEAON | VEHICULO | CAMINO | GANADO | ANATURAL |
|---|---|---|---|---|---|---|---|---|---|
| 20 | | 01 | 48,000 | 02 | | | 01 | | |
| 25 | 01 | 01 | 4,000 | | 02 | | | | |
| | | 01 | 40,000 | 01 | | 01 | | | |
| | | 05 | 92,000 | 03 | | | | 01 | |
| 30 | | | 5,000 | 01 | | | | | |
| | | | 35,000 | 02 | | | | | |
| | | 01 | 20,000 | 01 | | | | | |
| | | 05 | 100,000 | 01 | | | | | |
| | | | 220,000 | 01 | | | | | |
| 35 | | | 10,000 | | | 01 | | | |
| | 01 | 01 | 27,000 | 01 | 01 | | | | |
| | | | 22,000 | 01 | | | | | |
| | 01 | 03 | 102,000 | 02 | 01 | | | | |
| 40 | | 01 | 50,000 | | | 01 | | | |
| | | 01 | 28,000 | 01 | | | | | 01 |
| 45 | | | 10,000 | 01 | | | | | |
| | | | 50,000 | 01 | | | | | |
| 50 | | 04 | 50,000 | 01 | | | | | |
| | | 04 | 70,000 | 02 | | | | | |

**SALDOS**

**CAUSAS**

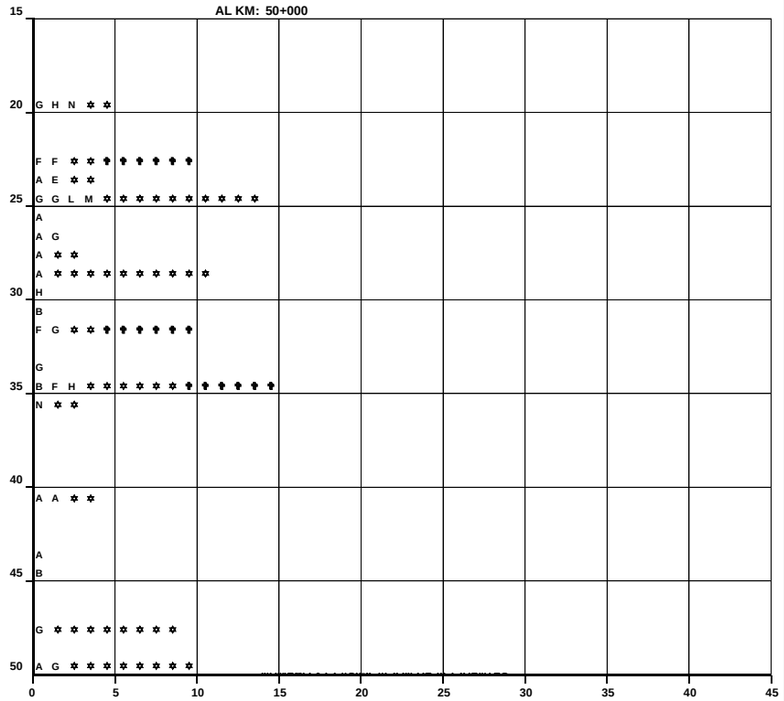


**DEL KM: 50+000**
**AL KM: 85+000**

| KILOMETRO | MUERTOS | HERIDOS | DAÑOS MATERIALES ($) | CONDUCTOR | PEAON | VEHICULO | CAMINO | GANADO | ANATURAL |
|---|---|---|---|---|---|---|---|---|---|
| 55 | | | 40,000 | 01 | | | | | |
| | | | 5,000 | 01 | | | | | |
| 60 | | 01 | 10,000 | 01 | | | | | |
| | | | 50,000 | 01 | | | | | |
| 65 | | | 10,000 | | | | | 01 | |
| 70 | 01 | 05 | 20,000 | | | 01 | | | |
| | | | 8,000 | 01 | | | | | |
| 75 | | 01 | 25,000 | 01 | | | | | 01 |
| | | | 21,000 | 01 | | | | | |
| 80 | | | 70,000 | 01 | | | | | |
| 85 | | 02 | 45,000 | 02 | | | | | |

**SALDOS**

**CAUSAS**

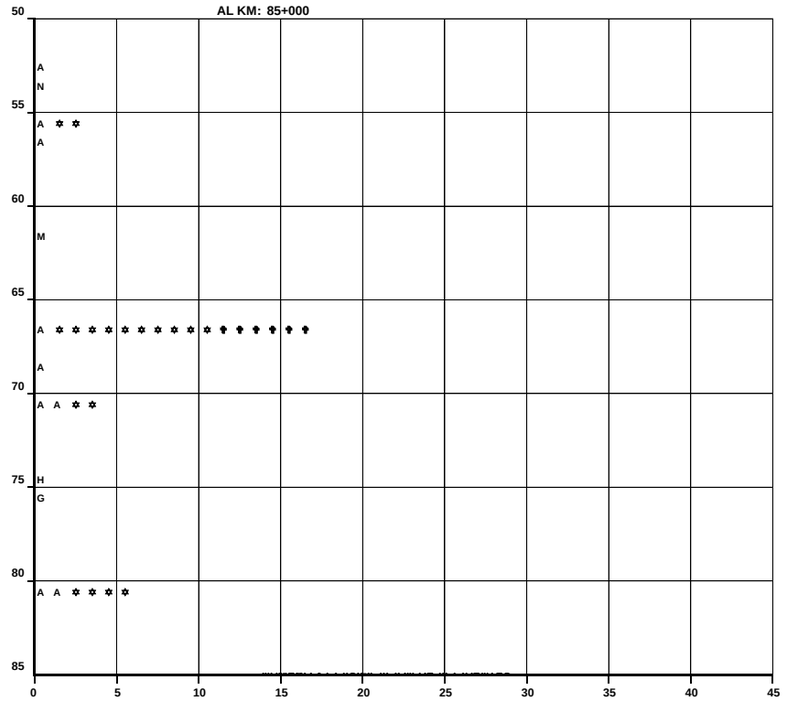


| CLAVE | CLASIFICACION DEL ACCIDENTE | CLAVE | CLASIFICACION DEL ACCIDENTE |
|---|---|---|---|
| **A** | SALIDA DEL CAMINO | COLISION SOBRE EL CAMINO | |
| | | **G** | OTRO VEHICULO MOTOR EN TRANSITO |
| SIN COLISION SOBRE EL CAMINO | | **H** | OTRO VEHICULO MOTOR POR ALCANCE |
| **B** | VOLCADURA | **J** | VEHICULO MOTOR ESTACIONADO |
| **C** | CAIDA DE PASAJERO | **K** | FERROCARRIL |
| **D** | INCENDIO | **L** | BICICLETA |
| **E** | OTROS | **M** | ANIMAL |
| COLISION SOBRE EL CAMINO | | **N** | OBJETO FIJO |
| **F** | PEATON (ATROPELLAMIENTO) | **O** | OTROS OBJETOS |

ACCIDENTES EQUIVALENTES A DAÑOS MATERIALES
✟ UN MUERTO = 6 ACCIDENTES
✲ UN HERIDO = 2 ACCIDENTES

# *ACCIDENTES POR KILOMETRO*
# *( 2004 )*

**CARRETERA : TAMPICO - CD. MANTE (MEX. 80)**
**TRAMO: TAMPICO - CD. MANTE**

**DEL KM: 120+000**
**AL KM: 153+300**

| KILOMETRO | SALDOS MUERTOS | SALDOS HERIDOS | SALDOS DAÑOS MATERIALES ($) | CAUSAS CONDUCTOR | CAUSAS PEAOS | CAUSAS VEHICULO | CAUSAS CAMINO | CAUSAS GANADO | CAUSAS ANATURAL |
|---|---|---|---|---|---|---|---|---|---|
| 90 | | | 16,000 | 01 | | | | | |
| | | | 1,000 | 01 | | | | | |
| | | | | | | | | | |
| 95 | 05 | | 66,000 | 02 | 01 | | | | |
| | | | 76,000 | | 02 | | | | |
| | | | 37,000 | 01 | | | | | |
| 100 | | 03 | 40,000 | 01 | | | | | |
| | | | 20,000 | 01 | | | | | |
| | | | | | | | | | |
| 105 | | | | | | | | | |
| | 14 | 16 | 282,000 | 01 | | | | | |
| 110 | | | | | | | | | |
| | | | | | | | | | |
| 115 | | | | | | | | | |
| | | | 15,000 | 01 | | | | | |
| 120 | | | | | | | | | |

| KILOMETRO | SALDOS MUERTOS | SALDOS HERIDOS | SALDOS DAÑOS MATERIALES ($) | CAUSAS CONDUCTOR | CAUSAS PEAOS | CAUSAS VEHICULO | CAUSAS CAMINO | CAUSAS GANADO | CAUSAS ANATURAL |
|---|---|---|---|---|---|---|---|---|---|
| 120 | | 01 | 0 | | 01 | | | | |
| | | | | | | | | | |
| 125 | | 03 | 45,000 | 01 | | | | | |
| | | | | | | | | | |
| 130 | | | | | | | | | |
| | | | | | | | | | |
| 135 | | | 40,000 | 01 | | | | | |
| | | 01 | 50,000 | 01 | | | | | |
| | | | 50,000 | 01 | | | | | |
| 140 | | | 16,000 | 01 | | | | | |
| | | 01 | 15,000 | 01 | | | | | |
| 145 | | | 2,000 | | | | | 01 | |
| | | 01 | 14,000 | | | 01 | | | |
| | 02 | 01 | 45,000 | 01 | | | | | |
| 150 | | | | | | | | | |
| | | | 17,000 | 02 | | 01 | | | |
| 155 | | | | | | | | | |

**NUMERO Y CLASIFICACION DE ACCIDENTES**

| CLAVE | CLASIFICACION DEL ACCIDENTE | CLAVE | CLASIFICACION DEL ACCIDENTE |
|---|---|---|---|
| | | COLISION SOBRE EL CAMINO | |
| | | **G** | OTRO VEHICULO MOTOR EN TRANSITO |
| SIN COLISION SOBRE EL CAMINO | | **H** | OTRO VEHICULO MOTOR POR ALCANCE |
| **A** | SALIDA DEL CAMINO | **J** | VEHICULO MOTOR ESTACIONADO |
| **B** | VOLCADURA | **K** | FERROCARRIL |
| **C** | CAIDA DE PASAJERO | **L** | BICICLETA |
| **D** | INCENDIO | **M** | ANIMAL |
| **E** | OTROS | **N** | OBJETO FIJO |
| COLISION SOBRE EL CAMINO | | **O** | OTROS OBJETOS |
| **F** | PEATON (ATROPELLAMIENTO) | | |

ACCIDENTES EQUIVALENTES A DAÑOS MATERIALES
✝ UN MUERTO = 6 ACCIDENTES
✲ UN HERIDO = 2 ACCIDENTES

# *ACCIDENTES POR KILOMETRO*
# *( 2004 )*

**CARRETERA : TAMPICO - CD. MANTE (MEX. 80)**
**TRAMO: TAMPICO - CD. MANTE**

**DEL KM: 140+000**
**AL KM: 153+300**

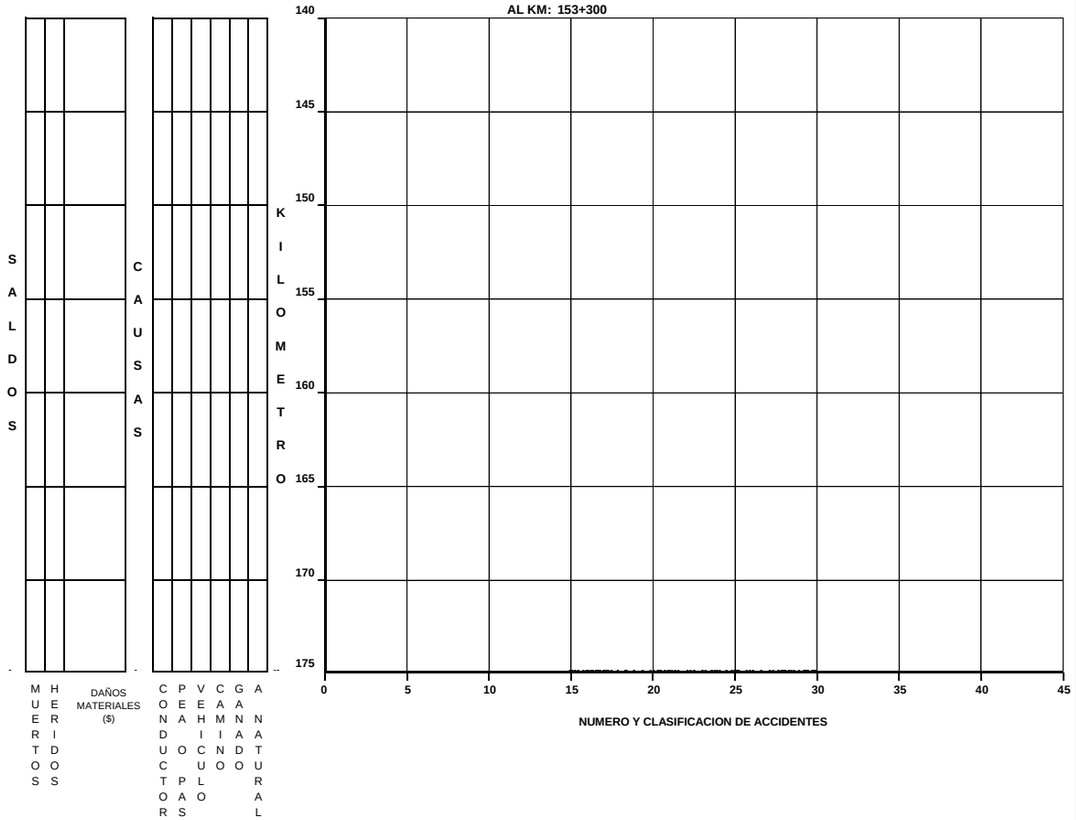


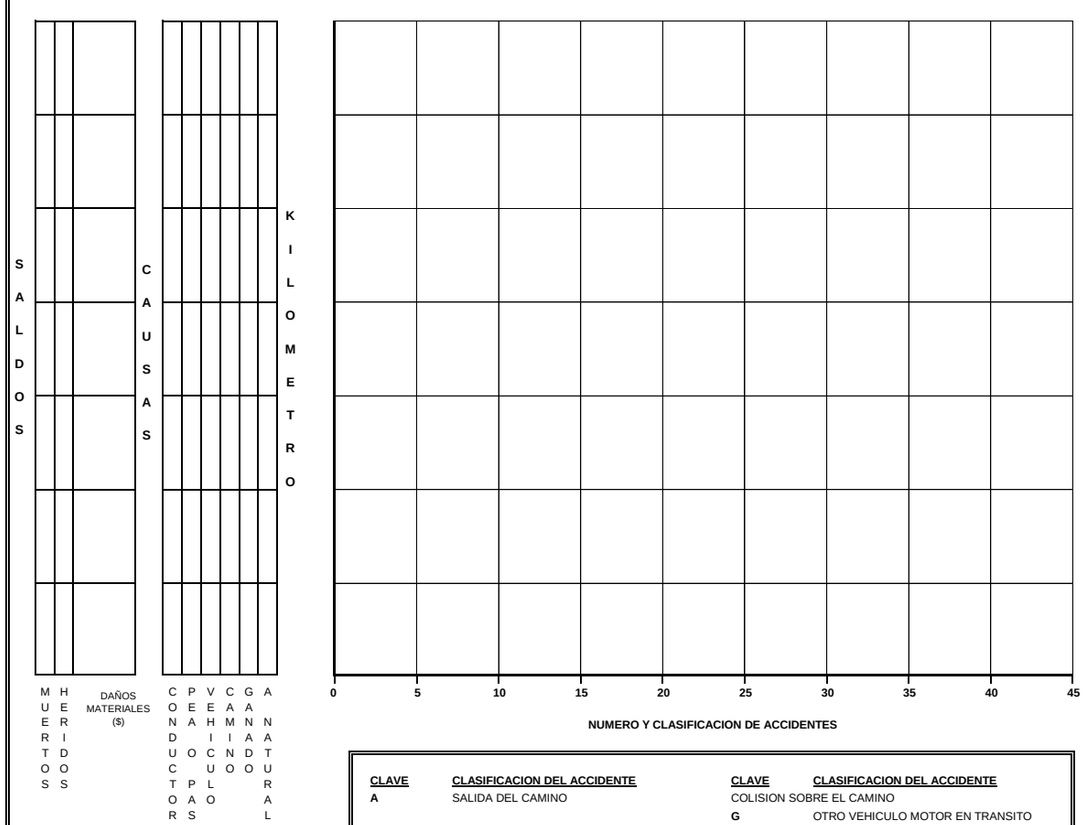


| CLAVE | CLASIFICACION DEL ACCIDENTE | CLAVE | CLASIFICACION DEL ACCIDENTE |
|---|---|---|---|
| **A** | SALIDA DEL CAMINO | COLISION SOBRE EL CAMINO | |
| | | **G** | OTRO VEHICULO MOTOR EN TRANSITO |
| SIN COLISION SOBRE EL CAMINO | | **H** | OTRO VEHICULO MOTOR POR ALCANCE |
| **B** | VOLCADURA | **J** | VEHICULO MOTOR ESTACIONADO |
| **C** | CAIDA DE PASAJERO | **K** | FERROCARRIL |
| **D** | INCENDIO | **L** | BICICLETA |
| **E** | OTROS | **M** | ANIMAL |
| COLISION SOBRE EL CAMINO | | **N** | OBJETO FIJO |
| **F** | PEATON (ATROPELLAMIENTO) | **O** | OTROS OBJETOS |

ACCIDENTES EQUIVALENTES A DAÑOS MATERIALES
✝ UN MUERTO = 6 ACCIDENTES
✡ UN HERIDO = 2 ACCIDENTES

# *ACCIDENTES POR KILOMETRO*
# *( 2004 )*

**CARRETERA : T. EL HUIZACHE - ANTIGUO MORELOS (MEX. 80)**
**TRAMO: LIM. EDOS. S.L.P./TAM. - ANTIGUO MORELOS**

**DEL KM: 173+000**
**AL KM: 198+900**

| KILOMETRO | SALDOS: MUERTOS | SALDOS: HERIDOS | SALDOS: DAÑOS MATERIALES ($) | CAUSAS: CONDUCTOR | CAUSAS: PEAT. | CAUSAS: VEHICULO | CAUSAS: CAMINO | CAUSAS: GANADO | CAUSAS: ANATURAL |
|---|---|---|---|---|---|---|---|---|---|
| 173+000 a 173+900 | | | | | | | | | |
| 174+000 a 174+900 | | | 30,000 | 01 | | | | | |
| 175+000 a 175+900 | | | | | | | | | |
| 176+000 a 176+900 | | | | | | | | | |
| 177+000 a 177+900 | | | | | | | | | |
| 178+000 a 178+900 | | | | | | | | | |
| 179+000 a 179+900 | | | | | | | | | |
| 180+000 a 180+900 | | | | | | | | | |
| 181+000 a 181+900 | | | | | | | | | |
| 182+000 a 182+900 | | | | | | | | | |
| 183+000 a 183+900 | | | | | | | | | |
| 184+000 a 184+900 | | | | | | | | | |
| 185+000 a 185+900 | | 05 | 135,000 | 01 | | 03 | | 02 | |
| 186+000 a 186+900 | | | 4,000 | | | 01 | | | |
| 187+000 a 187+900 | | | | | | | | | |
| 188+000 a 188+900 | | | | | | | | | |
| 189+000 a 189+900 | | | | | | | | | |
| 190+000 a 190+900 | | 02 | 40,000 | 01 | | | | | |
| 191+000 a 191+900 | | | | | | | | | |
| 192+000 a 192+900 | | | | | | | | | |
| 193+000 a 193+900 | | | | | | | | | |
| 194+000 a 194+900 | | | | | | | | | |
| 195+000 a 195+900 | | 01 | 20,000 | 01 | | | | | |
| 196+000 a 196+900 | | | | | | | | | |
| 197+000 a 197+900 | | | | | | | | | |
| 198+000 a 198+900 | | | | | | | | | |

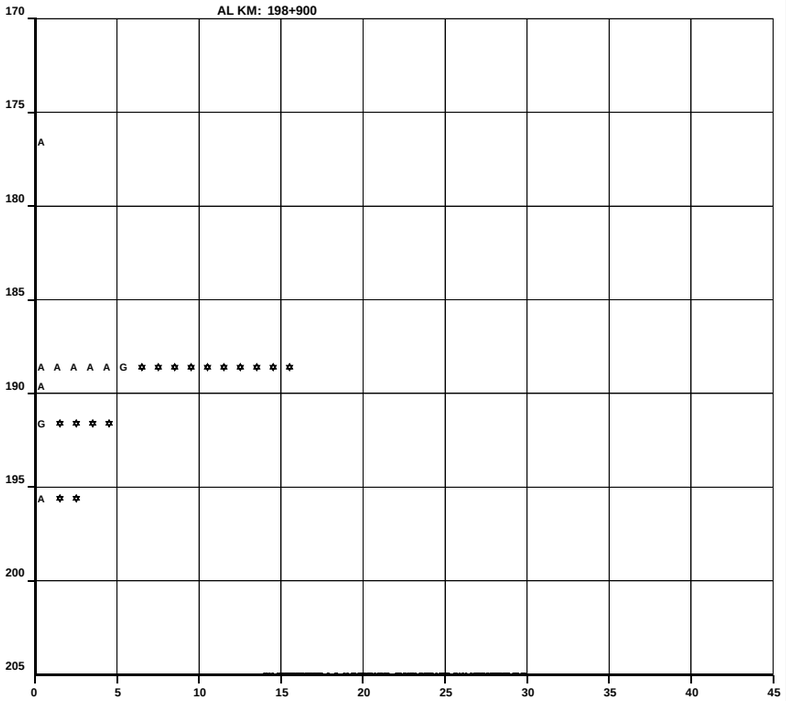


| KILOMETRO | SALDOS: MUERTOS | SALDOS: HERIDOS | SALDOS: DAÑOS MATERIALES ($) | CAUSAS: CONDUCTOR | CAUSAS: PEAT. | CAUSAS: VEHICULO | CAUSAS: CAMINO | CAUSAS: GANADO | CAUSAS: ANATURAL |
|---|---|---|---|---|---|---|---|---|---|
| 199+000 a 199+900 | | | | | | | | | |
| 200+000 a 200+900 | | | | | | | | | |
| 201+000 a 201+900 | | | | | | | | | |
| 202+000 a 202+900 | | | | | | | | | |
| 203+000 a 203+900 | | | | | | | | | |
| 204+000 a 204+900 | | | | | | | | | |
| 205+000 a 205+900 | | | | | | | | | |

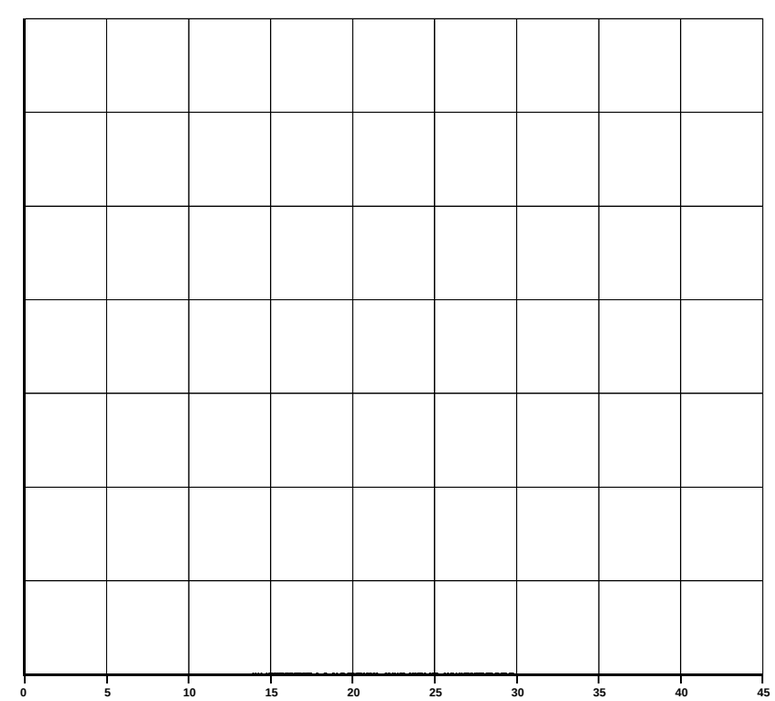


| CLAVE | CLASIFICACION DEL ACCIDENTE | CLAVE | CLASIFICACION DEL ACCIDENTE |
|---|---|---|---|
| | | COLISION SOBRE EL CAMINO | |
| | | G | OTRO VEHICULO MOTOR EN TRANSITO |
| SIN COLISION SOBRE EL CAMINO | | H | OTRO VEHICULO MOTOR POR ALCANCE |
| B | VOLCADURA | J | VEHICULO MOTOR ESTACIONADO |
| C | CAIDA DE PASAJERO | K | FERROCARRIL |
| D | INCENDIO | L | BICICLETA |
| E | OTROS | M | ANIMAL |
| COLISION SOBRE EL CAMINO | | N | OBJETO FIJO |
| F | PEATON (ATROPELLAMIENTO) | O | OTROS OBJETOS |

ACCIDENTES EQUIVALENTES A DAÑOS MATERIALES
✝ UN MUERTO = 6 ACCIDENTES
✲ UN HERIDO = 2 ACCIDENTES

# *ACCIDENTES POR KILOMETRO*
# *( 2004 )*

**CARRETERA : PETROCEL - PUERTO INDUSTRIAL (MEX. 80)**
**TRAMO: T.C. (TAMPICO - CD. MANTE) - PUERTO INDUSTRIAL**

**DEL KM: 0+000**
**AL KM: 7+900**

| SALDOS | | | CAUSAS | | | | | |
|---|---|---|---|---|---|---|---|---|
| MUERTOS | HERIDOS | DAÑOS MATERIALES ($) | CONDUCTOR | PEAO PAS | VEHICULO | CAMINO | GANADO | ANATURAL |
| | 01 | 50,000 | 01 | | 01 | | | |
| 02 | 05 | 100,000 | 01 | 01 | | | | |
| | 07 | 121,000 | 06 | | | | | |
| | 03 | 79,000 | 03 | | | | | |
| | | 100,000 | 01 | | | | | |
| 01 | | 6,000 | 02 | | | | | |
| | 01 | 10,000 | 01 | | | | | |
| | 01 | 70,000 | 01 | | | | | |

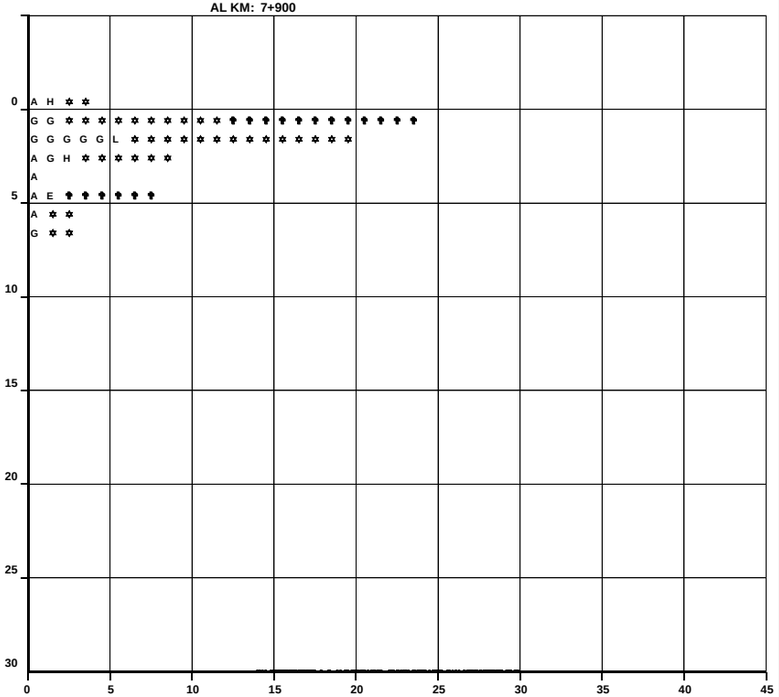


| SALDOS | | | CAUSAS | | | | | |
|---|---|---|---|---|---|---|---|---|
| MUERTOS | HERIDOS | DAÑOS MATERIALES ($) | CONDUCTOR | PEAO PAS | VEHICULO | CAMINO | GANADO | ANATURAL |

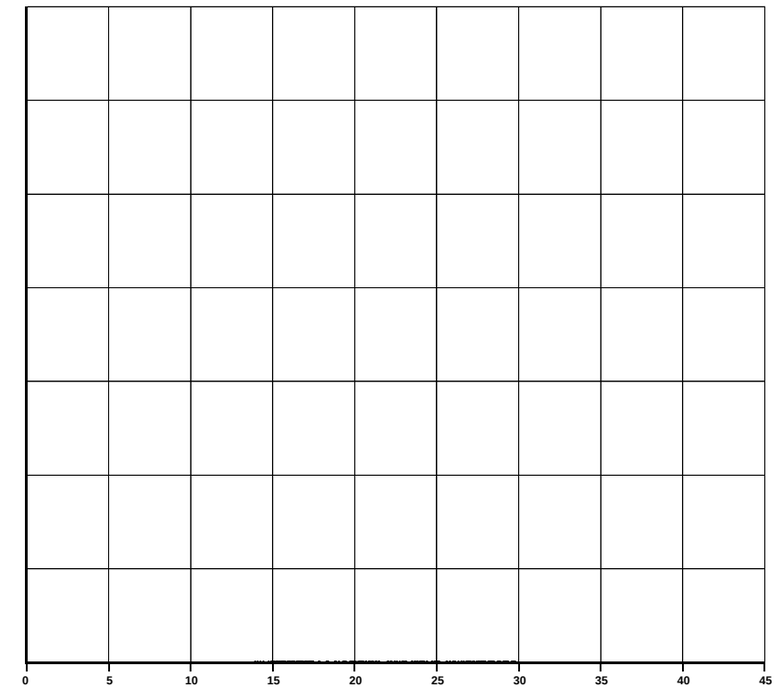


| CLAVE | CLASIFICACION DEL ACCIDENTE | CLAVE | CLASIFICACION DEL ACCIDENTE |
|---|---|---|---|
| A | SALIDA DEL CAMINO | COLISION SOBRE EL CAMINO | |
| | | G | OTRO VEHICULO MOTOR EN TRANSITO |
| SIN COLISION SOBRE EL CAMINO | | H | OTRO VEHICULO MOTOR POR ALCANCE |
| B | VOLCADURA | J | VEHICULO MOTOR ESTACIONADO |
| C | CAIDA DE PASAJERO | K | FERROCARRIL |
| D | INCENDIO | L | BICICLETA |
| E | OTROS | M | ANIMAL |
| COLISION SOBRE EL CAMINO | | N | OBJETO FIJO |
| F | PEATON (ATROPELLAMIENTO) | O | OTROS OBJETOS |

ACCIDENTES EQUIVALENTES A DAÑOS MATERIALES
✝ UN MUERTO = 6 ACCIDENTES
✲ UN HERIDO = 2 ACCIDENTES

# *ACCIDENTES POR KILOMETRO*
# *( 2004 )*

**CARRETERA : ALTAMIRA - PUERTO INDUSTRIAL (MEX. 80)**
**TRAMO: T.C. (TAMPICO - CD. MANTE) - PUERTO INDUSTRIAL**

**DEL KM: 0+000**
**AL KM: 8+300**

| KILOMETRO | SALDOS: MUERTOS | SALDOS: HERIDOS | SALDOS: DAÑOS MATERIALES ($) | CAUSAS: CONDUCTOR | CAUSAS: PEAO PASAJERO | CAUSAS: VEHICULO | CAUSAS: CAMINO | CAUSAS: GANADO | CAUSAS: ANATURAL |
|---|---|---|---|---|---|---|---|---|---|
| 0 | | 04 | 55,000 | 01 | | 01 | 01 | | |
| | | | 70,000 | 01 | | 01 | | | |
| 5 | | | | | | | | | |
| 10 | | | | | | | | | |
| 15 | | | | | | | | | |
| 20 | | | | | | | | | |
| 25 | | | | | | | | | |
| 30 | | | | | | | | | |

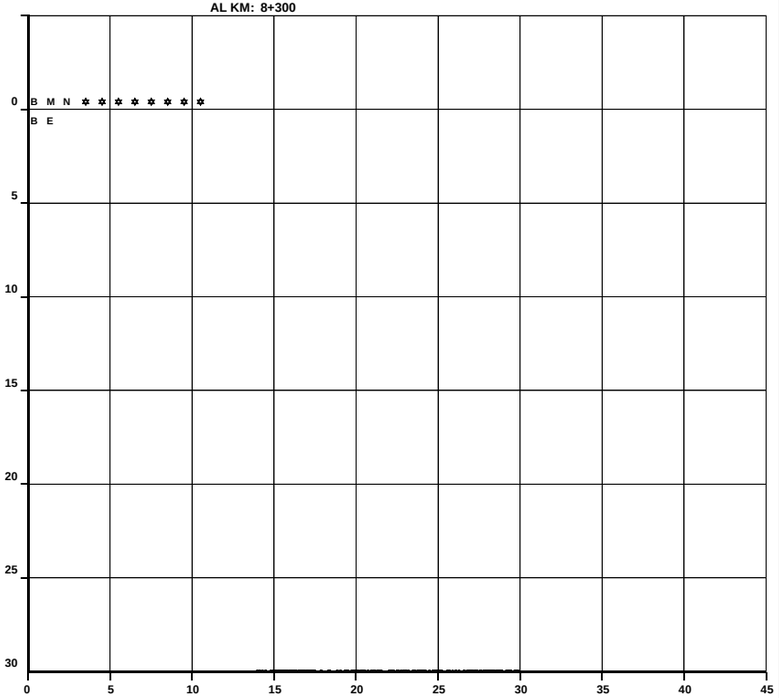


**NUMERO Y CLASIFICACION DE ACCIDENTES**

| KILOMETRO | SALDOS: MUERTOS | SALDOS: HERIDOS | SALDOS: DAÑOS MATERIALES ($) | CAUSAS: CONDUCTOR | CAUSAS: PEAO PASAJERO | CAUSAS: VEHICULO | CAUSAS: CAMINO | CAUSAS: GANADO | CAUSAS: ANATURAL |
|---|---|---|---|---|---|---|---|---|---|

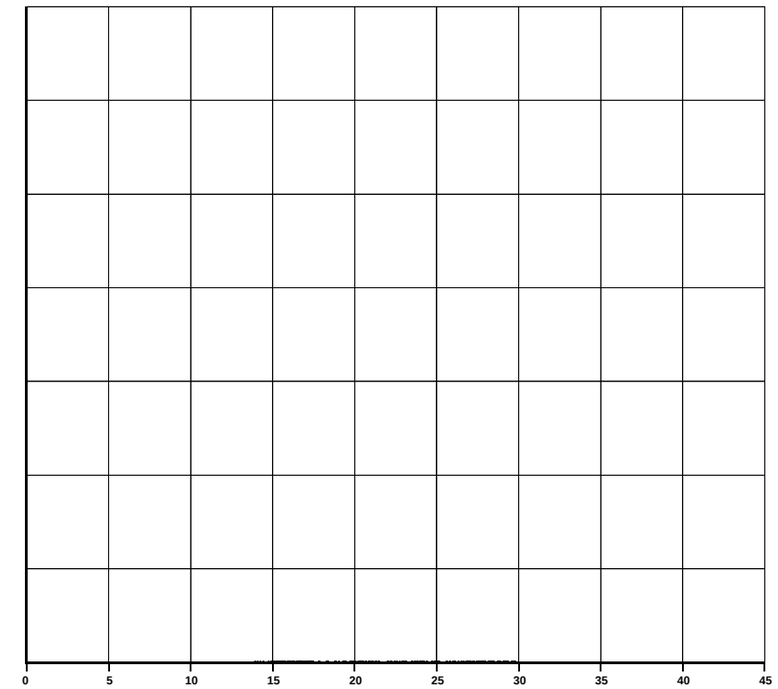


**NUMERO Y CLASIFICACION DE ACCIDENTES**

| CLAVE | CLASIFICACION DEL ACCIDENTE | CLAVE | CLASIFICACION DEL ACCIDENTE |
|---|---|---|---|
| A | SALIDA DEL CAMINO | COLISION SOBRE EL CAMINO | |
| | | G | OTRO VEHICULO MOTOR EN TRANSITO |
| SIN COLISION SOBRE EL CAMINO | | H | OTRO VEHICULO MOTOR POR ALCANCE |
| B | VOLCADURA | J | VEHICULO MOTOR ESTACIONADO |
| C | CAIDA DE PASAJERO | K | FERROCARRIL |
| D | INCENDIO | L | BICICLETA |
| E | OTROS | M | ANIMAL |
| COLISION SOBRE EL CAMINO | | N | OBJETO FIJO |
| F | PEATON (ATROPELLAMIENTO) | O | OTROS OBJETOS |

ACCIDENTES EQUIVALENTES A DAÑOS MATERIALES
✝ UN MUERTO = 6 ACCIDENTES
✡ UN HERIDO = 2 ACCIDENTES

# *ACCIDENTES POR KILOMETRO*
# *( 2004 )*

**CARRETERA : GONZALEZ - LLERA DE CANALES (MEX. 81)**
**TRAMO: GONZALEZ - T.C. (CD. VALLES - CD. VICTORIA)**

**DEL KM: 0+000**
**AL KM: 30+000**

| KILOMETRO | SALDOS MUERTOS | SALDOS HERIDOS | SALDOS DAÑOS MATERIALES ($) | CAUSAS CONDUCTOR | CAUSAS PEAO | CAUSAS VEHICULO | CAUSAS CAMINO | CAUSAS GANADO | CAUSAS NATURAL |
|---|---|---|---|---|---|---|---|---|---|
| 0 | | | 2,000 | 01 | | | | | |
| 5 | | 02 | 25,000 | 01 | | 01 | | | |
| | | | 20,000 | 01 | | | | | |
| | | | 30,000 | | | | | | 01 |
| 10 | | | 3,000 | 01 | | | | | |
| | | | 2,000 | 01 | | | | | |
| | | | 50,000 | 02 | | | | | |
| | | | 130,000 | | | 01 | | | |
| | | | 20,000 | 01 | | | | | |
| | 01 | | 30,000 | 01 | | | | | |
| 15 | | | 6,000 | 01 | | | | | |
| | | | 56,000 | 02 | | 01 | | | |
| | | 03 | 67,000 | 01 | | | | | |
| | | | 4,000 | | | 01 | | | |
| | | 01 | 92,000 | 03 | | | | | |
| 20 | | 01 | 28,000 | 02 | | | | | |
| | | 02 | 5,000 | 01 | | | | | |
| 25 | | | 8,000 | 01 | | | | | |
| | | | 10,000 | 01 | | | | | |
| | | | 10,000 | 01 | | | | | |
| | | 01 | 15,000 | 01 | | | | | |
| | | 02 | 23,000 | 01 | | | | | |
| | | | 40,000 | 01 | | | | | |
| 30 | | | 70,000 | 02 | | | | | |

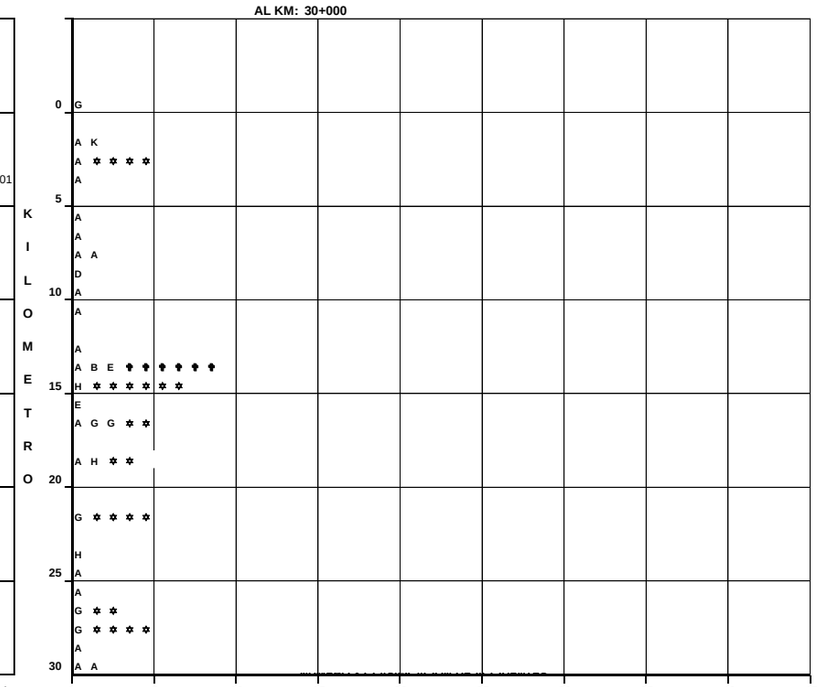


**DEL KM: 30+000**
**AL KM: 65+000**

| KILOMETRO | SALDOS MUERTOS | SALDOS HERIDOS | SALDOS DAÑOS MATERIALES ($) | CAUSAS CONDUCTOR | CAUSAS PEAO | CAUSAS VEHICULO | CAUSAS CAMINO | CAUSAS GANADO | CAUSAS NATURAL |
|---|---|---|---|---|---|---|---|---|---|
| | | 01 | 42,000 | 01 | | | | | |
| | | | 16,000 | 01 | | | | | 01 |
| | | 04 | 195,000 | 03 | | 01 | | | |
| | | | 96,000 | 02 | | 02 | | | |
| | | | | | | | | | |
| | | | | | | | | | |
| | | | 25,000 | 01 | | | | | 01 |
| | | | 45,000 | 01 | | | | | |
| | | | 20,000 | 01 | | | | | |
| | | 01 | 55,000 | 04 | | | | | |
| | 01 | 01 | 105,000 | 02 | | | | | |
| | | 01 | 10,000 | 01 | | | | | |

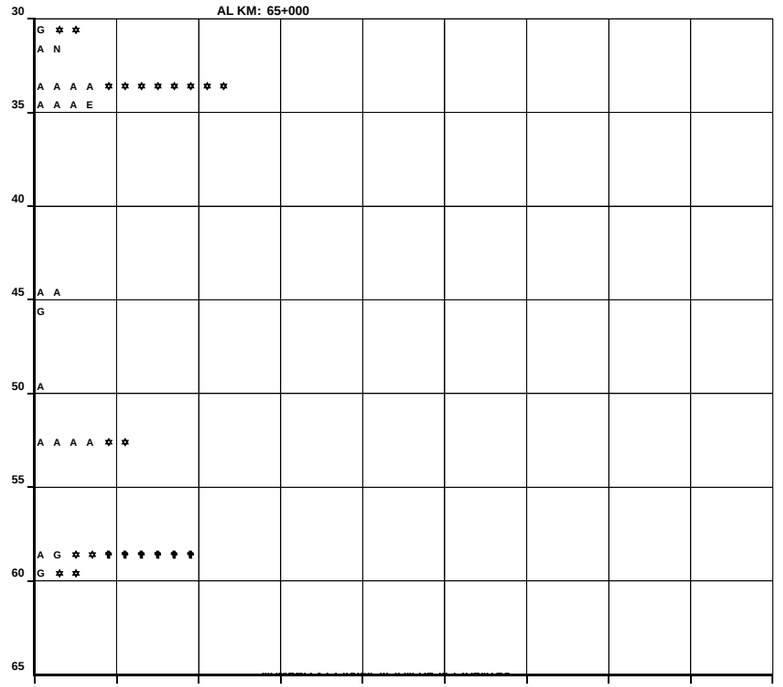


| CLAVE | CLASIFICACION DEL ACCIDENTE | CLAVE | CLASIFICACION DEL ACCIDENTE |
|---|---|---|---|
| **A** | SALIDA DEL CAMINO | COLISION SOBRE EL CAMINO | |
| | | **G** | OTRO VEHICULO MOTOR EN TRANSITO |
| SIN COLISION SOBRE EL CAMINO | | **H** | OTRO VEHICULO MOTOR POR ALCANCE |
| **B** | VOLCADURA | **J** | VEHICULO MOTOR ESTACIONADO |
| **C** | CAIDA DE PASAJERO | **K** | FERROCARRIL |
| **D** | INCENDIO | **L** | BICICLETA |
| **E** | OTROS | **M** | ANIMAL |
| COLISION SOBRE EL CAMINO | | **N** | OBJETO FIJO |
| **F** | PEATON (ATROPELLAMIENTO) | **O** | OTROS OBJETOS |

ACCIDENTES EQUIVALENTES A DAÑOS MATERIALES
✝ UN MUERTO = 6 ACCIDENTES
✲ UN HERIDO = 2 ACCIDENTES

# *ACCIDENTES POR KILOMETRO*
# *( 2004 )*

**CARRETERA : GONZALEZ - LLERA DE CANALES (MEX. 81)**
**TRAMO: GONZALEZ - T.C. (CD. VALLES - CD. VICTORIA)**

**DEL KM: 65+000**
**AL KM: 88+600**

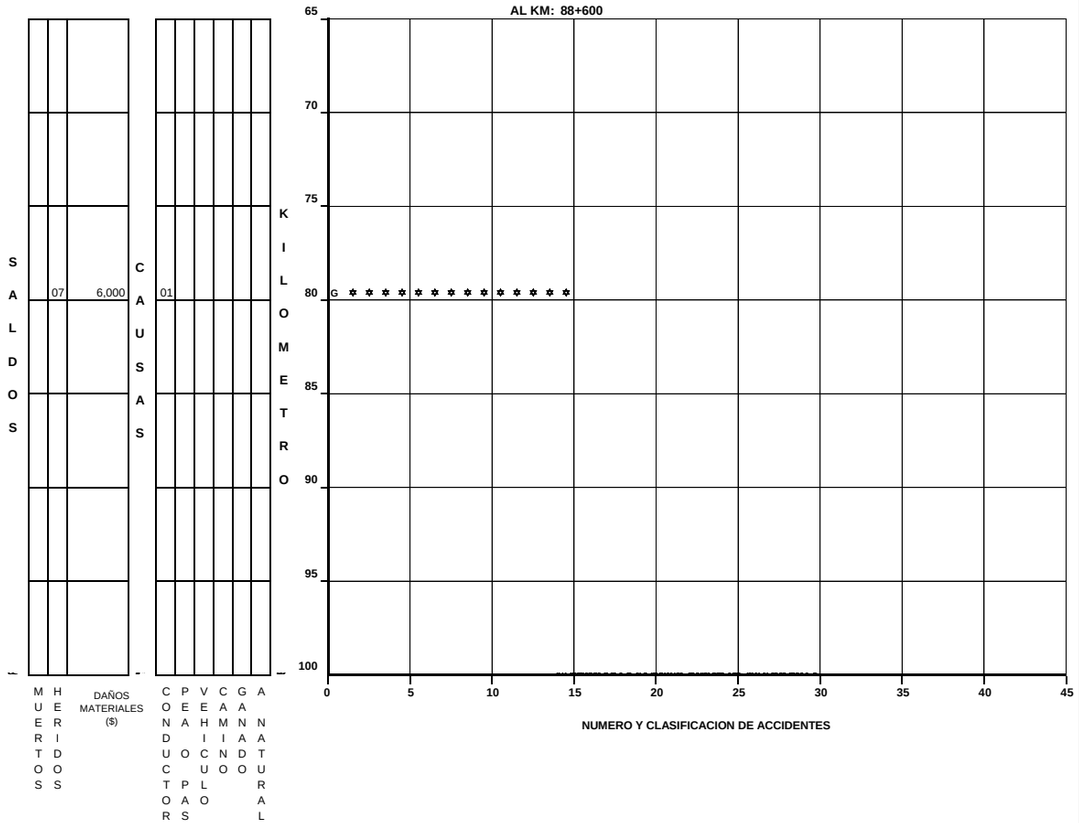


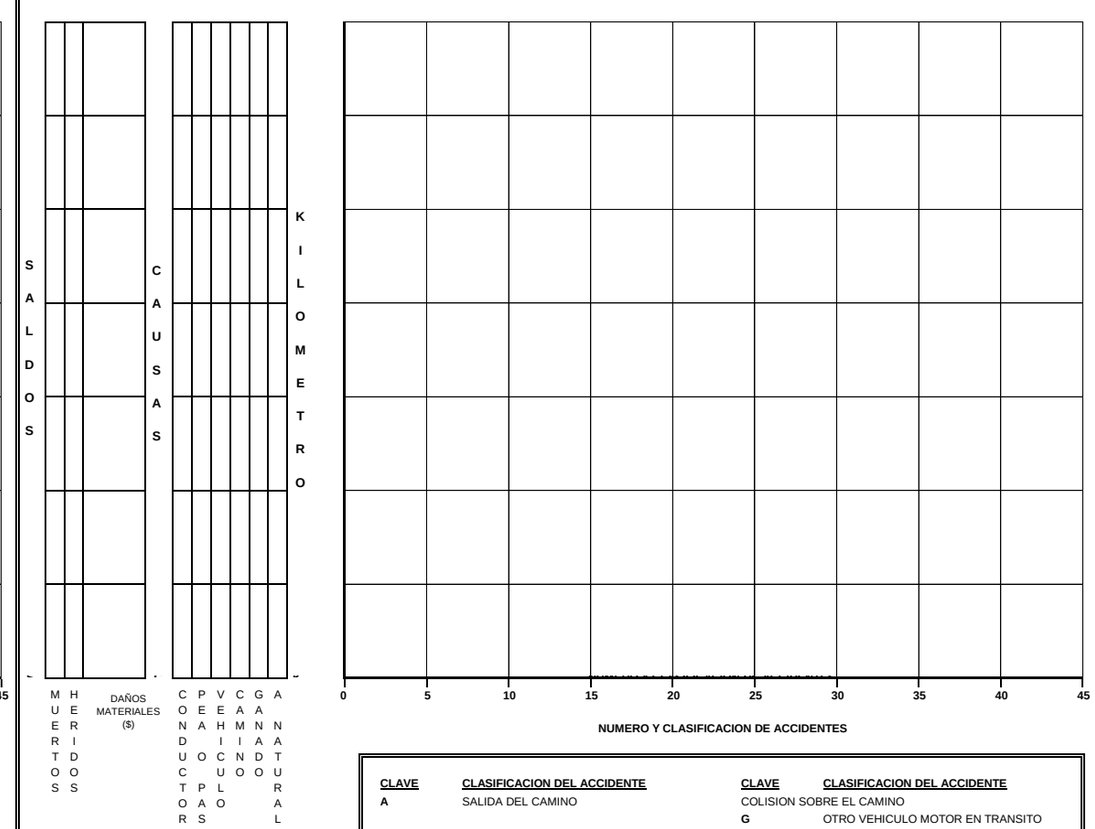


| CLAVE | CLASIFICACION DEL ACCIDENTE | CLAVE | CLASIFICACION DEL ACCIDENTE |
|---|---|---|---|
| A | SALIDA DEL CAMINO | COLISION SOBRE EL CAMINO | |
| | | G | OTRO VEHICULO MOTOR EN TRANSITO |
| SIN COLISION SOBRE EL CAMINO | | H | OTRO VEHICULO MOTOR POR ALCANCE |
| B | VOLCADURA | J | VEHICULO MOTOR ESTACIONADO |
| C | CAIDA DE PASAJERO | K | FERROCARRIL |
| D | INCENDIO | L | BICICLETA |
| E | OTROS | M | ANIMAL |
| COLISION SOBRE EL CAMINO | | N | OBJETO FIJO |
| F | PEATON (ATROPELLAMIENTO) | O | OTROS OBJETOS |

ACCIDENTES EQUIVALENTES A DAÑOS MATERIALES
✝ UN MUERTO = 6 ACCIDENTES
✡ UN HERIDO = 2 ACCIDENTES

# *ACCIDENTES POR KILOMETRO*
# *( 2 0 0 4 )*

**CARRETERA : SAN JOSE DE LAS RUSIAS - TEPEHUAJES (MEX. 82)**
**TRAMO: T.C. (MANUEL - LA COMA) - TEPEHUAJES**

**DEL KM: 0+000**
**AL KM: 32+200**

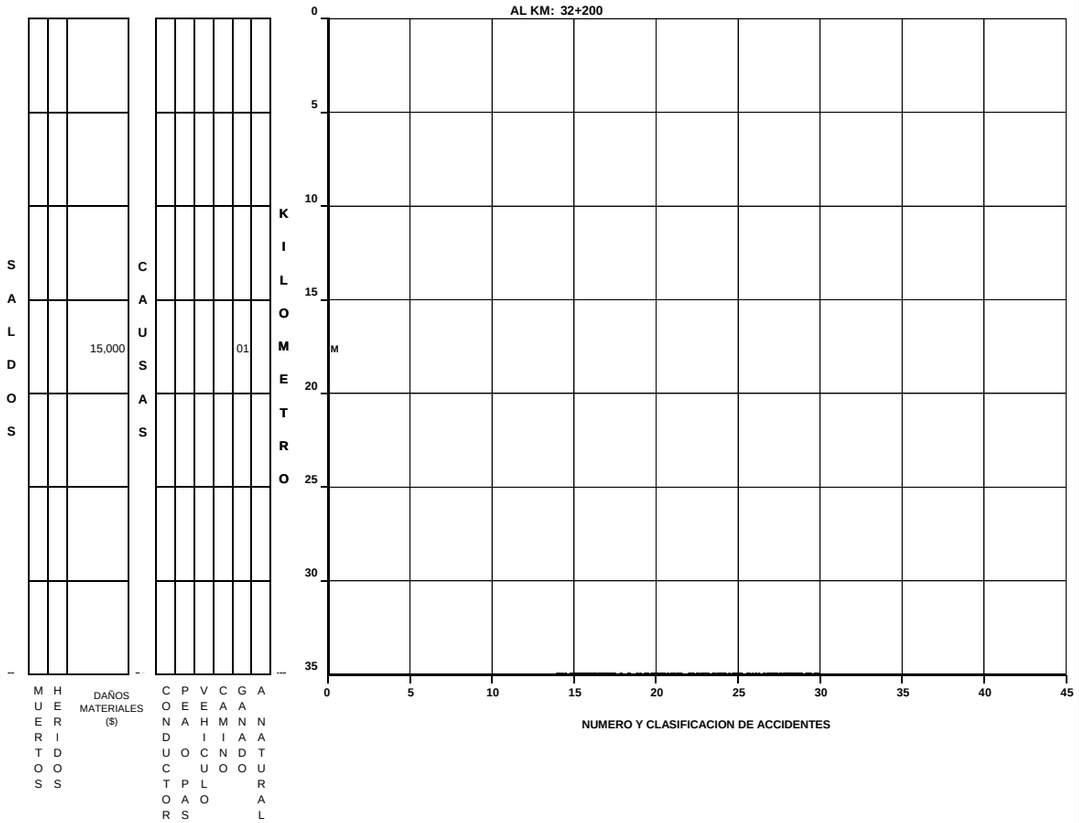


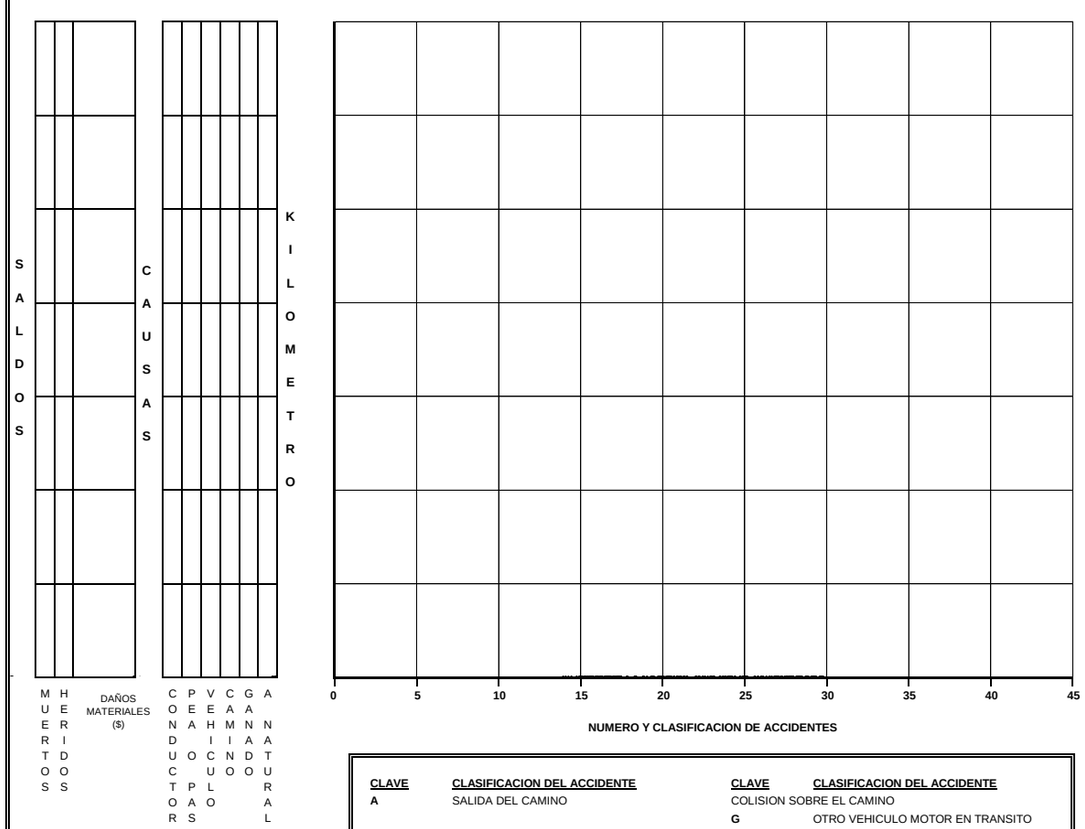


| CLAVE | CLASIFICACION DEL ACCIDENTE | CLAVE | CLASIFICACION DEL ACCIDENTE |
|---|---|---|---|
| A | SALIDA DEL CAMINO | COLISION SOBRE EL CAMINO | |
| | | G | OTRO VEHICULO MOTOR EN TRANSITO |
| SIN COLISION SOBRE EL CAMINO | | H | OTRO VEHICULO MOTOR POR ALCANCE |
| B | VOLCADURA | J | VEHICULO MOTOR ESTACIONADO |
| C | CAIDA DE PASAJERO | K | FERROCARRIL |
| D | INCENDIO | L | BICICLETA |
| E | OTROS | M | ANIMAL |
| COLISION SOBRE EL CAMINO | | N | OBJETO FIJO |
| F | PEATON (ATROPELLAMIENTO) | O | OTROS OBJETOS |

ACCIDENTES EQUIVALENTES A DAÑOS MATERIALES
✝ UN MUERTO = 6 ACCIDENTES
✡ UN HERIDO = 2 ACCIDENTES

# *ACCIDENTES POR KILOMETRO*
# *( 2004 )*

**CARRETERA : IGNACIO ZARAGOZA - CD. VICTORIA (MEX 83)**

**TRAMO: T.C. (GONZALEZ - LLERA DE CANALES) - T.C. (CD. VICTORIA - MONTERREY)**

**DEL KM: 0+000**
**AL KM: 35+000**

| KILOMETRO | SALDOS MUERTOS | SALDOS HERIDOS | SALDOS DAÑOS MATERIALES ($) | CAUSAS CONDUCTOR | CAUSAS PEAO | CAUSAS VEHICULO | CAUSAS CAMINO | CAUSAS GANADO | CAUSAS NATURAL |
|---|---|---|---|---|---|---|---|---|---|
| 0.0 – 5.0 | | | 10,000 | 01 | | | | | |
| | | | 10,000 | 01 | | | | | |
| 5.0 – 10.0 | 04 | 01 | 800,000 | 02 | | | | | 01 |
| | | | 5,000 | | | 01 | | | |
| 10.0 – 15.0 | | 01 | 60,000 | 01 | | | | | |
| | 01 | 01 | 50,000 | 01 | | | | | |
| | | | 60,000 | 01 | | | | | |
| 15.0 – 20.0 | 02 | 01 | 230,000 | 01 | | | | | |
| | | 03 | 15,000 | | | 01 | | | |
| 20.0 – 25.0 | | | 63,000 | 01 | | | | | |
| | | | 80,000 | 01 | | | | | |
| | | 02 | 28,000 | 01 | | | 01 | | |
| 25.0 – 30.0 | | 04 | 100,000 | 01 | | | | | |
| 30.0 – 35.0 | | | 75,000 | 01 | | | | | |
| | | | 12,000 | 01 | | | | | |

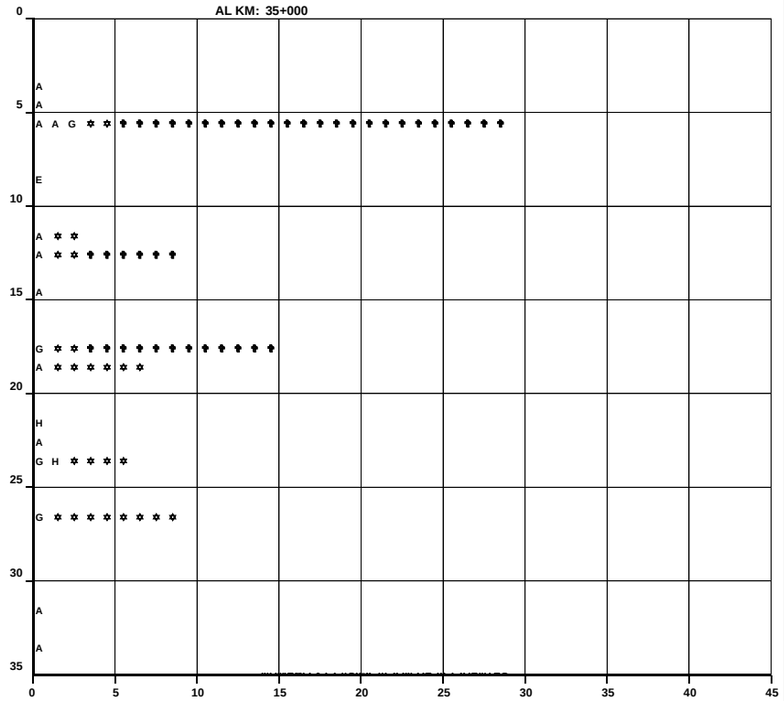


**NUMERO Y CLASIFICACION DE ACCIDENTES**

**DEL KM: 35+000**
**AL KM: 70+000**

| KILOMETRO | SALDOS MUERTOS | SALDOS HERIDOS | SALDOS DAÑOS MATERIALES ($) | CAUSAS CONDUCTOR | CAUSAS PEAO | CAUSAS VEHICULO | CAUSAS CAMINO | CAUSAS GANADO | CAUSAS NATURAL |
|---|---|---|---|---|---|---|---|---|---|
| 35.0 – 40.0 | | 03 | 15,000 | 01 | | | | | |
| | | | 5,000 | 01 | | | | | |
| | | | 145,000 | 01 | | | | | |
| 40.0 – 45.0 | | | 50,000 | 02 | | | | | |
| | | | 20,000 | 01 | | | | | |
| 45.0 – 50.0 | | | 16,000 | 01 | | | | | |
| 50.0 – 55.0 | | 03 | 30,000 | 01 | | | | 01 | |
| | | 10 | 30,000 | 01 | | | | | |
| | | | 26,000 | 01 | | | | | |
| | | 02 | 25,000 | 01 | | | | | |
| 55.0 – 60.0 | | | 80,000 | 01 | | | | | |
| 60.0 – 65.0 | | | 25,000 | 01 | | | | | |
| 65.0 – 70.0 | | | | | | | | | |

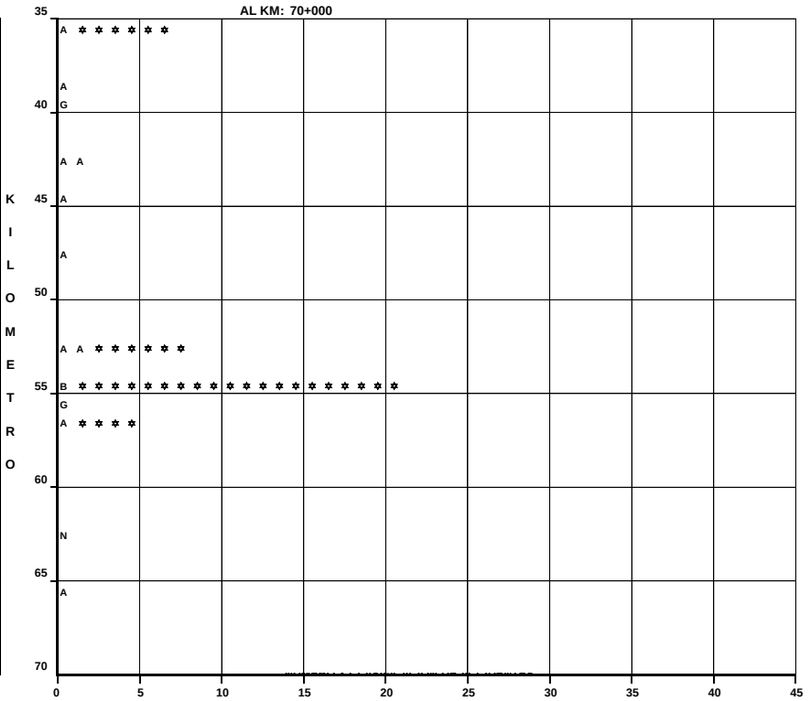


**NUMERO Y CLASIFICACION DE ACCIDENTES**

| CLAVE | CLASIFICACION DEL ACCIDENTE | CLAVE | CLASIFICACION DEL ACCIDENTE |
|---|---|---|---|
| **A** | SALIDA DEL CAMINO | COLISION SOBRE EL CAMINO | |
| | | **G** | OTRO VEHICULO MOTOR EN TRANSITO |
| SIN COLISION SOBRE EL CAMINO | | **H** | OTRO VEHICULO MOTOR POR ALCANCE |
| **B** | VOLCADURA | **J** | VEHICULO MOTOR ESTACIONADO |
| **C** | CAIDA DE PASAJERO | **K** | FERROCARRIL |
| **D** | INCENDIO | **L** | BICICLETA |
| **E** | OTROS | **M** | ANIMAL |
| COLISION SOBRE EL CAMINO | | **N** | OBJETO FIJO |
| **F** | PEATON (ATROPELLAMIENTO) | **O** | OTROS OBJETOS |

ACCIDENTES EQUIVALENTES A DAÑOS MATERIALES
✝ UN MUERTO = 6 ACCIDENTES
✲ UN HERIDO = 2 ACCIDENTES

# *ACCIDENTES POR KILOMETRO*
# *( 2004 )*

**CARRETERA : IGNACIO ZARAGOZA - CD. VICTORIA (MEX 83)**

**TRAMO: T.C. (GONZALEZ - LLERA DE CANALES) - T.C. (CD. VICTORIA - MONTERREY)**

**DEL KM: 70+000**

**AL KM: 92+650**

| KILOMETRO | SALDOS: MUERTOS | SALDOS: HERIDOS | SALDOS: DAÑOS MATERIALES ($) | CAUSAS: CONDUCTOR | CAUSAS: PEAO | CAUSAS: PASAJERO | CAUSAS: VEHICULO | CAUSAS: CAMINO | CAUSAS: GANADO | CAUSAS: ANATURAL |
|---|---|---|---|---|---|---|---|---|---|---|
| 70–75 | 01 | | 20,000 | 01 | | | | | | |
| | | 01 | 15,000 | 01 | | | | | | |
| 75–80 | | | | | | | | | | |
| 80–85 | | | | | | | | | | |
| 85–90 | | 01 | 101,000 | 01 | | | | | | 01 |
| 90–95 | | | | | | | | | | |
| 95–100 | | | | | | | | | | |
| 100–105 | | | | | | | | | | |

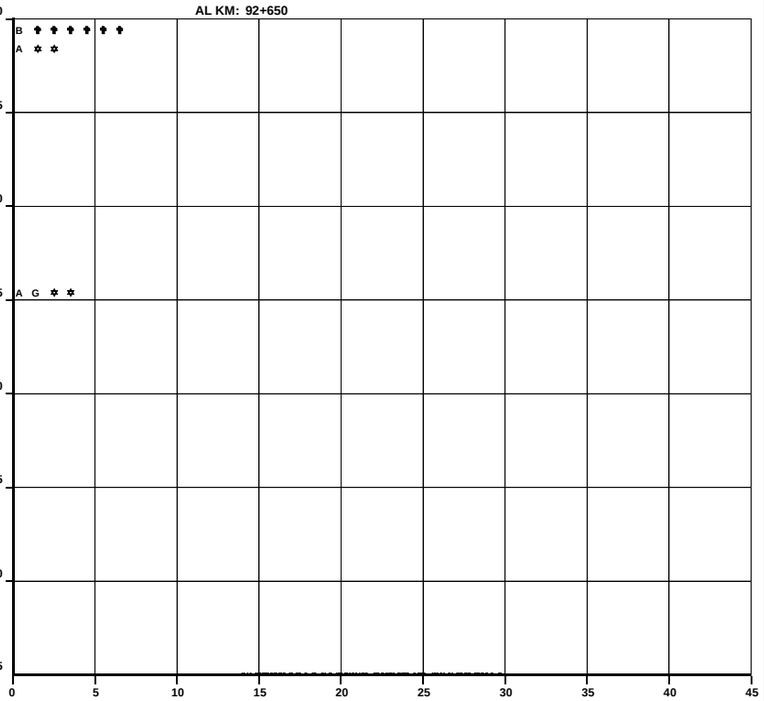


NUMERO Y CLASIFICACION DE ACCIDENTES

| KILOMETRO | SALDOS: MUERTOS | SALDOS: HERIDOS | SALDOS: DAÑOS MATERIALES ($) | CAUSAS: CONDUCTOR | CAUSAS: PEAO | CAUSAS: PASAJERO | CAUSAS: VEHICULO | CAUSAS: CAMINO | CAUSAS: GANADO | CAUSAS: ANATURAL |
|---|---|---|---|---|---|---|---|---|---|---|
| 70–75 | | | | | | | | | | |
| 75–80 | | | | | | | | | | |
| 80–85 | | | | | | | | | | |
| 85–90 | | | | | | | | | | |
| 90–95 | | | | | | | | | | |
| 95–100 | | | | | | | | | | |
| 100–105 | | | | | | | | | | |

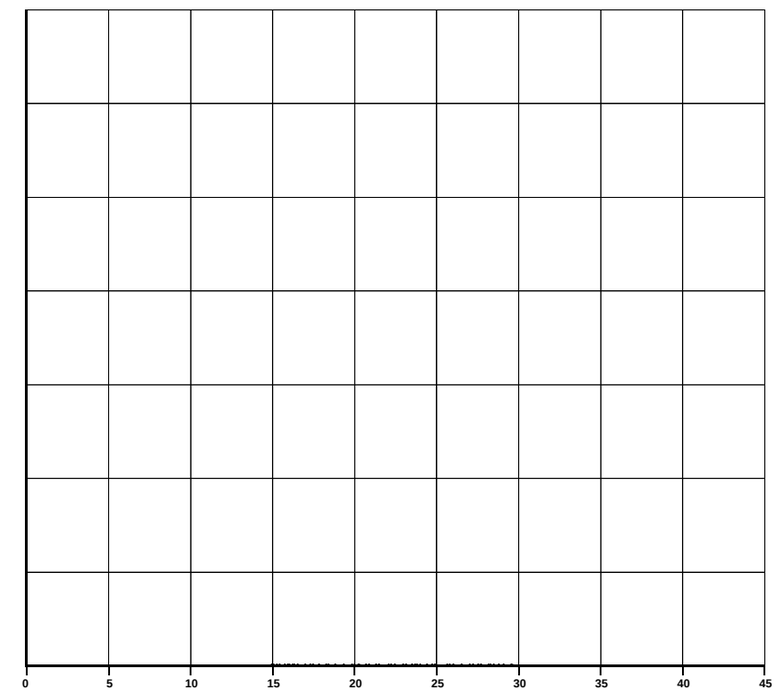


NUMERO Y CLASIFICACION DE ACCIDENTES

| CLAVE | CLASIFICACION DEL ACCIDENTE | CLAVE | CLASIFICACION DEL ACCIDENTE |
|---|---|---|---|
| A | SALIDA DEL CAMINO | COLISION SOBRE EL CAMINO | |
| | | G | OTRO VEHICULO MOTOR EN TRANSITO |
| SIN COLISION SOBRE EL CAMINO | | H | OTRO VEHICULO MOTOR POR ALCANCE |
| B | VOLCADURA | J | VEHICULO MOTOR ESTACIONADO |
| C | CAIDA DE PASAJERO | K | FERROCARRIL |
| D | INCENDIO | L | BICICLETA |
| E | OTROS | M | ANIMAL |
| COLISION SOBRE EL CAMINO | | N | OBJETO FIJO |
| F | PEATON (ATROPELLAMIENTO) | O | OTROS OBJETOS |

ACCIDENTES EQUIVALENTES A DAÑOS MATERIALES

✝ UN MUERTO = 6 ACCIDENTES

✲ UN HERIDO = 2 ACCIDENTES

# *ACCIDENTES POR KILOMETRO*
# *( 2 0 0 4 )*

**CARRETERA : CD. VICTORIA - MONTERREY (MEX. 85)**
**TRAMO: CD. VICTORIA - LIM. EDOS. TAM. / N.L.**

**DEL KM: 3+900**
**AL KM: 35+000**

| KILOMETRO | SALDOS: MUERTOS | SALDOS: HERIDOS | SALDOS: DAÑOS MATERIALES ($) | CAUSAS: CONDUCTOR | CAUSAS: PEA. O PAS. | CAUSAS: VEHICULO | CAUSAS: CAMINO | CAUSAS: GANADO | CAUSAS: A. NATURAL | NUMERO Y CLASIFICACION DE ACCIDENTES |
|---|---|---|---|---|---|---|---|---|---|---|
| 0 - 5 | | | | | | | | | | |
| 5 - 10 | | | 40,000 | | | | 01 | | | A |
| | | | 5,000 | | | | 01 | | | A |
| | | 01 | 7,000 | 01 | 01 | | | | | F H ✡ ✡ |
| 10 - 15 | 01 | | 30,000 | 01 | | | | | | G ✟ ✟ ✟ ✟ ✟ ✟ |
| | 04 | 06 | 135,000 | 02 | | | | | | G G ✡ ✡ ✡ ✡ ✡ ✡ ✡ ✡ ✡ ✡ ✡ ✡ ✟ ✟ ✟ ✟ ✟ ✟ ✟ ✟ ✟ ✟ ✟ ✟ ✟ ✟ ✟ ✟ ✟ ✟ ✟ ✟ ✟ ✟ ✟ ✟ |
| | | 01 | 60,000 | 01 | | | | | | G ✡ ✡ |
| 15 - 20 | | | 23,000 | 01 | | | | | | G |
| 20 - 25 | | 01 | 20,000 | 01 | | | | | | N ✡ ✡ |
| | | 06 | 158,000 | 05 | | | | | | A G G L N ✡ ✡ ✡ ✡ ✡ ✡ ✡ ✡ ✡ ✡ ✡ ✡ |
| 25 - 30 | | | | | | | | | | |
| 30 - 35 | 01 | 02 | 65,000 | 01 | | 01 | | | | B G ✡ ✡ ✡ ✡ ✟ ✟ ✟ ✟ ✟ ✟ |
| | | 01 | 15,000 | 01 | | | | | | H ✡ ✡ |
| | | 02 | 46,000 | 02 | | | | | | H H ✡ ✡ ✡ ✡ |

**NUMERO Y CLASIFICACION DE ACCIDENTES** (0 - 45)

**DEL KM: 35+000**
**AL KM: 70+000**

| KILOMETRO | SALDOS: MUERTOS | SALDOS: HERIDOS | SALDOS: DAÑOS MATERIALES ($) | CAUSAS: CONDUCTOR | CAUSAS: PEA. O PAS. | CAUSAS: VEHICULO | CAUSAS: CAMINO | CAUSAS: GANADO | CAUSAS: A. NATURAL | NUMERO Y CLASIFICACION DE ACCIDENTES |
|---|---|---|---|---|---|---|---|---|---|---|
| 35 - 40 | 01 | 01 | 70,000 | 01 | 01 | | | | | F H ✡ ✡ ✟ ✟ ✟ ✟ ✟ ✟ |
| | | 02 | 32,000 | 02 | | | | | | G L ✡ ✡ ✡ ✡ |
| | | 01 | 0 | | 01 | | | | | F ✡ ✡ |
| | | 04 | 330,000 | 03 | | | | | | G G H ✡ ✡ ✡ ✡ ✡ ✡ ✡ ✡ |
| 40 - 45 | | | 5,000 | 01 | | | | | | A |
| 45 - 50 | | 02 | 53,000 | 01 | | | | | | H ✡ ✡ ✡ ✡ |
| | | 01 | 30,000 | | | | | 01 | | M ✡ ✡ |
| 50 - 55 | | | | | | | | | | |
| 55 - 60 | 01 | 01 | 15,000 | | 01 | 01 | | | | E F ✡ ✡ ✟ ✟ ✟ ✟ ✟ ✟ |
| | | 02 | 28,000 | 01 | | | | | | G ✡ ✡ ✡ ✡ |
| 60 - 65 | | | | | | | | | | |
| 65 - 70 | 03 | | 620,000 | 01 | | | | | | G ✟ ✟ ✟ ✟ ✟ ✟ ✟ ✟ ✟ ✟ ✟ ✟ ✟ ✟ ✟ ✟ ✟ ✟ |

**NUMERO Y CLASIFICACION DE ACCIDENTES** (0 - 45)

| CLAVE | CLASIFICACION DEL ACCIDENTE | CLAVE | CLASIFICACION DEL ACCIDENTE |
|---|---|---|---|
| A | SALIDA DEL CAMINO | | COLISION SOBRE EL CAMINO |
| | | G | OTRO VEHICULO MOTOR EN TRANSITO |
| SIN COLISION SOBRE EL CAMINO | | H | OTRO VEHICULO MOTOR POR ALCANCE |
| B | VOLCADURA | J | VEHICULO MOTOR ESTACIONADO |
| C | CAIDA DE PASAJERO | K | FERROCARRIL |
| D | INCENDIO | L | BICICLETA |
| E | OTROS | M | ANIMAL |
| COLISION SOBRE EL CAMINO | | N | OBJETO FIJO |
| F | PEATON (ATROPELLAMIENTO) | O | OTROS OBJETOS |

ACCIDENTES EQUIVALENTES A DAÑOS MATERIALES
✟ UN MUERTO = 6 ACCIDENTES
✡ UN HERIDO = 2 ACCIDENTES

# ACCIDENTES POR KILOMETRO
## ( 2004 )

**CARRETERA : CD. VICTORIA - MONTERREY (MEX. 85)**
**TRAMO: CD. VICTORIA - LIM. EDOS. TAM. / N.L.**

**DEL KM: 70+000**
**AL KM: 105+000**

| KILOMETRO | MUERTOS | HERIDOS | DAÑOS MATERIALES ($) | CONDUCTOR | PEAT. | VEHICULO | CAMINO | GANADO | ANTURAL |
|---|---|---|---|---|---|---|---|---|---|
| 70–75 | | 02 | 30,000 | 01 | | | | | |
| 75–80 | 01 | | 3,000 | | 01 | | | | |
| 80–85 | | | 30,000 | 01 | | | | | |
| | | 08 | 163,000 | 03 | | | | | |
| | | 05 | 30,000 | 01 | | | | | |
| | | | 52,000 | 01 | | | | | |
| 85–90 | | 02 | 65,000 | 01 | | | | | |
| 90–95 | | | 10,000 | 01 | | | | | |
| 95–100 | | 01 | 230,000 | 01 | | | | | 01 |
| | | 04 | 60,000 | 01 | | | | | |
| 100–105 | | | 130,000 | 01 | | | | | |
| | 01 | 01 | 165,000 | 01 | | | 01 | | |
| | | 01 | 30,000 | 01 | | | | | |

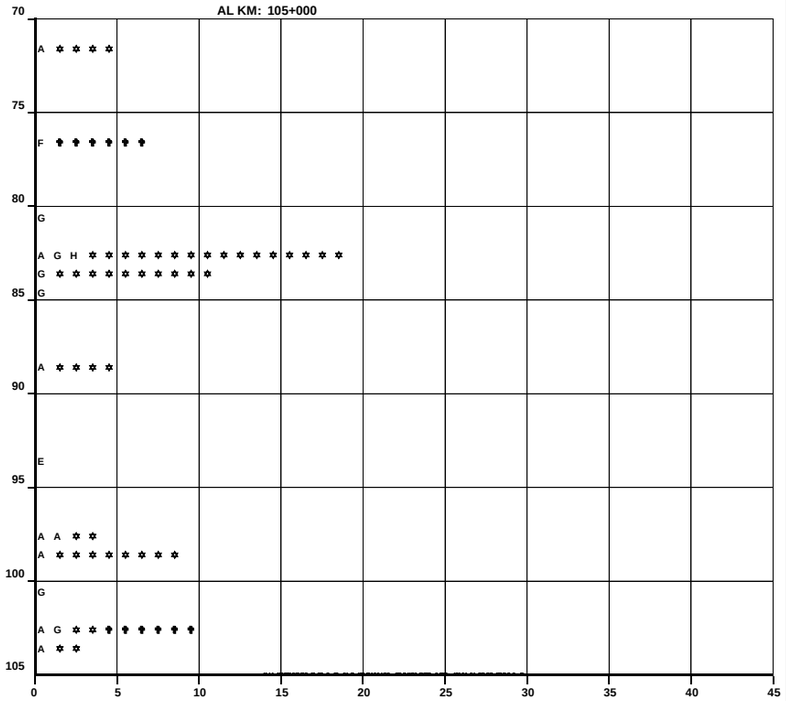


**DEL KM: 105+000**
**AL KM: 126+160**

| KILOMETRO | MUERTOS | HERIDOS | DAÑOS MATERIALES ($) | CONDUCTOR | PEAT. | VEHICULO | CAMINO | GANADO | ANTURAL |
|---|---|---|---|---|---|---|---|---|---|
| 105–110 | 02 | 03 | 375,000 | 01 | | | | | 02 |
| | 02 | 04 | 190,000 | 01 | 01 | | 01 | | |
| | | | 60,000 | | | 01 | | | |
| | | 03 | 50,000 | | | 01 | | | |
| 110–115 | | | 31,000 | 01 | | | | | |
| | | 02 | 30,000 | | | 01 | | | |
| 115–120 | | | 18,000 | 01 | | | | | |
| 120–125 | | 01 | 120,000 | 01 | | | | | |
| 125–130 | | 04 | 210,000 | 01 | | | | | |
| 130–135 | | | | | | | | | |
| 135–140 | | | | | | | | | |

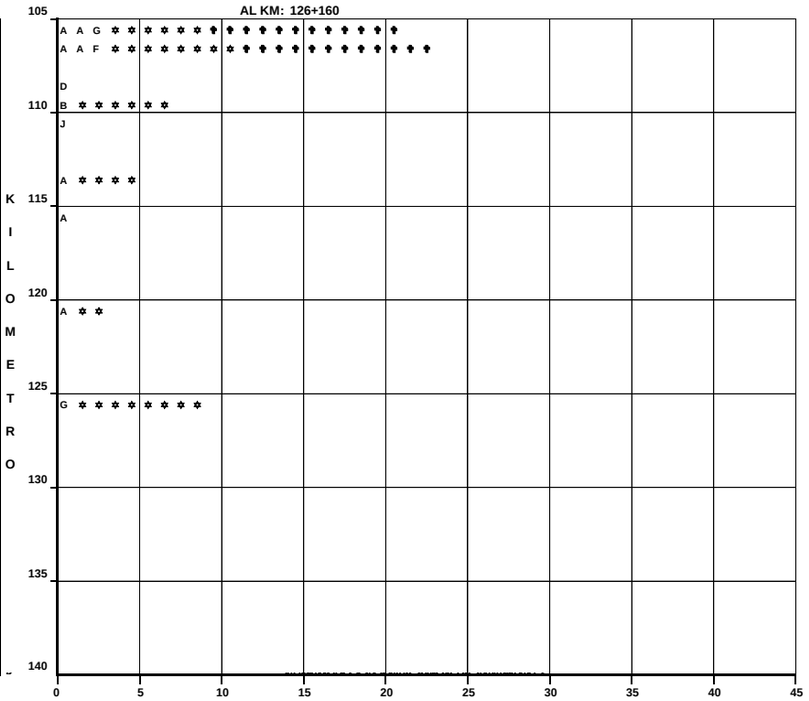


| CLAVE | CLASIFICACION DEL ACCIDENTE | CLAVE | CLASIFICACION DEL ACCIDENTE |
|---|---|---|---|
| A | SALIDA DEL CAMINO | COLISION SOBRE EL CAMINO | |
| | | G | OTRO VEHICULO MOTOR EN TRANSITO |
| SIN COLISION SOBRE EL CAMINO | | H | OTRO VEHICULO MOTOR POR ALCANCE |
| B | VOLCADURA | J | VEHICULO MOTOR ESTACIONADO |
| C | CAIDA DE PASAJERO | K | FERROCARRIL |
| D | INCENDIO | L | BICICLETA |
| E | OTROS | M | ANIMAL |
| COLISION SOBRE EL CAMINO | | N | OBJETO FIJO |
| F | PEATON (ATROPELLAMIENTO) | O | OTROS OBJETOS |

ACCIDENTES EQUIVALENTES A DAÑOS MATERIALES
✝ UN MUERTO = 6 ACCIDENTES
✲ UN HERIDO = 2 ACCIDENTES

# *ACCIDENTES POR KILOMETRO*
# *( 2004 )*

**CARRETERA : CD. VALLES - CD. VICTORIA (MEX. 85)**
**TRAMO: LIM. EDOS. S.L.P./TAM. - CIUDAD VICTORIA**

**DEL KM: 50+400**
**AL KM: 80+000**

| KILOMETRO | MUERTOS | HERIDOS | DAÑOS MATERIALES ($) | CONDUCTOR | PEAO | VEHICULO | CAMINO | GANADO | ANATURAL |
|---|---|---|---|---|---|---|---|---|---|
| 50 | | | | | | | | | |
| 55 | | | 85,000 | | | 01 | | 01 | |
| 60 | | 01 | 180,000 | 01 | | | | | |
| 65 | | | 40,000 | 01 | | | | | |
| 70 | | 02 | 20,000<br>40,000 | 02<br>01 | | | | | |
| 75 | | | | | | | | | |
| 80 | | | 70,000 | 01 | | 01 | | | |
| | | 03 | 4,000 | | | 01 | | | |
| | | 01 | 3,000 | 01 | | | | | |

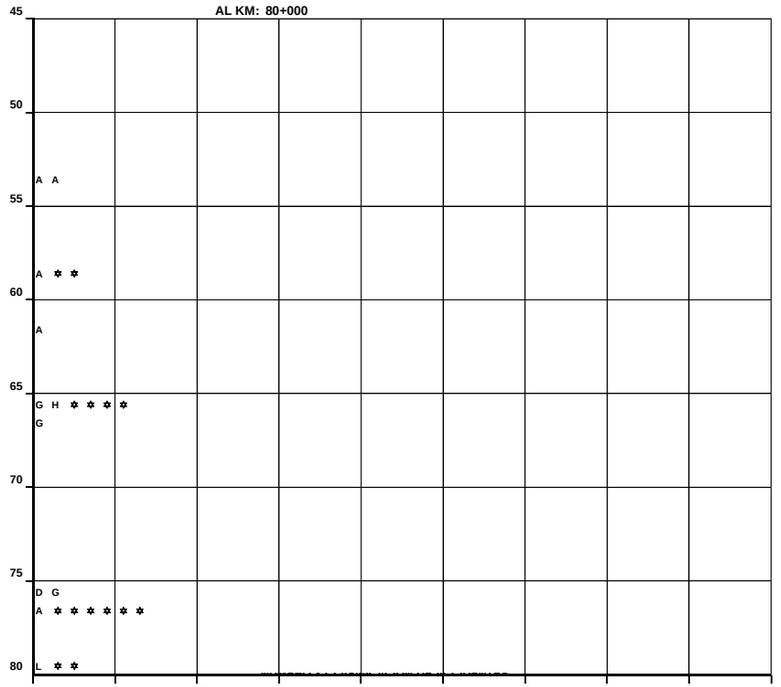


**NUMERO Y CLASIFICACION DE ACCIDENTES**

**DEL KM: 80+000**
**AL KM: 115+000**

| KILOMETRO | MUERTOS | HERIDOS | DAÑOS MATERIALES ($) | CONDUCTOR | PEAO | VEHICULO | CAMINO | GANADO | ANATURAL |
|---|---|---|---|---|---|---|---|---|---|
| | | 01 | 20,000 | 01 | | | | | |
| | | | 20,000 | 01 | | | | | |
| | 01 | | 1,000 | 01 | | | | | |
| | | | 9,000 | 01 | | | | | |
| | | | 11,000 | 01 | | | | | |
| | | 01 | 12,000 | 02 | | | | | |
| | | 03 | 22,000 | 03 | | | | | |
| | | | 66,000 | 02 | | | | | |
| | | 02 | 49,000 | 03 | | | | | |
| | | 01 | 62,000 | 04 | | | | | |
| | | 01 | 48,000 | 04 | | | | | |
| | | | 20,000 | 01 | | | | | |
| | | | 63,000 | 03 | | | | | 01 |
| | | | 5,000 | 01 | | | | | |
| | | | 23,000 | 02 | | | | | |
| | | 01 | 10,000 | 01 | | | | | |
| | | 01 | 25,000 | 03 | | | | | |
| | | | 10,000 | | | | 01 | | |
| | | | 7,000 | 01 | | | | | |
| | | 01 | 80,000 | 01 | | | | | |

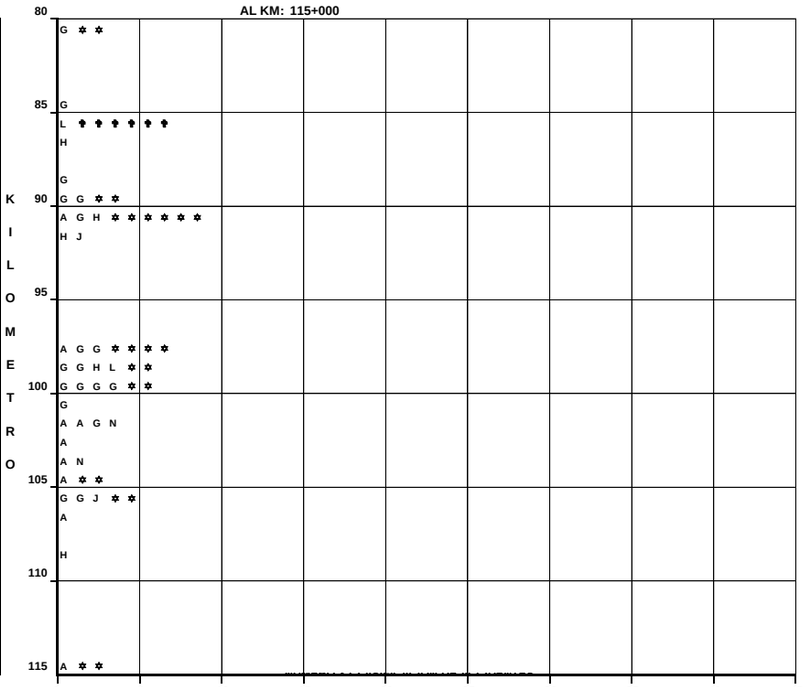


**NUMERO Y CLASIFICACION DE ACCIDENTES**

| CLAVE | CLASIFICACION DEL ACCIDENTE | CLAVE | CLASIFICACION DEL ACCIDENTE |
|---|---|---|---|
| **A** | SALIDA DEL CAMINO | COLISION SOBRE EL CAMINO | |
| | | **G** | OTRO VEHICULO MOTOR EN TRANSITO |
| SIN COLISION SOBRE EL CAMINO | | **H** | OTRO VEHICULO MOTOR POR ALCANCE |
| **B** | VOLCADURA | **J** | VEHICULO MOTOR ESTACIONADO |
| **C** | CAIDA DE PASAJERO | **K** | FERROCARRIL |
| **D** | INCENDIO | **L** | BICICLETA |
| **E** | OTROS | **M** | ANIMAL |
| COLISION SOBRE EL CAMINO | | **N** | OBJETO FIJO |
| **F** | PEATON (ATROPELLAMIENTO) | **O** | OTROS OBJETOS |

ACCIDENTES EQUIVALENTES A DAÑOS MATERIALES
✝ UN MUERTO = 6 ACCIDENTES
✲ UN HERIDO = 2 ACCIDENTES

# *ACCIDENTES POR KILOMETRO*
# *( 2004 )*

**CARRETERA : CD. VALLES - CD. VICTORIA (MEX. 85)**
**TRAMO: LIM. EDOS. S.L.P./TAM. - CIUDAD VICTORIA**

**DEL KM: 115+000**
**AL KM: 150+000**

| KILOMETRO | SALDOS: MUERTOS | SALDOS: HERIDOS | SALDOS: DAÑOS MATERIALES ($) | CAUSAS: CONDUCTOR | CAUSAS: PEAOR | CAUSAS: VEHICULO | CAUSAS: CAMINO | CAUSAS: GANADO | CAUSAS: ANATURAL |
|---|---|---|---|---|---|---|---|---|---|
| 115–116 | | 01 | 3,000 | 01 | | | | | |
| 116–117 | | | 5,000 | 01 | | | | | |
| 117–118 | | 01 | 16,000 | 01 | | | | | |
| 118–119 | | | | | | | | | |
| 119–120 | | | | | | | | | |
| 120–121 | | | | | | | | | |
| 121–122 | | | | | | | | | |
| 122–123 | | | | | | | | | |
| 123–124 | | | 30,000 | | | | | | 01 |
| 124–125 | | | | | | | | | |
| 125–126 | | | | | | | | | |
| 126–127 | | | | | | | | | |
| 127–128 | | | | | | | | | |
| 128–129 | | | | | | | | | |
| 129–130 | | | | | | | | | |
| 130–131 | | 01 | 2,000 | 01 | | | | | |
| 131–132 | | | | | | | | | |
| 132–133 | | | | | | | | | |
| 133–134 | | | | | | | | | |
| 134–135 | 03 | 06 | 20,000 | | | | | | 01 |
| 135–136 | | | | | | | | | |
| 136–137 | | | | | | | | | |
| 137–138 | | | | | | | | | |
| 138–139 | | | | | | | | | |
| 139–140 | | | 15,000 | 01 | | | | | |
| 140–141 | | | | | | | | | |
| 141–142 | | | | | | | | | |
| 142–143 | 01 | 05 | 6,000 | 01 | | | | | |
| 143–144 | | | | | | | | | |
| 144–145 | | | | | | | | | |
| 145–146 | | | 35,000 | 01 | | | | | |
| 146–147 | | | | | | | | | |
| 147–148 | | | | | | | | | |
| 148–149 | | 06 | 30,000 | 01 | | | | | |
| 149–150 | | 02 | 55,000 | 02 | | | | | |

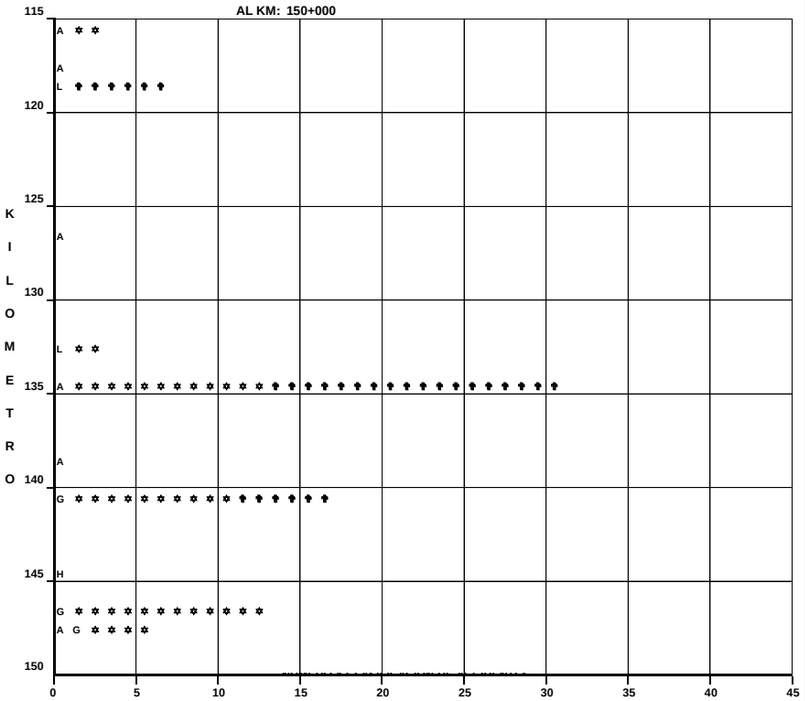


NUMERO Y CLASIFICACION DE ACCIDENTES

**DEL KM: 150+000**
**AL KM: 185+000**

| KILOMETRO | SALDOS: MUERTOS | SALDOS: HERIDOS | SALDOS: DAÑOS MATERIALES ($) | CAUSAS: CONDUCTOR | CAUSAS: PEAOR | CAUSAS: VEHICULO | CAUSAS: CAMINO | CAUSAS: GANADO | CAUSAS: ANATURAL |
|---|---|---|---|---|---|---|---|---|---|
| 150–151 | | 03 | 93,000 | 01 | | | | | 01 |
| 151–152 | | 04 | 68,000 | 02 | | | 01 | | |
| 152–153 | | 06 | 137,000 | 02 | | | | | 01 |
| 153–154 | | | | | | | | | |
| 154–155 | | | | | | | | | |
| 155–156 | | | | | | | | | |
| 156–157 | | | | | | | | | |
| 157–158 | | | | | | | | | |
| 158–159 | | | | | | | | | |
| 159–160 | | | | | | | | | |
| 160–161 | | | | | | | | | |
| 161–162 | | | | | | | | | |
| 162–163 | | 02 | 18,000 | 01 | | | | | |
| 163–164 | | | 50,000 | 01 | | | | | |
| 164–165 | | | | | | | | | |
| 165–166 | | | | | | | | | |
| 166–167 | | | | | | | | | |
| 167–168 | | | | | | | | | |
| 168–169 | | | | | | | | | |
| 169–170 | | | | | | | | | |
| 170–171 | 01 | 01 | 7,000 | 02 | | | | | |
| 171–172 | | | 6,000 | 01 | | | | | |
| 172–173 | | | | | | | | | |
| 173–174 | | | | | | | | | |
| 174–175 | | | | | | | | | |
| 175–176 | | | | | | | | | |
| 176–177 | | 02 | 200,000 | 01 | | | 01 | | 01 |
| 177–178 | | 03 | 15,000 | 01 | | | | | |
| 178–179 | | | | | | | | | |
| 179–180 | | | | | | | | | |
| 180–181 | | | | | | | | | |
| 181–182 | | | | | | | | | |
| 182–183 | | | | | | | | | |
| 183–184 | | | | | | | | | |
| 184–185 | | 01 | 25,000 | 01 | | | | | |

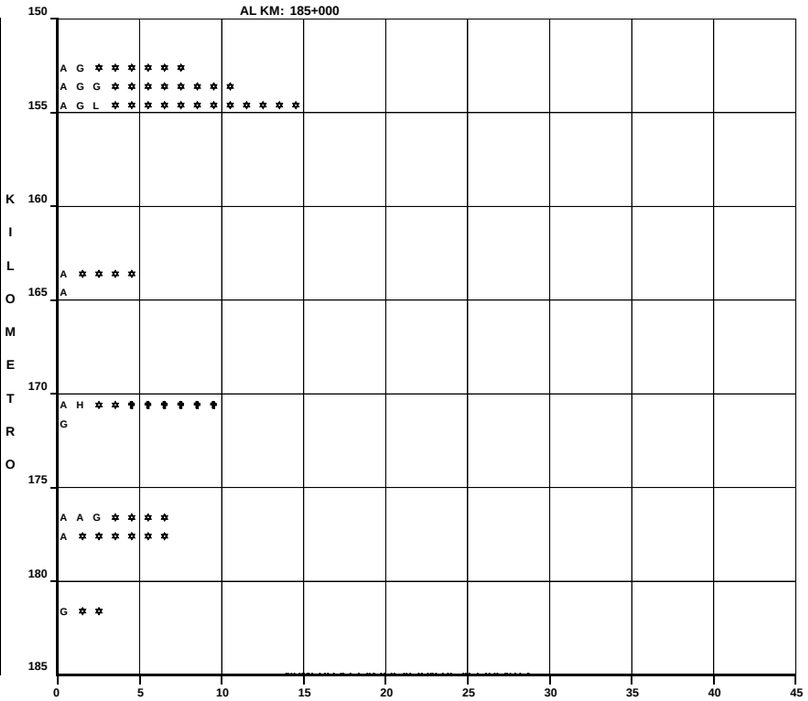


NUMERO Y CLASIFICACION DE ACCIDENTES

| CLAVE | CLASIFICACION DEL ACCIDENTE | CLAVE | CLASIFICACION DEL ACCIDENTE |
|---|---|---|---|
| **A** | SALIDA DEL CAMINO | COLISION SOBRE EL CAMINO | |
| | | **G** | OTRO VEHICULO MOTOR EN TRANSITO |
| SIN COLISION SOBRE EL CAMINO | | **H** | OTRO VEHICULO MOTOR POR ALCANCE |
| **B** | VOLCADURA | **J** | VEHICULO MOTOR ESTACIONADO |
| **C** | CAIDA DE PASAJERO | **K** | FERROCARRIL |
| **D** | INCENDIO | **L** | BICICLETA |
| **E** | OTROS | **M** | ANIMAL |
| COLISION SOBRE EL CAMINO | | **N** | OBJETO FIJO |
| **F** | PEATON (ATROPELLAMIENTO) | **O** | OTROS OBJETOS |

ACCIDENTES EQUIVALENTES A DAÑOS MATERIALES
✝ UN MUERTO = 6 ACCIDENTES
✲ UN HERIDO = 2 ACCIDENTES

# *ACCIDENTES POR KILOMETRO*
# *( 2004 )*

**CARRETERA : CD. VALLES - CD. VICTORIA (MEX. 85)**
**TRAMO: LIM. EDOS. S.L.P./TAM. - CIUDAD VICTORIA**

**DEL KM: 185+000**
**AL KM: 220+000**

| SALDOS | MUERTOS | HERIDOS | DAÑOS MATERIALES ($) | CAUSAS | CONDUCTOR | PEAO | VEHICULO | CAMINO | GANADO | ANATURAL |
|---|---|---|---|---|---|---|---|---|---|---|
| | | 01 | 30,000 | | 01 | | | | | |
| | | 06 | 315,000 | | 02 | | | 01 | | 01 |
| | | | 20,000 | | | | | 01 | | |
| | 01 | 01 | 80,000 | | 02 | | | | | |
| | | 01 | 60,000 | | 01 | | | | | |
| | | | 19,000 | | 01 | | | | | |

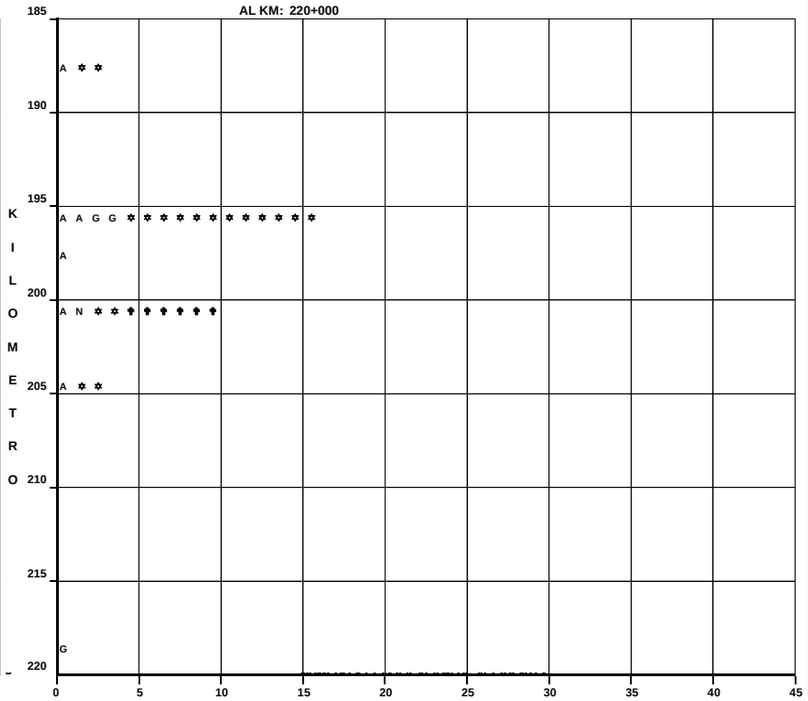


**DEL KM: 220+000**
**AL KM: 226+900**

| SALDOS | MUERTOS | HERIDOS | DAÑOS MATERIALES ($) | CAUSAS | CONDUCTOR | PEAO | VEHICULO | CAMINO | GANADO | ANATURAL |
|---|---|---|---|---|---|---|---|---|---|---|

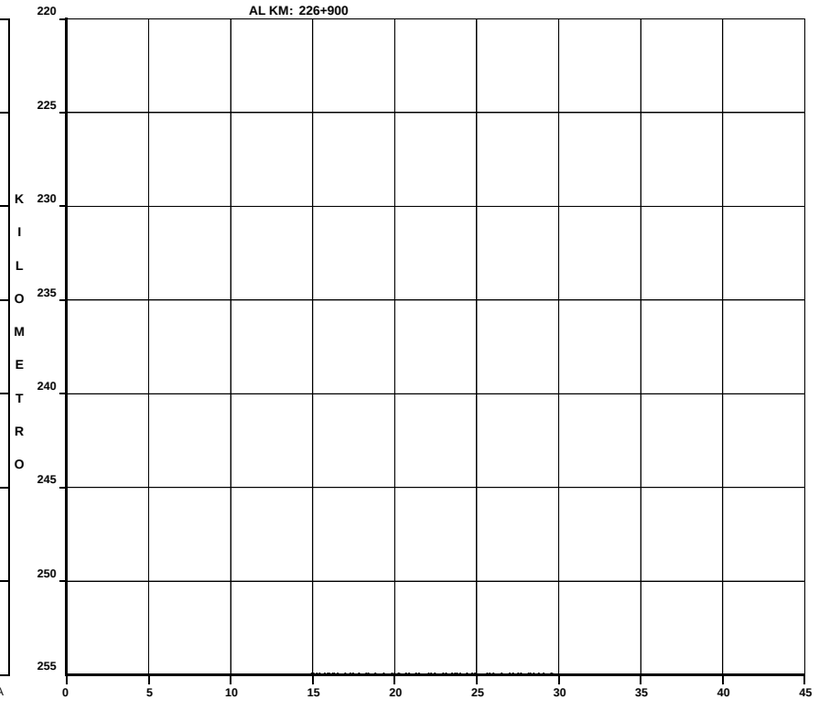


| CLAVE | CLASIFICACION DEL ACCIDENTE | CLAVE | CLASIFICACION DEL ACCIDENTE |
|---|---|---|---|
| A | SALIDA DEL CAMINO | COLISION SOBRE EL CAMINO | |
| | | G | OTRO VEHICULO MOTOR EN TRANSITO |
| SIN COLISION SOBRE EL CAMINO | | H | OTRO VEHICULO MOTOR POR ALCANCE |
| B | VOLCADURA | J | VEHICULO MOTOR ESTACIONADO |
| C | CAIDA DE PASAJERO | K | FERROCARRIL |
| D | INCENDIO | L | BICICLETA |
| E | OTROS | M | ANIMAL |
| COLISION SOBRE EL CAMINO | | N | OBJETO FIJO |
| F | PEATON (ATROPELLAMIENTO) | O | OTROS OBJETOS |

ACCIDENTES EQUIVALENTES A DAÑOS MATERIALES
✝ UN MUERTO = 6 ACCIDENTES
✲ UN HERIDO = 2 ACCIDENTES

# *ACCIDENTES POR KILOMETRO*
# *( 2004 )*

**CARRETERA : MONTERREY - NUEVO LAREDO (MEX. 85)**
**TRAMO: MONTERREY - NUEVO LAREDO**

**DEL KM: 173+000**
**AL KM: 205+000**

| KILOMETRO | MUERTOS | HERIDOS | DAÑOS MATERIALES ($) | CONDUCTOR | PEAO | VEHICULO | CAMINO | GANADO | ANATURAL |
|---|---|---|---|---|---|---|---|---|---|
| 173 | | 03 | 50,000 | | | | | | 01 |
| | | | 100,000 | | | | | | 01 |
| 178 | | | | | | | | | |
| 179 | | | | | | | | | |
| 180 | 01 | 02 | 70,000 | 01 | | | | | 01 |
| | | 02 | 35,000 | 01 | | 01 | | | |
| | | | 200,000 | 01 | | | | | |
| 181 | 01 | 02 | 115,000 | 02 | | 01 | | | |
| | 01 | 01 | 100,000 | 01 | | 01 | | | |
| | | 01 | 860,000 | 03 | | | | | |
| | | 05 | 110,000 | 01 | | | | | 01 |
| | 01 | | 30,000 | 01 | | | | | |
| 190 | 01 | 09 | 230,000 | 01 | | | | | |
| | | 03 | 371,000 | 02 | | | 01 | | |
| | | | 60,000 | | | 01 | | | |
| | | | 40,000 | 01 | | | | | |
| | | | 220,000 | 02 | | | | | |
| 195 | | | | | | | | | |
| 196 | | | 40,000 | 01 | | | | | |
| | | | 20,000 | 01 | | | | | |
| | | | 75,000 | 01 | | | | | |
| 200 | | | | | | | | | |
| 201 | | | | | | | | | |
| 202 | | | | | | | | | |
| 203 | | | | | | | | | |
| 204 | | | | | | | | | |
| 205 | | | 14,000 | 02 | | | | 01 | |

SALDOS — CAUSAS

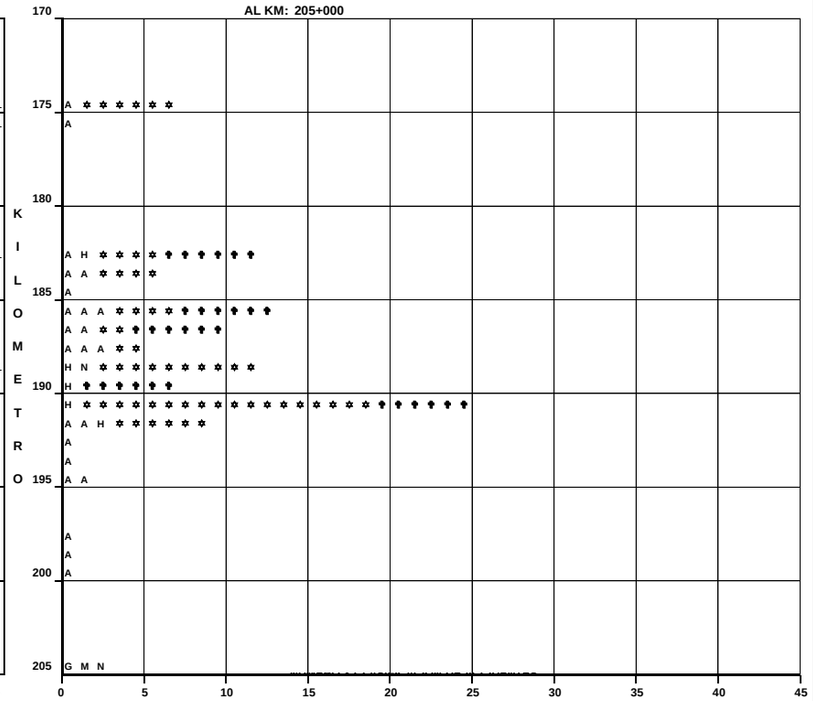


**DEL KM: 205+000**
**AL KM: 214+000**

| KILOMETRO | MUERTOS | HERIDOS | DAÑOS MATERIALES ($) | CONDUCTOR | PEAO | VEHICULO | CAMINO | GANADO | ANATURAL |
|---|---|---|---|---|---|---|---|---|---|
| 205 | | | 5,000 | 01 | | | | | |
| | | | 150,000 | | | | | | 01 |
| | | 01 | 100,000 | | | 01 | | 01 | |
| 209 | | 02 | 57,000 | 02 | | | | | |
| 210 | | | | | | | | | |
| 211 | | | | | | | | | |
| 212 | | | | | | | | | |
| 213 | | | | | | | | | |
| 214 | | | | | | | | | |

SALDOS — CAUSAS

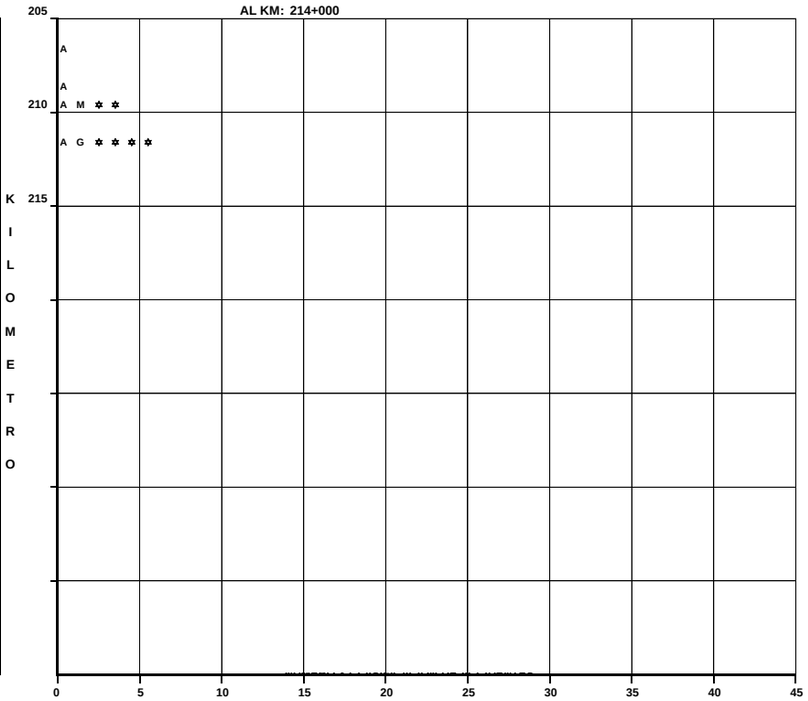


| CLAVE | CLASIFICACION DEL ACCIDENTE | CLAVE | CLASIFICACION DEL ACCIDENTE |
|---|---|---|---|
| A | SALIDA DEL CAMINO | COLISION SOBRE EL CAMINO | |
| | | G | OTRO VEHICULO MOTOR EN TRANSITO |
| SIN COLISION SOBRE EL CAMINO | | H | OTRO VEHICULO MOTOR POR ALCANCE |
| B | VOLCADURA | J | VEHICULO MOTOR ESTACIONADO |
| C | CAIDA DE PASAJERO | K | FERROCARRIL |
| D | INCENDIO | L | BICICLETA |
| E | OTROS | M | ANIMAL |
| COLISION SOBRE EL CAMINO | | N | OBJETO FIJO |
| F | PEATON (ATROPELLAMIENTO) | O | OTROS OBJETOS |

ACCIDENTES EQUIVALENTES A DAÑOS MATERIALES
✝ UN MUERTO = 6 ACCIDENTES
✲ UN HERIDO = 2 ACCIDENTES

# *ACCIDENTES POR KILOMETRO*
# *( 2004 )*

**CARRETERA : LIBRAMIENTO DE NUEVO LAREDO II (MEX. 85)**
**TRAMO: T.C. (MONTERREY - NUEVO LAREDO) - T.C.(NUEVO LAREDO - PIEDRAS NEGRAS)**

**DEL KM: 0+000**
**AL KM: 30+000**

| KILOMETRO | SALDOS MUERTOS | SALDOS HERIDOS | SALDOS DAÑOS MATERIALES ($) | CAUSAS CONDUCTOR | CAUSAS PEAO | CAUSAS VEHICULO | CAUSAS CAMINO | CAUSAS ANATURAL |
|---|---|---|---|---|---|---|---|---|
| 0 | | 01 | 20,000 | 01 | | | | |
| 5 | | | 65,000 | 01 | | | | |
| 10 | | 02 | 15,000 | | | 01 | | |
| 15 | | 02 | 50,000 | 01 | | | | |
| 20 | | | | | | | | |
| 25 | | 01 | 25,000 | 01 | | | | |
| 30 | | | | | | | | |

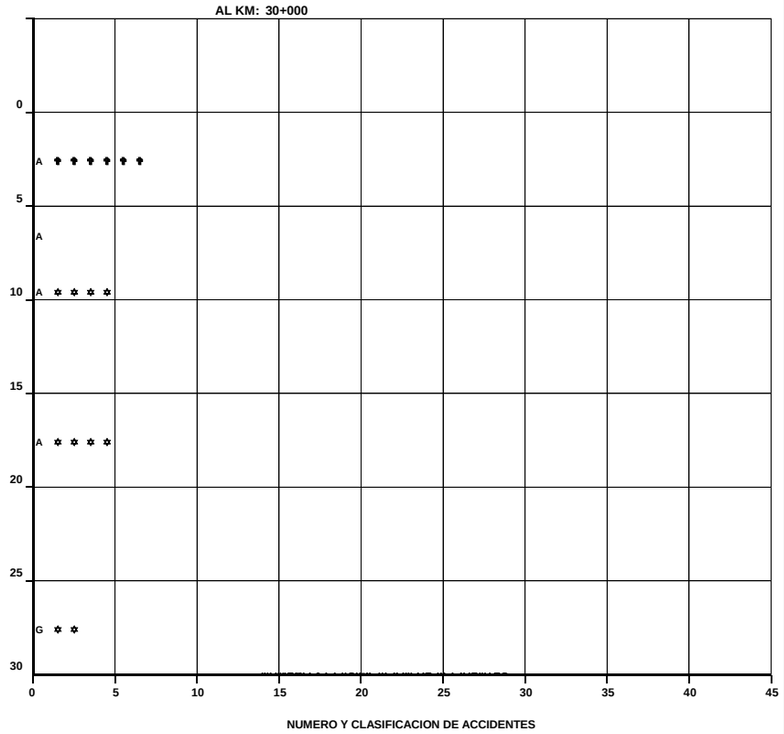


**DEL KM: 30+000**
**AL KM: 31+000**

| KILOMETRO | SALDOS MUERTOS | SALDOS HERIDOS | SALDOS DAÑOS MATERIALES ($) | CAUSAS CONDUCTOR | CAUSAS PEAO | CAUSAS VEHICULO | CAUSAS CAMINO | CAUSAS ANATURAL |
|---|---|---|---|---|---|---|---|---|
| 30 | | | 99,000 | 02 | | | | |
| 35 | | | | | | | | |
| 40 | | | | | | | | |
| 45 | | | | | | | | |
| 50 | | | | | | | | |
| 55 | | | | | | | | |
| 60 | | | | | | | | |
| 65 | | | | | | | | |

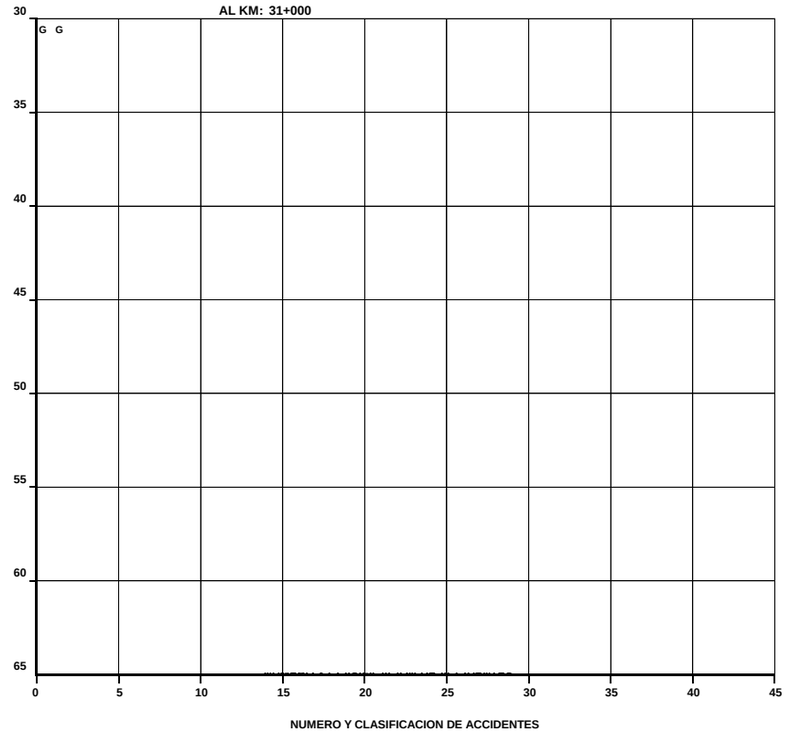


| CLAVE | CLASIFICACION DEL ACCIDENTE | CLAVE | CLASIFICACION DEL ACCIDENTE |
|---|---|---|---|
| A | SALIDA DEL CAMINO | COLISION SOBRE EL CAMINO | |
| | | G | OTRO VEHICULO MOTOR EN TRANSITO |
| SIN COLISION SOBRE EL CAMINO | | H | OTRO VEHICULO MOTOR POR ALCANCE |
| B | VOLCADURA | J | VEHICULO MOTOR ESTACIONADO |
| C | CAIDA DE PASAJERO | K | FERROCARRIL |
| D | INCENDIO | L | BICICLETA |
| E | OTROS | M | ANIMAL |
| COLISION SOBRE EL CAMINO | | N | OBJETO FIJO |
| F | PEATON (ATROPELLAMIENTO) | O | OTROS OBJETOS |

ACCIDENTES EQUIVALENTES A DAÑOS MATERIALES
✝ UN MUERTO = 6 ACCIDENTES
✲ UN HERIDO = 2 ACCIDENTES

# *ACCIDENTES POR KILOMETRO*
# *( 2004 )*

**CARRETERA : LAS URRACAS - T.C. (MATAMOROS - REYNOSA) (MEX. 97)**

**TRAMO: T.C. (CD. VICTORIA - MATAMOROS) - T.C. (MATAMOROS - REYNOSA)**

**DEL KM: 0+000**

**AL KM: 30+000**

| MUERTOS | HERIDOS | DAÑOS MATERIALES ($) | CONDUCTOR | PEAON | VEHICULO | CAMINO | GANADO | ANATURAL |
|---|---|---|---|---|---|---|---|---|
| 01 | 04 | 70,000 | 01 | | | | | |
| | 01 | 15,000 | 01 | | | | | |
| | | 15,000 | 01 | | | | | |
| 03 | 04 | 22,000 | 01 | | | | | |
| 01 | 01 | 21,000 | 01 | | | | | |
| | | 150,000 | | | 01 | | | |
| 01 | 03 | 160,000 | 01 | | 01 | | | |
| | | 40,000 | 01 | | | | | |
| | 04 | 25,000 | | | | | | 01 |
| | | 20,000 | | | 01 | | | |
| | | 30,000 | 01 | | | | | |
| | 02 | 13,000 | 01 | | | | | |
| | 01 | 100,000 | 02 | | | | | |
| | 03 | 100,000 | 01 | | | | | |




**DEL KM: 30+000**

**AL KM: 65+000**

| MUERTOS | HERIDOS | DAÑOS MATERIALES ($) | CONDUCTOR | PEAON | VEHICULO | CAMINO | GANADO | ANATURAL |
|---|---|---|---|---|---|---|---|---|
| | | 60,000 | 01 | | | | | |
| | 07 | 111,000 | 02 | | | | | |
| 01 | 02 | 152,000 | 03 | | | | | |
| | | 25,000 | 01 | | | | | |
| | | 25,000 | | | | | 01 | |
| | | 150,000 | | | | 01 | | |
| | | 15,000 | 01 | | | | | |
| | 07 | 74,000 | 03 | | | | | |
| | | 50,000 | 01 | | | | | |

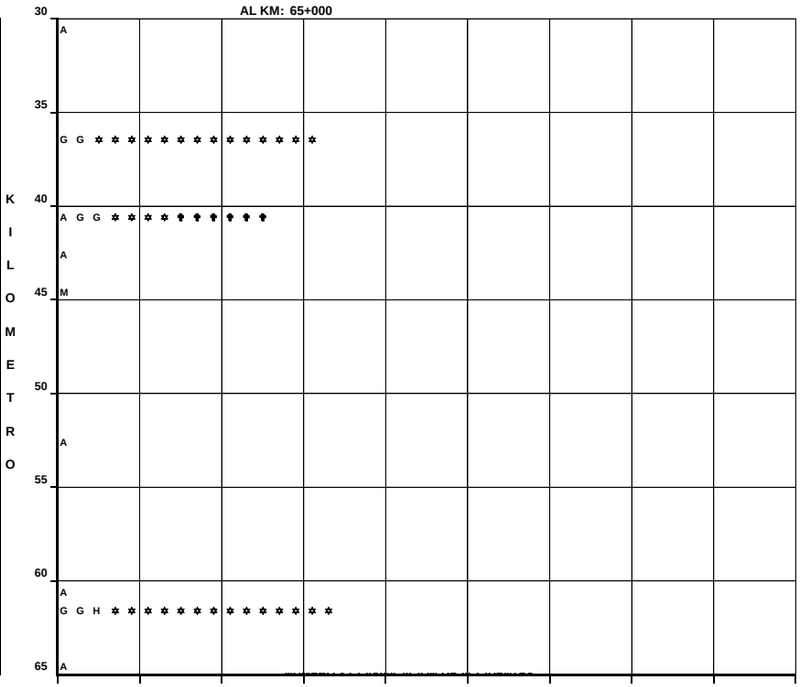


| CLAVE | CLASIFICACION DEL ACCIDENTE | CLAVE | CLASIFICACION DEL ACCIDENTE |
|---|---|---|---|
| **A** | SALIDA DEL CAMINO | COLISION SOBRE EL CAMINO | |
| | | **G** | OTRO VEHICULO MOTOR EN TRANSITO |
| SIN COLISION SOBRE EL CAMINO | | **H** | OTRO VEHICULO MOTOR POR ALCANCE |
| **B** | VOLCADURA | **J** | VEHICULO MOTOR ESTACIONADO |
| **C** | CAIDA DE PASAJERO | **K** | FERROCARRIL |
| **D** | INCENDIO | **L** | BICICLETA |
| **E** | OTROS | **M** | ANIMAL |
| COLISION SOBRE EL CAMINO | | **N** | OBJETO FIJO |
| **F** | PEATON (ATROPELLAMIENTO) | **O** | OTROS OBJETOS |

ACCIDENTES EQUIVALENTES A DAÑOS MATERIALES

✝ UN MUERTO = 6 ACCIDENTES

✲ UN HERIDO = 2 ACCIDENTES

# ACCIDENTES POR KILOMETRO
## ( 2004 )

**CARRETERA : LAS URRACAS - T.C. (MATAMOROS - REYNOSA) (MEX. 97)**
**TRAMO: T.C. (CD. VICTORIA - MATAMOROS) - T.C. (MATAMOROS - REYNOSA)**

**DEL KM: 65+000**
**AL KM: 100+000**

| KILOMETRO | MUERTOS | HERIDOS | DAÑOS MATERIALES ($) | CONDUCTOR | PEAT. | VEHICULO | CAMINO | GANADO | ANATURAL |
|---|---|---|---|---|---|---|---|---|---|
| 65–70 | 01 | 04 | 180,000 | 02 | | | | | |
| | | 03 | 90,000 | 01 | | | 01 | | |
| 70–75 | 02 | 01 | 303,000 | 02 | | | | | |
| | | | 10,000 | 01 | | | | | |
| 75–80 | | | 40,000 | 01 | | | | | |
| | 01 | | 21,000 | 01 | 01 | | | | |
| 80–85 | 01 | 04 | 93,000 | 01 | | 01 | | | |
| | | 04 | 110,000 | 01 | | | | | |
| 85–90 | | | | | | | | | |
| | 01 | 04 | 240,000 | 01 | | | | | |
| 90–95 | | | | | | | | | |
| 95–100 | | | | | | | | | |
| | | 01 | 57,000 | 02 | | | | | |
| | | | 53,000 | 01 | | | 01 | | |

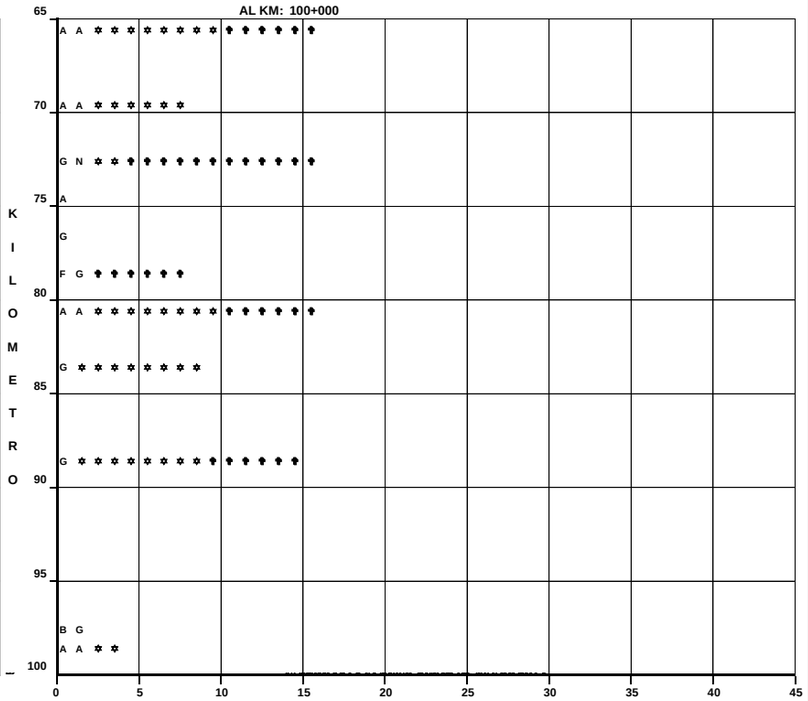


NUMERO Y CLASIFICACION DE ACCIDENTES

**DEL KM: 100+000**
**AL KM: 115+100**

| KILOMETRO | MUERTOS | HERIDOS | DAÑOS MATERIALES ($) | CONDUCTOR | PEAT. | VEHICULO | CAMINO | GANADO | ANATURAL |
|---|---|---|---|---|---|---|---|---|---|
| 100–105 | 01 | | 320,000 | 04 | | | | | |
| | | 03 | 60,000 | 02 | | | | | |
| 105–110 | | 01 | 70,000 | 01 | | | | | |
| | | | 5,000 | 01 | | | | | |
| 110–115 | | 01 | 48,000 | 01 | | | | | |
| | | 07 | 46,000 | 02 | | | | | |
| 115–120 | | | | | | | | | |
| 120–125 | | | | | | | | | |
| 125–130 | | | | | | | | | |
| 130–135 | | | | | | | | | |

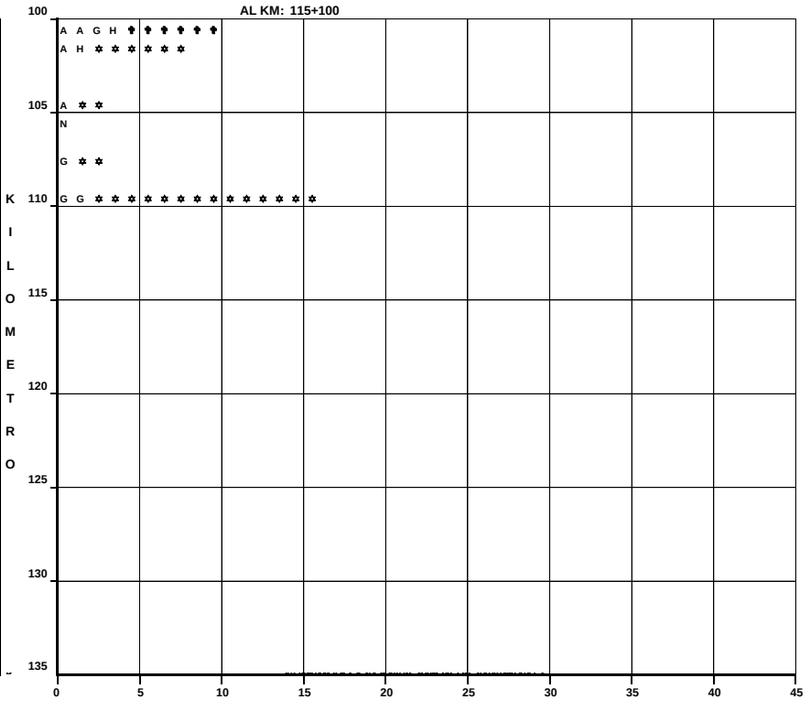


NUMERO Y CLASIFICACION DE ACCIDENTES

| CLAVE | CLASIFICACION DEL ACCIDENTE | CLAVE | CLASIFICACION DEL ACCIDENTE |
|---|---|---|---|
| A | SALIDA DEL CAMINO | COLISION SOBRE EL CAMINO | |
| | | G | OTRO VEHICULO MOTOR EN TRANSITO |
| SIN COLISION SOBRE EL CAMINO | | H | OTRO VEHICULO MOTOR POR ALCANCE |
| B | VOLCADURA | J | VEHICULO MOTOR ESTACIONADO |
| C | CAIDA DE PASAJERO | K | FERROCARRIL |
| D | INCENDIO | L | BICICLETA |
| E | OTROS | M | ANIMAL |
| COLISION SOBRE EL CAMINO | | N | OBJETO FIJO |
| F | PEATON (ATROPELLAMIENTO) | O | OTROS OBJETOS |

ACCIDENTES EQUIVALENTES A DAÑOS MATERIALES
✝ UN MUERTO = 6 ACCIDENTES
✲ UN HERIDO = 2 ACCIDENTES

# *ACCIDENTES POR KILOMETRO*
# *( 2004 )*

**CARRETERA : CD. VICTORIA - MATAMOROS (MEX. 101)**
**TRAMO: CD. VICTORIA - MATAMOROS**

**DEL KM: 4+500**
**AL KM: 35+000**

| KILOMETRO | MUERTOS | HERIDOS | DAÑOS MATERIALES ($) | CONDUCTOR | PEAOS | VEHICULO | CAMINO | GANADO | ANATURAL |
|---|---|---|---|---|---|---|---|---|---|
| 0 | | | | | | | | | |
| 5 | 01 | | 0 | | 01 | | | | |
| | | 04 | 49,000 | 02 | | | | | |
| | | 04 | 98,000 | 03 | | | | | |
| 10 | 01 | | 45,000 | 01 | | | | | |
| 15 | | 04 | 30,000 | 01 | | | | | |
| | 01 | | 8,000 | | 01 | | | | |
| | | 04 | 25,000 | 01 | | | | | |
| 20 | | 01 | 43,000 | 01 | | | | | |
| 25 | 01 | 01 | 150,000 | 04 | | | | | |
| | 01 | 01 | 25,000 | | | 01 | | | 01 |
| 30 | | | 20,000 | 01 | | | | | |
| | | 02 | 15,000 | 01 | | | | | |
| 35 | | 03 | 30,000 | 01 | | | | | |

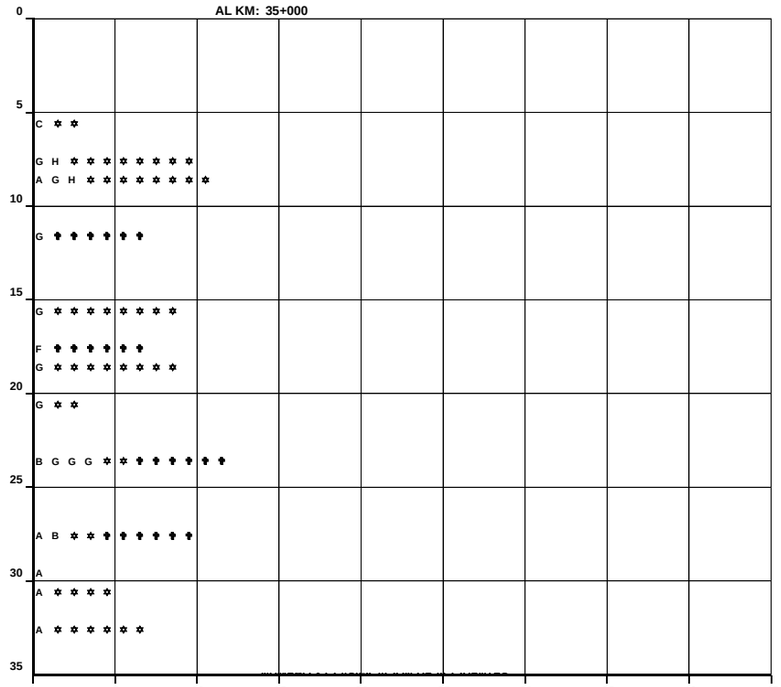


**NUMERO Y CLASIFICACION DE ACCIDENTES**

**DEL KM: 35+000**
**AL KM: 70+000**

| KILOMETRO | MUERTOS | HERIDOS | DAÑOS MATERIALES ($) | CONDUCTOR | PEAOS | VEHICULO | CAMINO | GANADO | ANATURAL |
|---|---|---|---|---|---|---|---|---|---|
| 35 | | 02 | 84,000 | 02 | | | | | |
| 40 | | 09 | 40,000 | 01 | | | | | |
| | | | 17,000 | 01 | | | | | |
| | | | 7,000 | 01 | | | | | |
| 45 | | 02 | 110,000 | 01 | | | | | |
| 50 | 02 | 06 | 130,000 | 02 | | | | | |
| | | 03 | 77,000 | 02 | | | | 01 | |
| | | 01 | 50,000 | 01 | | | | | |
| | | 05 | 187,000 | 02 | | | | | |
| | | 02 | 35,000 | 01 | | | | | |
| 55 | | | 25,000 | | | 01 | | | |
| 60 | | | | | | | | | |
| 65 | | | | | | | | | |
| 70 | | 01 | 8,000 | 01 | 01 | | | | |




**NUMERO Y CLASIFICACION DE ACCIDENTES**

| CLAVE | CLASIFICACION DEL ACCIDENTE | CLAVE | CLASIFICACION DEL ACCIDENTE |
|---|---|---|---|
| **A** | SALIDA DEL CAMINO | COLISION SOBRE EL CAMINO | |
| | | **G** | OTRO VEHICULO MOTOR EN TRANSITO |
| SIN COLISION SOBRE EL CAMINO | | **H** | OTRO VEHICULO MOTOR POR ALCANCE |
| **B** | VOLCADURA | **J** | VEHICULO MOTOR ESTACIONADO |
| **C** | CAIDA DE PASAJERO | **K** | FERROCARRIL |
| **D** | INCENDIO | **L** | BICICLETA |
| **E** | OTROS | **M** | ANIMAL |
| COLISION SOBRE EL CAMINO | | **N** | OBJETO FIJO |
| **F** | PEATON (ATROPELLAMIENTO) | **O** | OTROS OBJETOS |

ACCIDENTES EQUIVALENTES A DAÑOS MATERIALES
✝ UN MUERTO = 6 ACCIDENTES
✲ UN HERIDO = 2 ACCIDENTES

# *ACCIDENTES POR KILOMETRO*
# *( 2004 )*

**CARRETERA : CD. VICTORIA - MATAMOROS (MEX. 101)**
**TRAMO: CD. VICTORIA - MATAMOROS**

**DEL KM: 70+000**
**AL KM: 105+000**

| SALDOS | MUERTOS | HERIDOS | DAÑOS MATERIALES ($) | CAUSAS | CONDUCTOR | PEAON | VEHICULO | CAMINO | GANADO | ANATURAL |
|---|---|---|---|---|---|---|---|---|---|---|
| | 03 | | 30,000 | | | | 01 | | | |
| | | 01 | 70,000 | | 01 | | | | | |
| | | | 80,000 | | 02 | | | | | |
| | | | 200,000 | | 01 | | | | | |
| | 01 | 01 | 63,000 | | 02 | | | | | |
| | 02 | 01 | 18,000 | | 01 | | 01 | | | |
| | | | 10,000 | | | | | | | |
| | 02 | 02 | 90,000 | | 01 | | 01 | | | |
| | | 01 | 30,000 | | 01 | | | | | |
| | | | 120,000 | | 01 | | | | | |
| | 01 | 02 | 40,000 | | 01 | | | | | |
| | 01 | 01 | 70,000 | | 01 | | | | | |

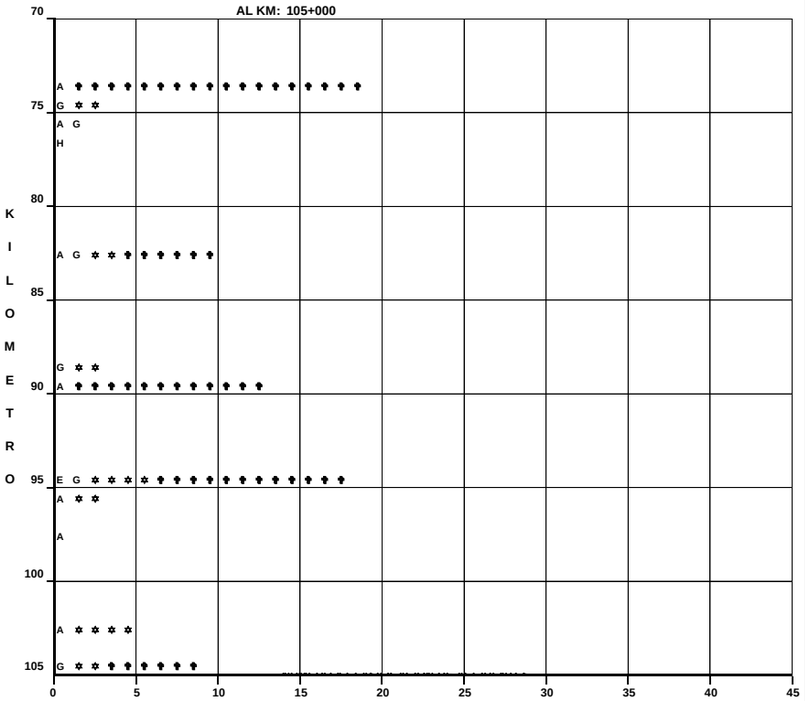


**NUMERO Y CLASIFICACION DE ACCIDENTES**

**DEL KM: 105+000**
**AL KM: 140+000**

| SALDOS | MUERTOS | HERIDOS | DAÑOS MATERIALES ($) | CAUSAS | CONDUCTOR | PEAON | VEHICULO | CAMINO | GANADO | ANATURAL |
|---|---|---|---|---|---|---|---|---|---|---|
| | 01 | 02 | 110,000 | | 02 | 01 | | | | |
| | | 01 | 6,000 | | | 01 | | | | |
| | | 03 | 30,000 | | 02 | | | | | |
| | 01 | | 48,000 | | 01 | | | | 01 | |
| | 02 | 07 | 80,000 | | 02 | | | | | |
| | | 02 | 180,000 | | 01 | | | | 01 | |
| | 01 | 02 | 75,000 | | 01 | | | | | |
| | 02 | 01 | 20,000 | | 01 | 01 | | | | |
| | | | 14,000 | | 01 | | | | | |
| | 01 | | 51,000 | | 01 | | | | | |
| | | | 90,000 | | 02 | | | | | |
| | | 02 | 20,000 | | 01 | | | | | |
| | | | 80,000 | | 01 | | | | | |

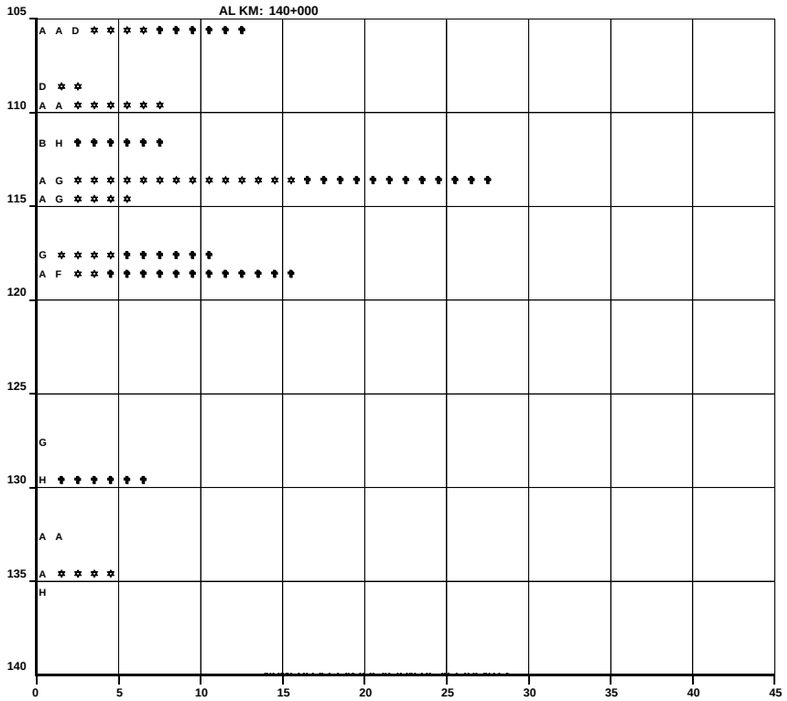


**NUMERO Y CLASIFICACION DE ACCIDENTES**

| CLAVE | CLASIFICACION DEL ACCIDENTE | CLAVE | CLASIFICACION DEL ACCIDENTE |
|---|---|---|---|
| **A** | SALIDA DEL CAMINO | COLISION SOBRE EL CAMINO | |
| | | **G** | OTRO VEHICULO MOTOR EN TRANSITO |
| SIN COLISION SOBRE EL CAMINO | | **H** | OTRO VEHICULO MOTOR POR ALCANCE |
| **B** | VOLCADURA | **J** | VEHICULO MOTOR ESTACIONADO |
| **C** | CAIDA DE PASAJERO | **K** | FERROCARRIL |
| **D** | INCENDIO | **L** | BICICLETA |
| **E** | OTROS | **M** | ANIMAL |
| COLISION SOBRE EL CAMINO | | **N** | OBJETO FIJO |
| **F** | PEATON (ATROPELLAMIENTO) | **O** | OTROS OBJETOS |

ACCIDENTES EQUIVALENTES A DAÑOS MATERIALES
✝ UN MUERTO = 6 ACCIDENTES
✲ UN HERIDO = 2 ACCIDENTES

# *ACCIDENTES POR KILOMETRO*
# *( 2004 )*

**CARRETERA : CD. VICTORIA - MATAMOROS (MEX. 101)**
**TRAMO: CD. VICTORIA - MATAMOROS**

**DEL KM: 140+000**
**AL KM: 175+000**

| KILOMETRO | MUERTOS | HERIDOS | DAÑOS MATERIALES ($) | CONDUCTOR | PEAON | VEHICULO | CAMINO | GANADO | ANATURAL |
|---|---|---|---|---|---|---|---|---|---|
| 140–145 | 02 | | 200,000 | 01 | | | | | |
| | | | 17,000 | 01 | | | | | |
| 145–150 | | 01 | 61,000 | 02 | | | | | |
| | | | 50,000 | 01 | | | | | |
| 150–155 | | | 30,000 | | | 01 | | | |
| | | | 25,000 | 01 | | | | | |
| 155–160 | | | 110,000 | 01 | | | | | |
| | | | 10,000 | 01 | | | | | |
| 160–165 | | 03 | 23,000 | 02 | | | | | |
| 165–170 | | | | | | | | | |
| 170–175 | | | 70,000 | 01 | | | | | |
| | | 11 | 38,000 | 02 | | | | | |

SALDOS — CAUSAS

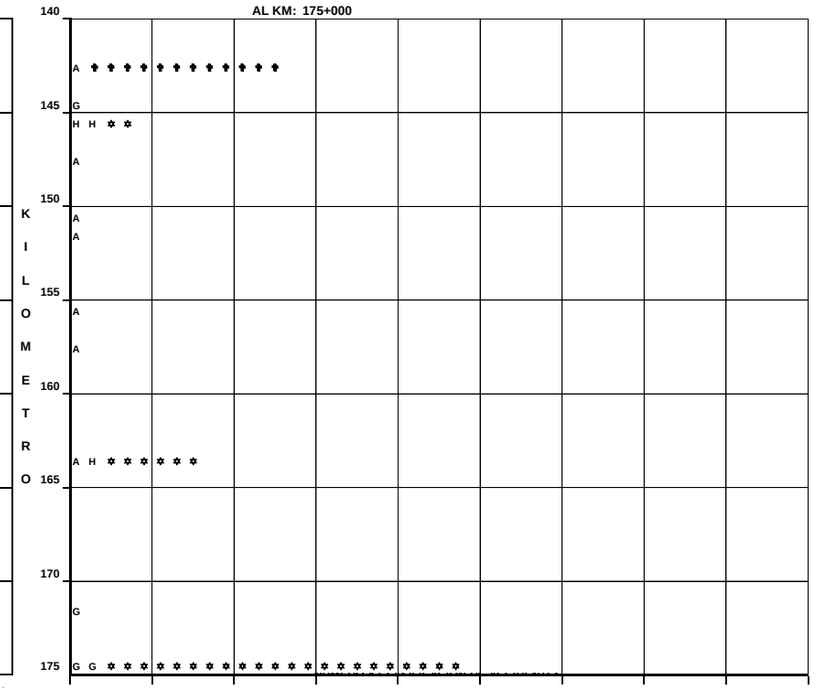


NUMERO Y CLASIFICACION DE ACCIDENTES

**DEL KM: 175+000**
**AL KM: 210+000**

| KILOMETRO | MUERTOS | HERIDOS | DAÑOS MATERIALES ($) | CONDUCTOR | PEAON | VEHICULO | CAMINO | GANADO | ANATURAL |
|---|---|---|---|---|---|---|---|---|---|
| 175–180 | | 01 | 1,000 | 01 | | | | | |
| 180–185 | | 01 | 70,000 | 01 | | | | | |
| | | 03 | 76,000 | 02 | | | | | |
| | | | 41,000 | 01 | | | | | |
| | | 02 | 30,000 | 01 | | | | | |
| 185–190 | | | 20,000 | 01 | | | | | |
| | | 01 | 20,000 | 01 | | | | | |
| | | 02 | 13,000 | 01 | | | | | |
| | | 03 | 135,000 | 02 | | | | | |
| 190–195 | | 03 | 170,000 | 01 | | 01 | | 01 | |
| 195–200 | | 01 | 65,000 | 01 | | | | | |
| | | | 21,000 | 01 | | | | | |
| 200–205 | | 02 | 23,000 | 02 | | | | | |
| | 02 | 03 | 162,000 | 03 | 02 | | | | |
| | 01 | | 40,000 | 01 | | | | | |
| 205–210 | | | 150,000 | 03 | | | | | |
| | | | 4,000 | 01 | | | | | |

SALDOS — CAUSAS

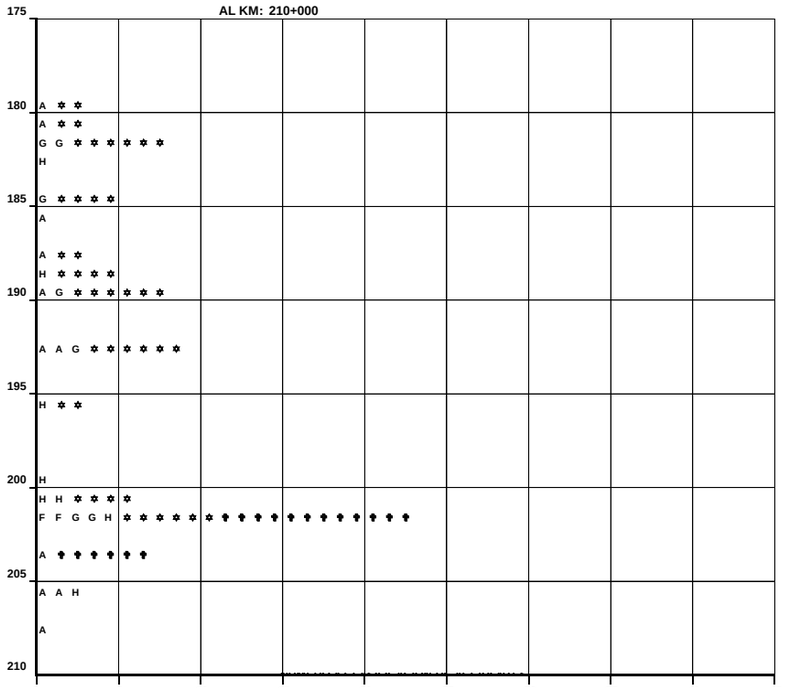


NUMERO Y CLASIFICACION DE ACCIDENTES

| CLAVE | CLASIFICACION DEL ACCIDENTE | CLAVE | CLASIFICACION DEL ACCIDENTE |
|---|---|---|---|
| **A** | SALIDA DEL CAMINO | COLISION SOBRE EL CAMINO | |
| | | **G** | OTRO VEHICULO MOTOR EN TRANSITO |
| SIN COLISION SOBRE EL CAMINO | | **H** | OTRO VEHICULO MOTOR POR ALCANCE |
| **B** | VOLCADURA | **J** | VEHICULO MOTOR ESTACIONADO |
| **C** | CAIDA DE PASAJERO | **K** | FERROCARRIL |
| **D** | INCENDIO | **L** | BICICLETA |
| **E** | OTROS | **M** | ANIMAL |
| COLISION SOBRE EL CAMINO | | **N** | OBJETO FIJO |
| **F** | PEATON (ATROPELLAMIENTO) | **O** | OTROS OBJETOS |

ACCIDENTES EQUIVALENTES A DAÑOS MATERIALES
✝ UN MUERTO = 6 ACCIDENTES
✲ UN HERIDO = 2 ACCIDENTES

# *ACCIDENTES POR KILOMETRO*
# *( 2 0 0 4 )*

**CARRETERA : CD. VICTORIA - MATAMOROS (MEX. 101)**
**TRAMO: CD. VICTORIA - MATAMOROS**

**DEL KM: 210+000**
**AL KM: 245+000**

| SALDOS | | | CAUSAS | | | | | | KILOMETRO |
|---|---|---|---|---|---|---|---|---|---|
| MUERTOS | HERIDOS | DAÑOS MATERIALES ($) | CONDUCTOR | PEAOS | VEHICULOS | CAMINO | GANADO | ANATURAL | |
| 01 | 05 | 75,000 | 01 | | | | | | 210–215 |
| | 02 | 80,000 | 01 | | | | | | 215–220 |
| | 05 | 110,000 | 01 | | | | | | 220–225 |
| | 02 | 16,000 | 01 | | | | | | 225–230 |
| | 01 | 230,000 | 03 | | | | | | |
| | 01 | 1,000 | | | 01 | | | | |
| | 03 | 150,000 | 01 | | | | | | |
| | | 250,000 | 02 | | | | | | 230–235 |
| | 01 | 26,000 | 01 | | | | | | |
| | | 30,000 | 01 | | | | | | 240–245 |
| | | 25,000 | 01 | | | | | | |

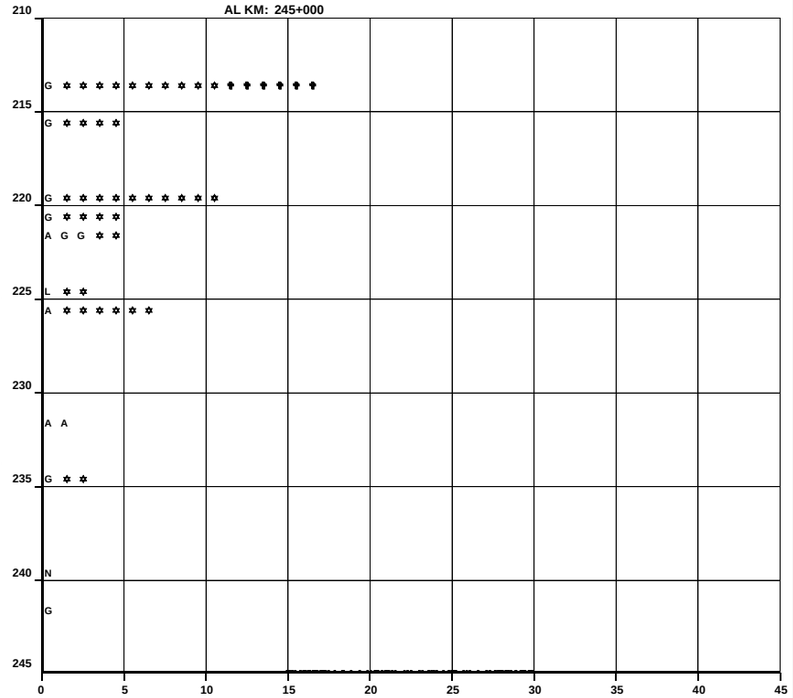


**NUMERO Y CLASIFICACION DE ACCIDENTES**

**DEL KM: 245+000**
**AL KM: 280+000**

| SALDOS | | | CAUSAS | | | | | | KILOMETRO |
|---|---|---|---|---|---|---|---|---|---|
| MUERTOS | HERIDOS | DAÑOS MATERIALES ($) | CONDUCTOR | PEAOS | VEHICULOS | CAMINO | GANADO | ANATURAL | |
| | 02 | 7,000 | 01 | | | | | | 245–250 |
| | 02 | 18,000 | 01 | | | | | | |
| | 01 | 15,000 | 01 | | | | | | 250–255 |
| | 02 | 20,000 | 01 | | | | | | 255–260 |
| 01 | 04 | 60,000 | 05 | | | | | | |
| | | 15,000 | 01 | | | | | | |
| | | | | | | | | | 260–265 |
| | 02 | 58,000 | 01 | | | | | | 265–270 |
| 01 | 02 | 50,000 | 01 | | | | | | 270–275 |
| 01 | | 4,000 | 01 | | | | | | 275–280 |

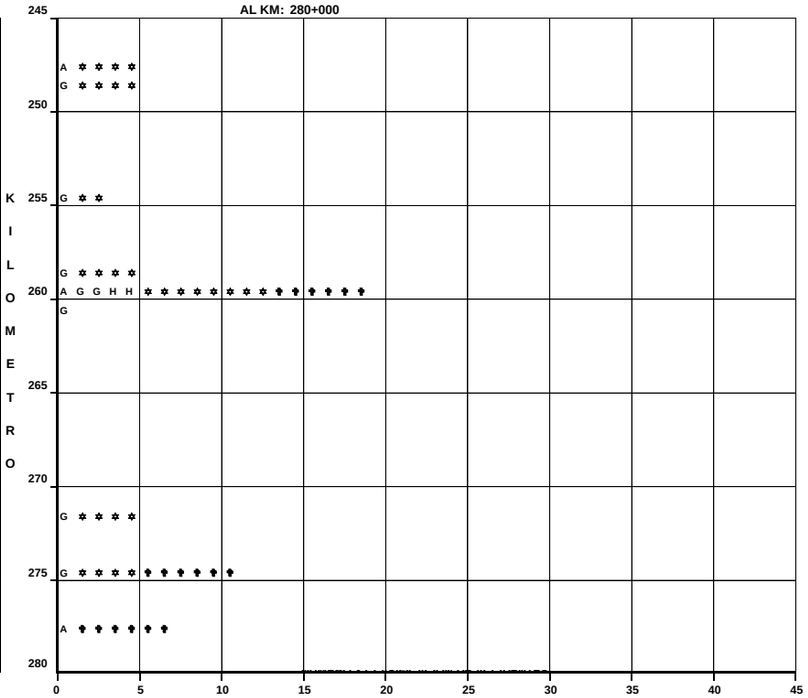


**NUMERO Y CLASIFICACION DE ACCIDENTES**

| CLAVE | CLASIFICACION DEL ACCIDENTE | CLAVE | CLASIFICACION DEL ACCIDENTE |
|---|---|---|---|
| A | SALIDA DEL CAMINO | COLISION SOBRE EL CAMINO | |
| | | G | OTRO VEHICULO MOTOR EN TRANSITO |
| SIN COLISION SOBRE EL CAMINO | | H | OTRO VEHICULO MOTOR POR ALCANCE |
| B | VOLCADURA | J | VEHICULO MOTOR ESTACIONADO |
| C | CAIDA DE PASAJERO | K | FERROCARRIL |
| D | INCENDIO | L | BICICLETA |
| E | OTROS | M | ANIMAL |
| COLISION SOBRE EL CAMINO | | N | OBJETO FIJO |
| F | PEATON (ATROPELLAMIENTO) | O | OTROS OBJETOS |

ACCIDENTES EQUIVALENTES A DAÑOS MATERIALES
✝ UN MUERTO = 6 ACCIDENTES
✲ UN HERIDO = 2 ACCIDENTES

# *ACCIDENTES POR KILOMETRO*
# *( 2 0 0 4 )*

**CARRETERA : CD. VICTORIA - MATAMOROS (MEX. 101)**
**TRAMO: CD. VICTORIA - MATAMOROS**

**DEL KM: 280+000**
**AL KM: 309+900**

| KILOMETRO | MUERTOS | HERIDOS | DAÑOS MATERIALES ($) | CONDUCTOR | PEAO | VEHICULO | CAMINO | GANADO | ANATURAL |
|---|---|---|---|---|---|---|---|---|---|
| 280 | | | 40,000 | 01 | | | | | |
| 285 | | | | | | | | | |
| 290 | | 01 | 60,000 | 01 | | | | | |
| | | | 30,000 | 01 | | | | | |
| 295 | | | 100,000 | 01 | | | | | |
| | | | 10,000 | | | | 01 | | |
| | 01 | | 50,000 | | | 01 | | | |
| 300 | | | 20,000 | 01 | | | | | |
| | 02 | | 100,000 | 01 | | | | | |
| | 01 | | 0 | | 01 | | | | |
| 305 | | 02 | 14,000 | 01 | | | | | |
| | | 01 | 1,000 | | 01 | | | | |
| | | 01 | 60,000 | 01 | | | | | |
| | | | 33,000 | 02 | | | | | |
| 310 | | 04 | 30,000 | 02 | | | | | |
| 315 | | | | | | | | | |

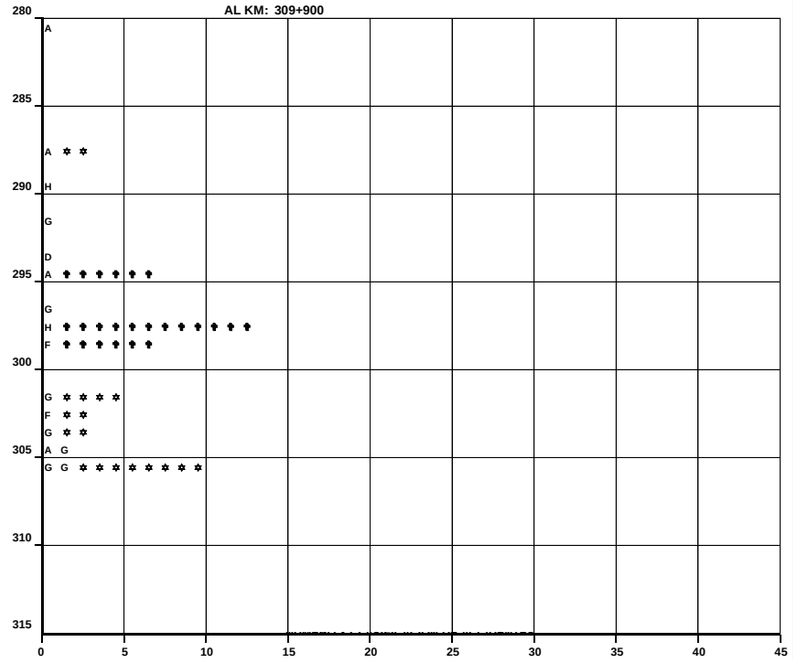


NUMERO Y CLASIFICACION DE ACCIDENTES

| KILOMETRO | MUERTOS | HERIDOS | DAÑOS MATERIALES ($) | CONDUCTOR | PEAO | VEHICULO | CAMINO | GANADO | ANATURAL |
|---|---|---|---|---|---|---|---|---|---|
| | | | | | | | | | |
| | | | | | | | | | |
| | | | | | | | | | |
| | | | | | | | | | |
| | | | | | | | | | |
| | | | | | | | | | |
| | | | | | | | | | |
| | | | | | | | | | |
| | | | | | | | | | |
| | | | | | | | | | |
| | | | | | | | | | |

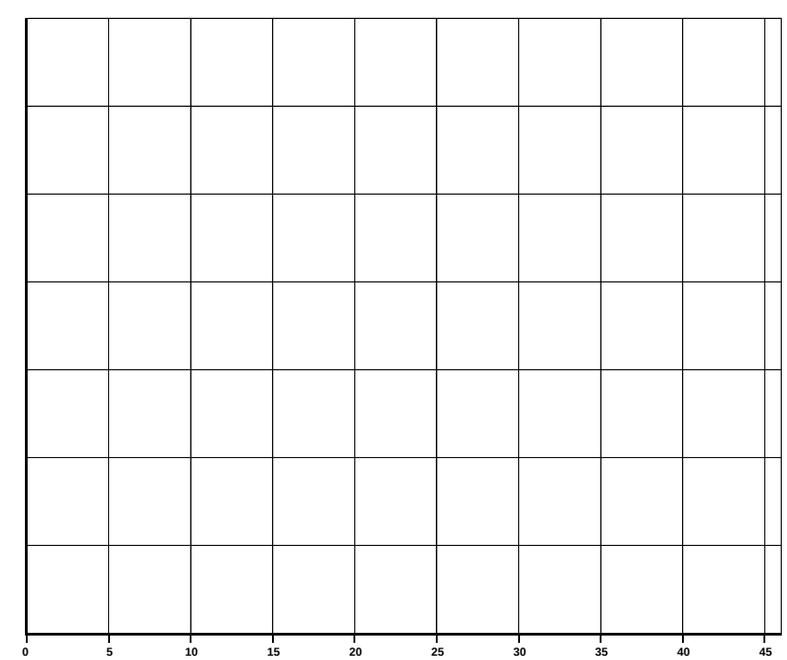


NUMERO Y CLASIFICACION DE ACCIDENTES

| CLAVE | CLASIFICACION DEL ACCIDENTE | CLAVE | CLASIFICACION DEL ACCIDENTE |
|---|---|---|---|
| | | COLISION SOBRE EL CAMINO | |
| | | G | OTRO VEHICULO MOTOR EN TRANSITO |
| SIN COLISION SOBRE EL CAMINO | | H | OTRO VEHICULO MOTOR POR ALCANCE |
| B | VOLCADURA | J | VEHICULO MOTOR ESTACIONADO |
| C | CAIDA DE PASAJERO | K | FERROCARRIL |
| D | INCENDIO | L | BICICLETA |
| E | OTROS | M | ANIMAL |
| COLISION SOBRE EL CAMINO | | N | OBJETO FIJO |
| F | PEATON (ATROPELLAMIENTO) | O | OTROS OBJETOS |
| A | SALIDA DEL CAMINO | | |

ACCIDENTES EQUIVALENTES A DAÑOS MATERIALES
UN MUERTO = 6 ACCIDENTES
UN HERIDO = 2 ACCIDENTES

# *ACCIDENTES POR KILOMETRO*
# *( 2004 )*

**CARRETERA : LIBRAMIENTO ORIENTE DE SAN FERNANDO (MEX. 101)**
**TRAMO: LIBRAMIENTO ORIENTE DE SAN FERNANDO**

**DEL KM: 0+000**
**AL KM: 26+500**

| KILOMETRO | SALDOS: MUERTOS | SALDOS: HERIDOS | SALDOS: DAÑOS MATERIALES ($) | CAUSAS: CONDUCTOR | CAUSAS: PEATON | CAUSAS: VEHICULO | CAUSAS: CAMINO | CAUSAS: GANADO | CAUSAS: ANATURAL |
|---|---|---|---|---|---|---|---|---|---|
| 0 | | | 45,000 | | | 01 | | | |
| 5 | | | | | | | | | |
| 10 | | 02<br>01 | 80,000<br>217,000<br>30,000 | 01<br>03<br>01 | | | 01 | | |
| 15 | | | 16,000 | 01 | | | | | |
| | | 01 | 18,000 | 01 | | | | | |
| 20 | | 02 | 60,000<br>15,000<br>30,000 | 01<br>01 | | 01 | | | |
| 25 | 01 | 02<br>01 | 130,000<br>5,000 | 01 | | | | | 01 |
| 30 | | | | | | | | | |

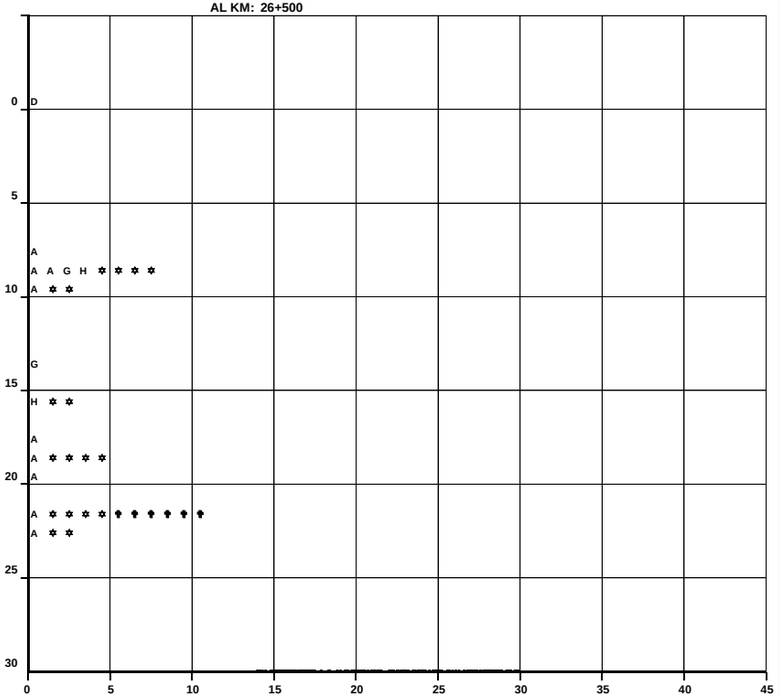


NUMERO Y CLASIFICACION DE ACCIDENTES

| KILOMETRO | SALDOS: MUERTOS | SALDOS: HERIDOS | SALDOS: DAÑOS MATERIALES ($) | CAUSAS: CONDUCTOR | CAUSAS: PEATON | CAUSAS: VEHICULO | CAUSAS: CAMINO | CAUSAS: GANADO | CAUSAS: ANATURAL |
|---|---|---|---|---|---|---|---|---|---|

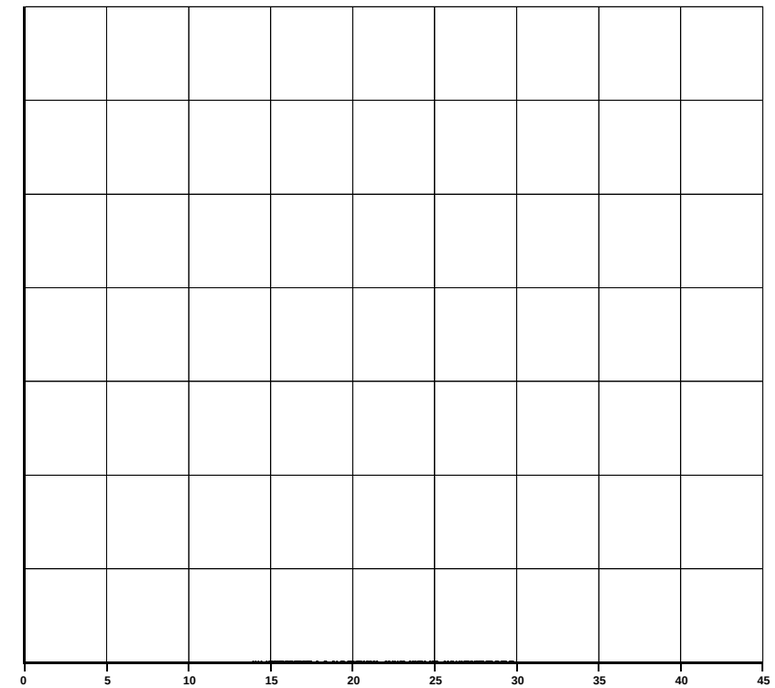


NUMERO Y CLASIFICACION DE ACCIDENTES

| CLAVE | CLASIFICACION DEL ACCIDENTE | CLAVE | CLASIFICACION DEL ACCIDENTE |
|---|---|---|---|
| A | SALIDA DEL CAMINO | COLISION SOBRE EL CAMINO | |
| | | G | OTRO VEHICULO MOTOR EN TRANSITO |
| SIN COLISION SOBRE EL CAMINO | | H | OTRO VEHICULO MOTOR POR ALCANCE |
| B | VOLCADURA | J | VEHICULO MOTOR ESTACIONADO |
| C | CAIDA DE PASAJERO | K | FERROCARRIL |
| D | INCENDIO | L | BICICLETA |
| E | OTROS | M | ANIMAL |
| COLISION SOBRE EL CAMINO | | N | OBJETO FIJO |
| F | PEATON (ATROPELLAMIENTO) | O | OTROS OBJETOS |

ACCIDENTES EQUIVALENTES A DAÑOS MATERIALES
✝ UN MUERTO = 6 ACCIDENTES
✲ UN HERIDO = 2 ACCIDENTES

# *ACCIDENTES POR KILOMETRO*
# *( 2004 )*

**CARRETERA : LIBRAMIENTO DE FRANCISCO VILLA (MEX. 101)**
**TRAMO: LIBRAMIENTO DE FRANCISCO VILLA**

**DEL KM: 0+000**
**AL KM: 7+000**

| SALDOS | | | CAUSAS | | | | | |
|---|---|---|---|---|---|---|---|---|
| MUERTOS | HERIDOS | DAÑOS MATERIALES ($) | CONDUCTOR | PEAO | VEHICULO | CAMINO | GANADO | ANATURAL |
| 01 | 02 | 48,000 | 01 | | | | | |
| | | 200,000 | 01 | | | | | |

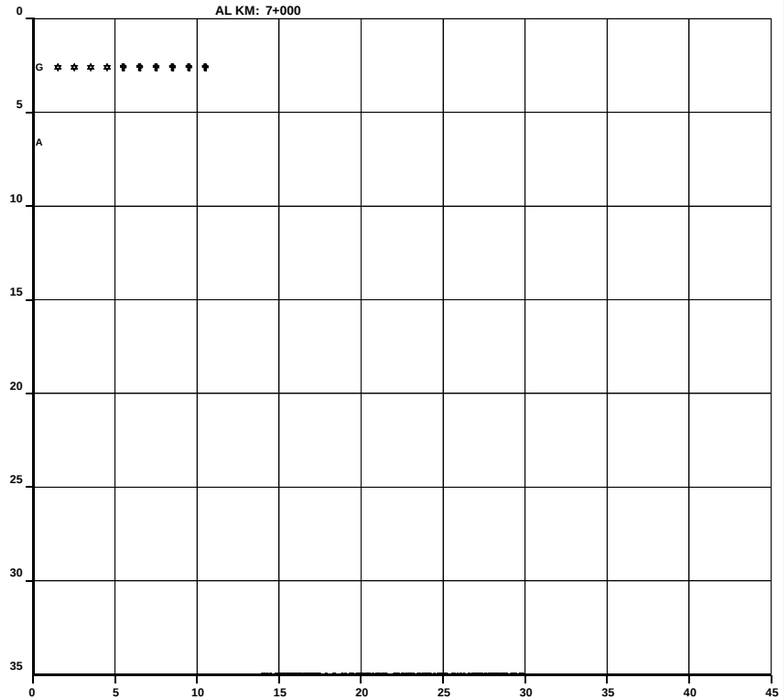


| SALDOS | | | CAUSAS | | | | | |
|---|---|---|---|---|---|---|---|---|
| MUERTOS | HERIDOS | DAÑOS MATERIALES ($) | CONDUCTOR | PEAO | VEHICULO | CAMINO | GANADO | ANATURAL |

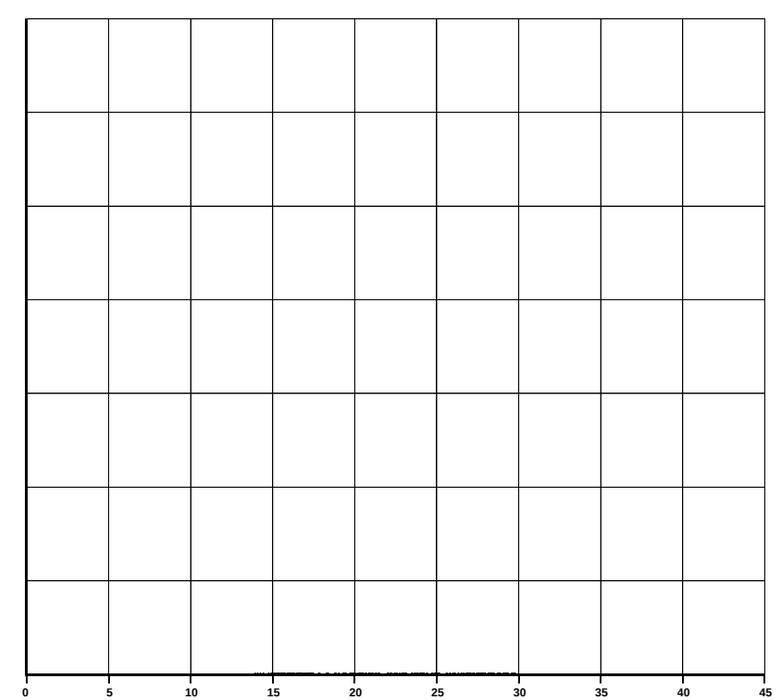


| CLAVE | CLASIFICACION DEL ACCIDENTE | CLAVE | CLASIFICACION DEL ACCIDENTE |
|---|---|---|---|
| A | SALIDA DEL CAMINO | COLISION SOBRE EL CAMINO | |
| | | G | OTRO VEHICULO MOTOR EN TRANSITO |
| SIN COLISION SOBRE EL CAMINO | | H | OTRO VEHICULO MOTOR POR ALCANCE |
| B | VOLCADURA | J | VEHICULO MOTOR ESTACIONADO |
| C | CAIDA DE PASAJERO | K | FERROCARRIL |
| D | INCENDIO | L | BICICLETA |
| E | OTROS | M | ANIMAL |
| COLISION SOBRE EL CAMINO | | N | OBJETO FIJO |
| F | PEATON (ATROPELLAMIENTO) | O | OTROS OBJETOS |

ACCIDENTES EQUIVALENTES A DAÑOS MATERIALES
✝ UN MUERTO = 6 ACCIDENTES
✲ UN HERIDO = 2 ACCIDENTES

# *ACCIDENTES POR KILOMETRO*
# *( 2004 )*

**CARRETERA : LIBRAMIENTO DE SAN GERMAN (MEX. 101)**
**TRAMO: LIBRAMIENTO SAN GERMAN**

**DEL KM: 0+000**
**AL KM: 4+500**

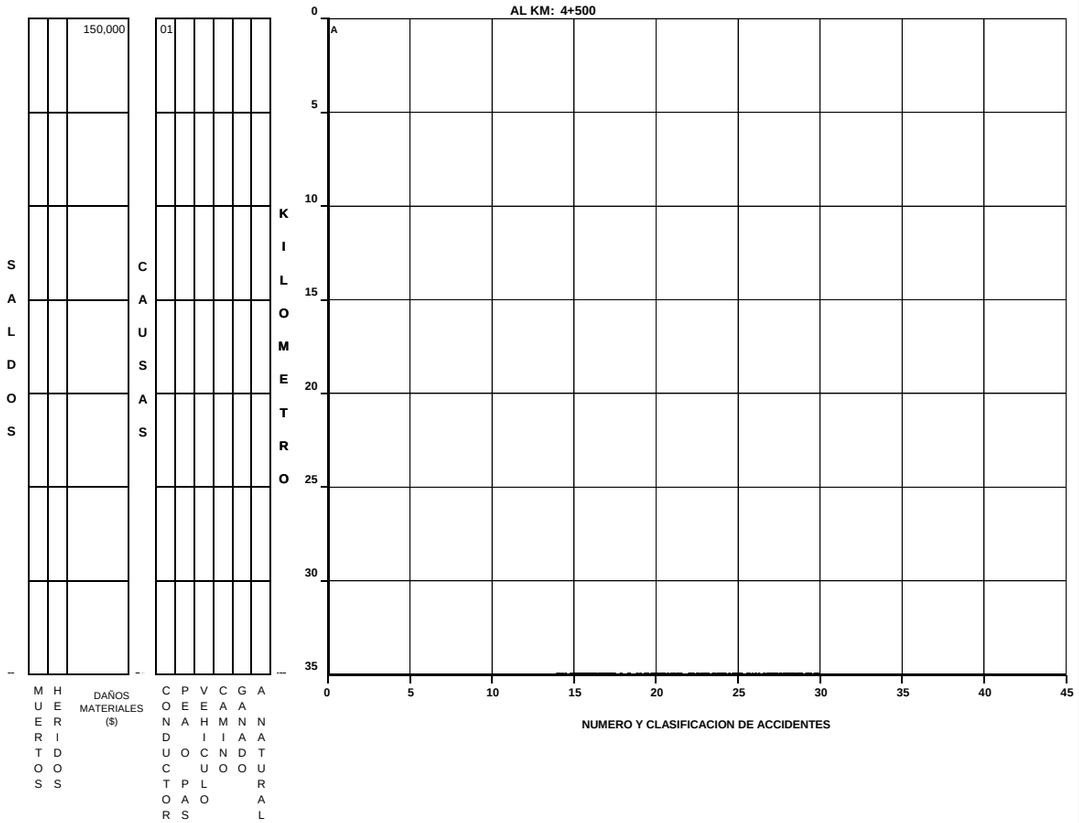


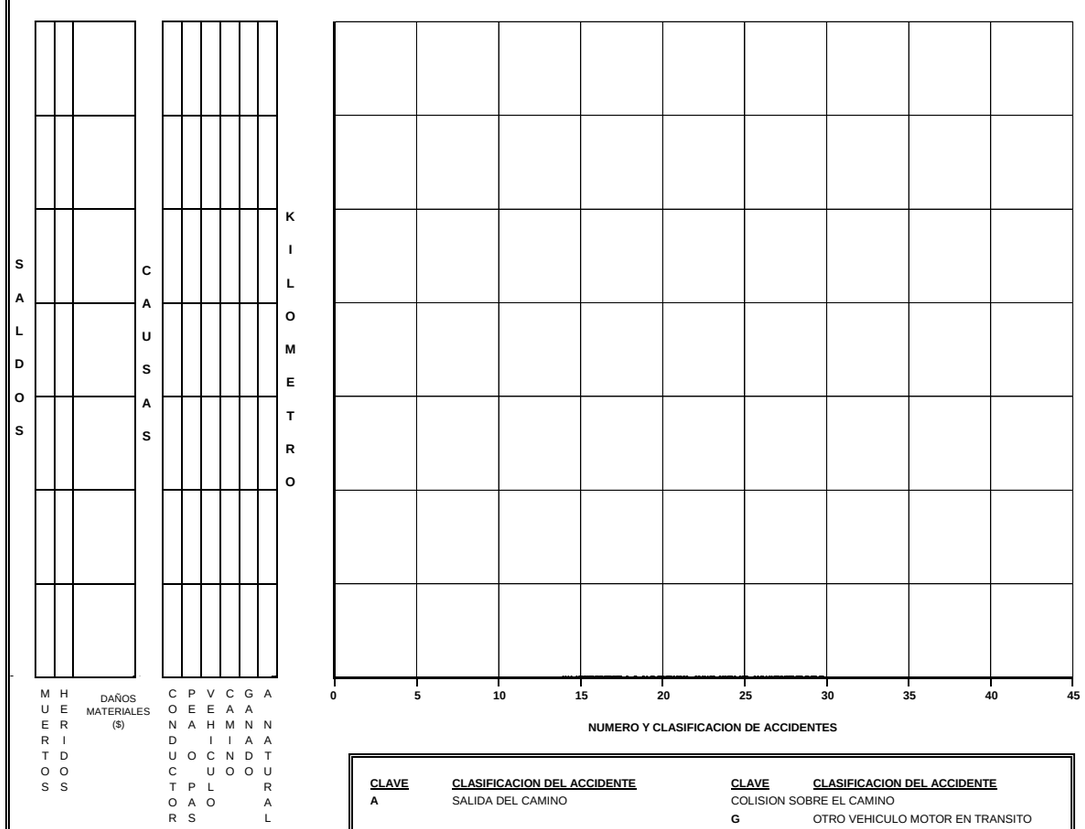


| CLAVE | CLASIFICACION DEL ACCIDENTE | CLAVE | CLASIFICACION DEL ACCIDENTE |
|---|---|---|---|
| A | SALIDA DEL CAMINO | COLISION SOBRE EL CAMINO | |
| | | G | OTRO VEHICULO MOTOR EN TRANSITO |
| SIN COLISION SOBRE EL CAMINO | | H | OTRO VEHICULO MOTOR POR ALCANCE |
| B | VOLCADURA | J | VEHICULO MOTOR ESTACIONADO |
| C | CAIDA DE PASAJERO | K | FERROCARRIL |
| D | INCENDIO | L | BICICLETA |
| E | OTROS | M | ANIMAL |
| COLISION SOBRE EL CAMINO | | N | OBJETO FIJO |
| F | PEATON (ATROPELLAMIENTO) | O | OTROS OBJETOS |

ACCIDENTES EQUIVALENTES A DAÑOS MATERIALES
✝ UN MUERTO = 6 ACCIDENTES
✡ UN HERIDO = 2 ACCIDENTES

# *ACCIDENTES POR KILOMETRO*
# *( 2004 )*

**CARRETERA : ENT. TULA - CD. VICTORIA (MEX. 101)**
**TRAMO: LIM. EDOS. S.L.P./TAM. - CD. VICTORIA**

**DEL KM: 2+400**
**AL KM: 35+000**

| SALDOS | MUERTOS | HERIDOS | DAÑOS MATERIALES ($) | CAUSAS | CONDUCTOR | PEAO | PASAJERO | VEHICULO | CAMINO | GANADO | ANATURAL |
|---|---|---|---|---|---|---|---|---|---|---|---|
| | | | 15,000 | | | | | | | 01 | |
| | | 02 | 105,000 | | 01 | | | | | | |
| | | 02 | 40,000 | | 01 | | | | | | |
| | | | 50,000 | | | | | | | 01 | |
| | 02 | 03 | 60,000 | | 01 | | | | | | |
| | | 04 | 535,000 | | 02 | | | | | | |
| | 01 | | 70,000 | | 01 | | | | | | |
| | | | | | | | | | | | |
| | | | 210,000 | | 02 | | | | | | |
| | | | 30,000 | | 01 | | | | | | |
| | | | | | | | | | | | |

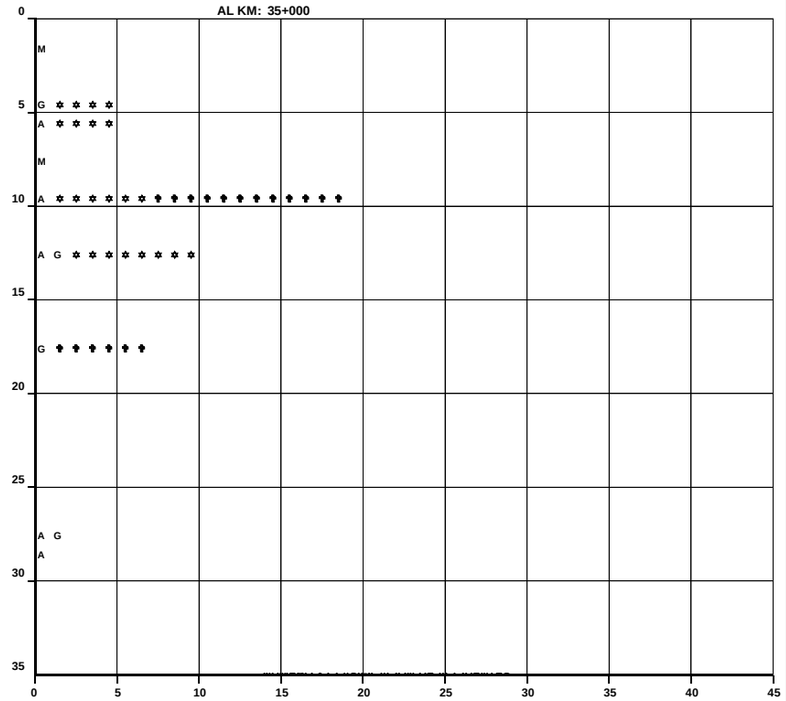


**DEL KM: 35+000**
**AL KM: 70+000**

| SALDOS | MUERTOS | HERIDOS | DAÑOS MATERIALES ($) | CAUSAS | CONDUCTOR | PEAO | PASAJERO | VEHICULO | CAMINO | GANADO | ANATURAL |
|---|---|---|---|---|---|---|---|---|---|---|---|
| | | 05 | 55,000 | | 02 | | | | | | |
| | | | 18,000 | | 01 | | | | | | |
| | | 01 | 12,000 | | 01 | | | | | | |
| | | | 25,000 | | 01 | | | | | | |
| | | | | | | | | | | | |
| | | | | | | | | | | | |
| | | 04 | 38,000 | | 01 | | | | | 01 | |
| | 01 | | 83,000 | | 01 | | | | | | |
| | 02 | | 60,000 | | 01 | | | | | | |
| | | | 50,000 | | 01 | | | | | | |
| | | | 5,000 | | 01 | | | | | | |
| | | | | | | | | | | | |
| | | | 20,000 | | 01 | | | | | | |
| | | | 30,000 | | 01 | | | | | | |

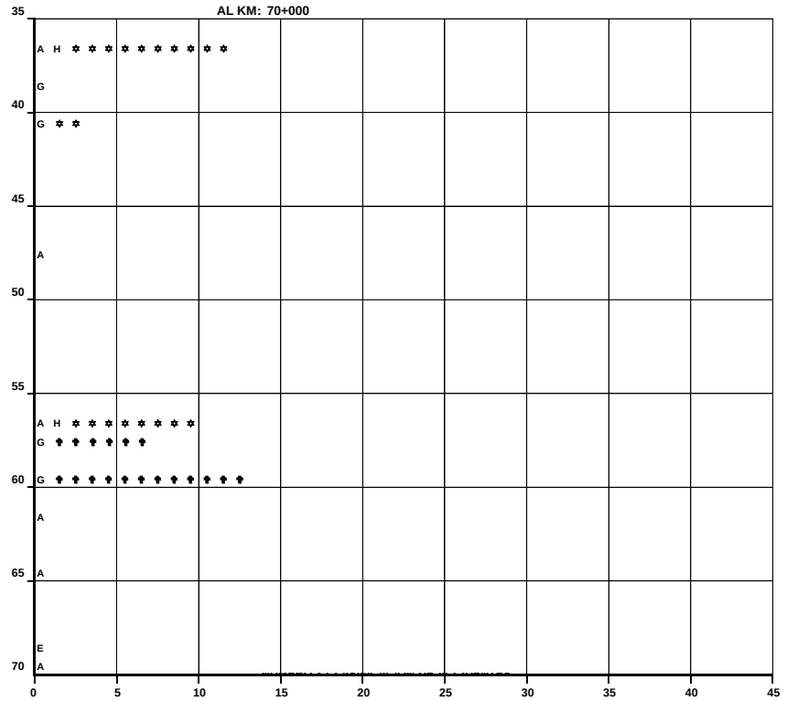


| CLAVE | CLASIFICACION DEL ACCIDENTE | CLAVE | CLASIFICACION DEL ACCIDENTE |
|---|---|---|---|
| **A** | SALIDA DEL CAMINO | COLISION SOBRE EL CAMINO | |
| | | **G** | OTRO VEHICULO MOTOR EN TRANSITO |
| SIN COLISION SOBRE EL CAMINO | | **H** | OTRO VEHICULO MOTOR POR ALCANCE |
| **B** | VOLCADURA | **J** | VEHICULO MOTOR ESTACIONADO |
| **C** | CAIDA DE PASAJERO | **K** | FERROCARRIL |
| **D** | INCENDIO | **L** | BICICLETA |
| **E** | OTROS | **M** | ANIMAL |
| COLISION SOBRE EL CAMINO | | **N** | OBJETO FIJO |
| **F** | PEATON (ATROPELLAMIENTO) | **O** | OTROS OBJETOS |

ACCIDENTES EQUIVALENTES A DAÑOS MATERIALES
✝ UN MUERTO = 6 ACCIDENTES
✲ UN HERIDO = 2 ACCIDENTES

# *ACCIDENTES POR KILOMETRO*
# *( 2004 )*

**CARRETERA : ENT. TULA - CD. VICTORIA (MEX. 101)**
**TRAMO: LIM. EDOS. S.L.P./TAM. - CD. VICTORIA**

**DEL KM: 70+000**
**AL KM: 105+000**

| SALDOS MUERTOS | SALDOS HERIDOS | SALDOS DAÑOS MATERIALES ($) | CAUSAS CONDUCTOR | CAUSAS PEAO | CAUSAS VEHICULO | CAUSAS CAMINO | CAUSAS GANADO | CAUSAS NATURAL |
|---|---|---|---|---|---|---|---|---|
| | | 80,000 | 01 | | | | | 01 |
| | | 383,000 | 01 | | | | | 01 |
| 01 | 05 | 220,000 | 02 | | | | | |
| 01 | 05 | 40,000 | 01 | | | 01 | | |
| | | | | | | | | |
| | | | | | | | | |
| 03 | 06 | 90,000 | 01 | | | | | |
| | | 20,000 | 01 | | | | | |
| 01 | 01 | 100,000 | | | | | | 01 |
| | | 85,000 | 02 | | | | | 01 |
| | | 350,000 | 01 | | | | | |
| | | 90,000 | | | | | 01 | 01 |
| | 01 | 45,000 | 01 | | | | | |
| | | 13,000 | 01 | | | | | |

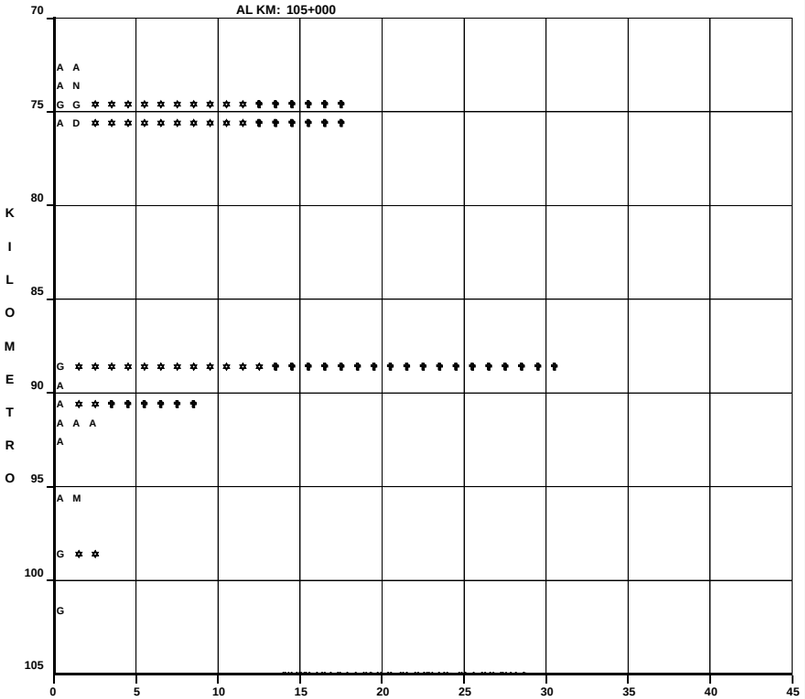


**DEL KM: 105+000**
**AL KM: 140+000**

| SALDOS MUERTOS | SALDOS HERIDOS | SALDOS DAÑOS MATERIALES ($) | CAUSAS CONDUCTOR | CAUSAS PEAO | CAUSAS VEHICULO | CAUSAS CAMINO | CAUSAS GANADO | CAUSAS NATURAL |
|---|---|---|---|---|---|---|---|---|
| | 02 | 17,000 | 01 | | | | | |
| | 01 | 3,000 | | 01 | | | | |
| | 01 | 20,000 | 01 | | | | | |
| 02 | 07 | 109,000 | 03 | 01 | | | | |
| | | 35,000 | 01 | | | | | |
| | | 10,000 | 01 | | | | | |
| | 01 | 170,000 | 02 | | | | | |
| | | 50,000 | | | | | | 01 |
| | | 60,000 | 01 | | | | | |
| | 03 | 15,000 | | | 01 | | | |
| | | 15,000 | 01 | | | | | |
| | 01 | 85,000 | 01 | | | | | 01 |
| | | 40,000 | 01 | | | | | |
| | | 50,000 | 01 | | | | | |
| | 02 | 15,000 | 01 | | | | | |
| | | | | | | | | |
| | | | | | | | | |
| | | 50,000 | 01 | | | | | |

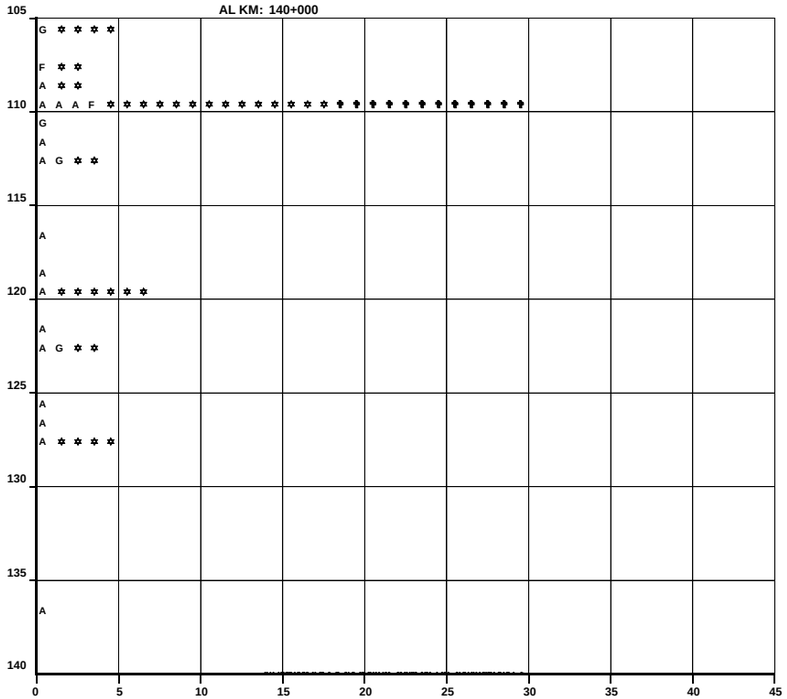


| CLAVE | CLASIFICACION DEL ACCIDENTE | CLAVE | CLASIFICACION DEL ACCIDENTE |
|---|---|---|---|
| A | SALIDA DEL CAMINO | COLISION SOBRE EL CAMINO | |
| | | G | OTRO VEHICULO MOTOR EN TRANSITO |
| SIN COLISION SOBRE EL CAMINO | | H | OTRO VEHICULO MOTOR POR ALCANCE |
| B | VOLCADURA | J | VEHICULO MOTOR ESTACIONADO |
| C | CAIDA DE PASAJERO | K | FERROCARRIL |
| D | INCENDIO | L | BICICLETA |
| E | OTROS | M | ANIMAL |
| COLISION SOBRE EL CAMINO | | N | OBJETO FIJO |
| F | PEATON (ATROPELLAMIENTO) | O | OTROS OBJETOS |

ACCIDENTES EQUIVALENTES A DAÑOS MATERIALES
↑ UN MUERTO = 6 ACCIDENTES
✲ UN HERIDO = 2 ACCIDENTES

# *ACCIDENTES POR KILOMETRO*
# *( 2004 )*

**CARRETERA : ENT. TULA - CD. VICTORIA (MEX. 101)**
**TRAMO: LIM. EDOS. S.L.P./TAM. - CD. VICTORIA**

**DEL KM: 140+000**
**AL KM: 173+400**

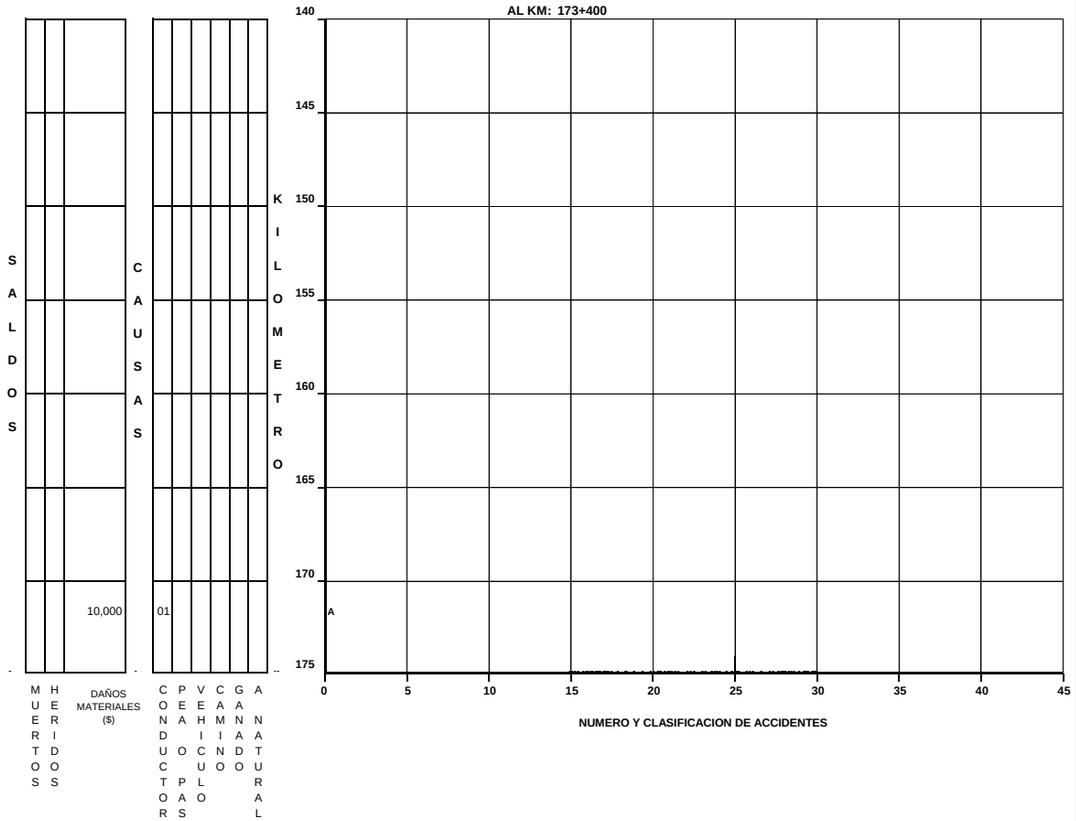


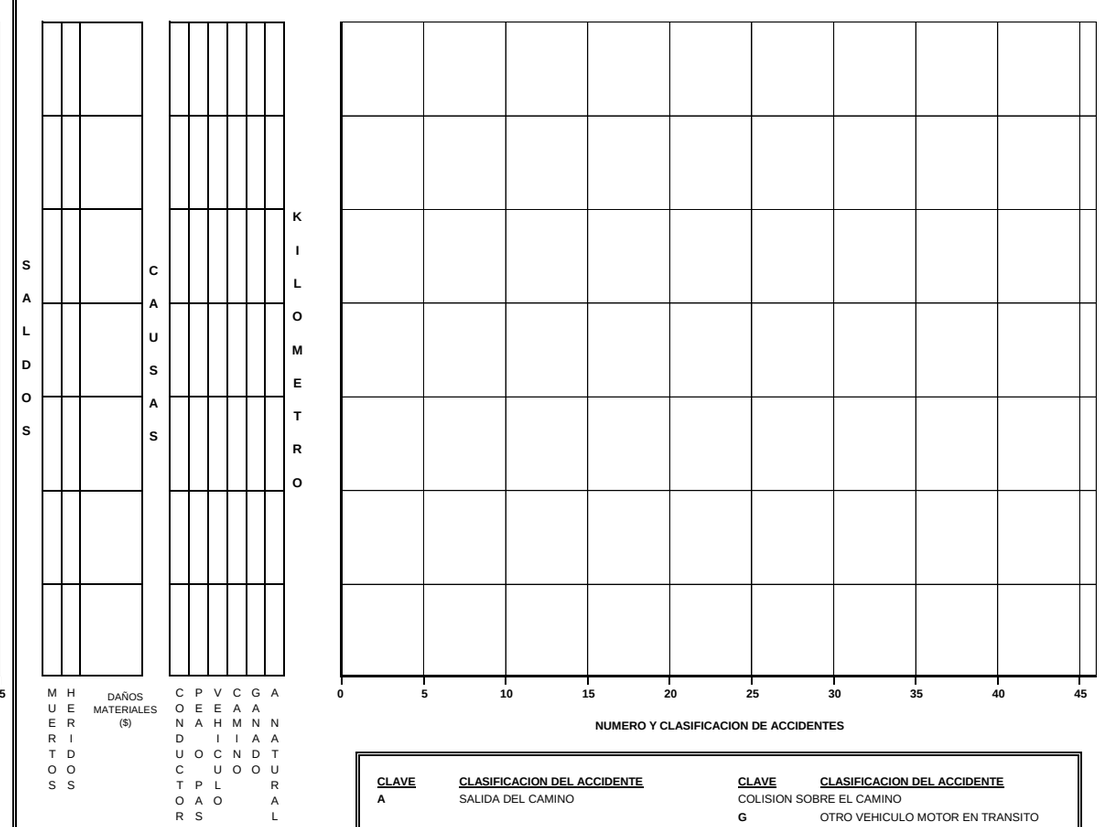


| CLAVE | CLASIFICACION DEL ACCIDENTE | CLAVE | CLASIFICACION DEL ACCIDENTE |
|---|---|---|---|
| **A** | SALIDA DEL CAMINO | COLISION SOBRE EL CAMINO | |
| | | **G** | OTRO VEHICULO MOTOR EN TRANSITO |
| SIN COLISION SOBRE EL CAMINO | | **H** | OTRO VEHICULO MOTOR POR ALCANCE |
| **B** | VOLCADURA | **J** | VEHICULO MOTOR ESTACIONADO |
| **C** | CAIDA DE PASAJERO | **K** | FERROCARRIL |
| **D** | INCENDIO | **L** | BICICLETA |
| **E** | OTROS | **M** | ANIMAL |
| COLISION SOBRE EL CAMINO | | **N** | OBJETO FIJO |
| **F** | PEATON (ATROPELLAMIENTO) | **O** | OTROS OBJETOS |

ACCIDENTES EQUIVALENTES A DAÑOS MATERIALES
✝ UN MUERTO = 6 ACCIDENTES
✡ UN HERIDO = 2 ACCIDENTES

# *ACCIDENTES POR KILOMETRO*
# *( 2004 )*

**CARRETERA : SANTANDER JIMENEZ - ABASOLO (MEX. 107)**
**TRAMO: T.C. (CD. VICTORIA - MATAMOROS) - ABASOLO**

**DEL KM: 0+000**
**AL KM: 20+500**

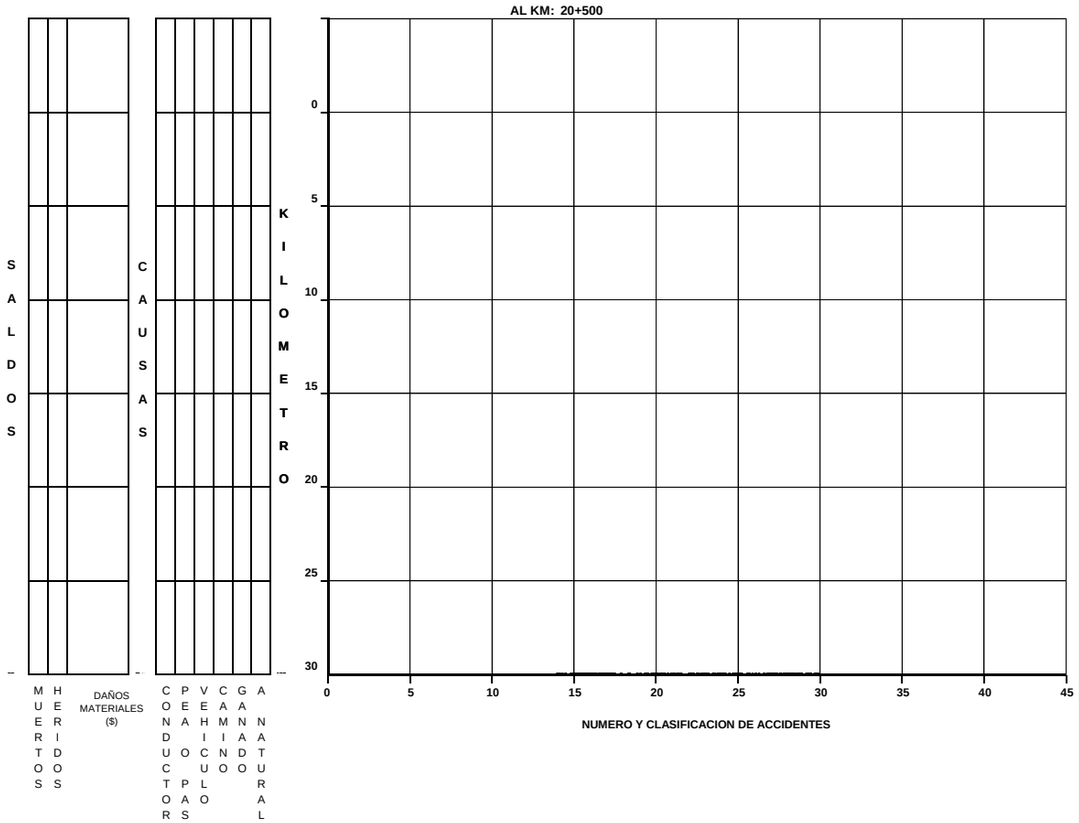


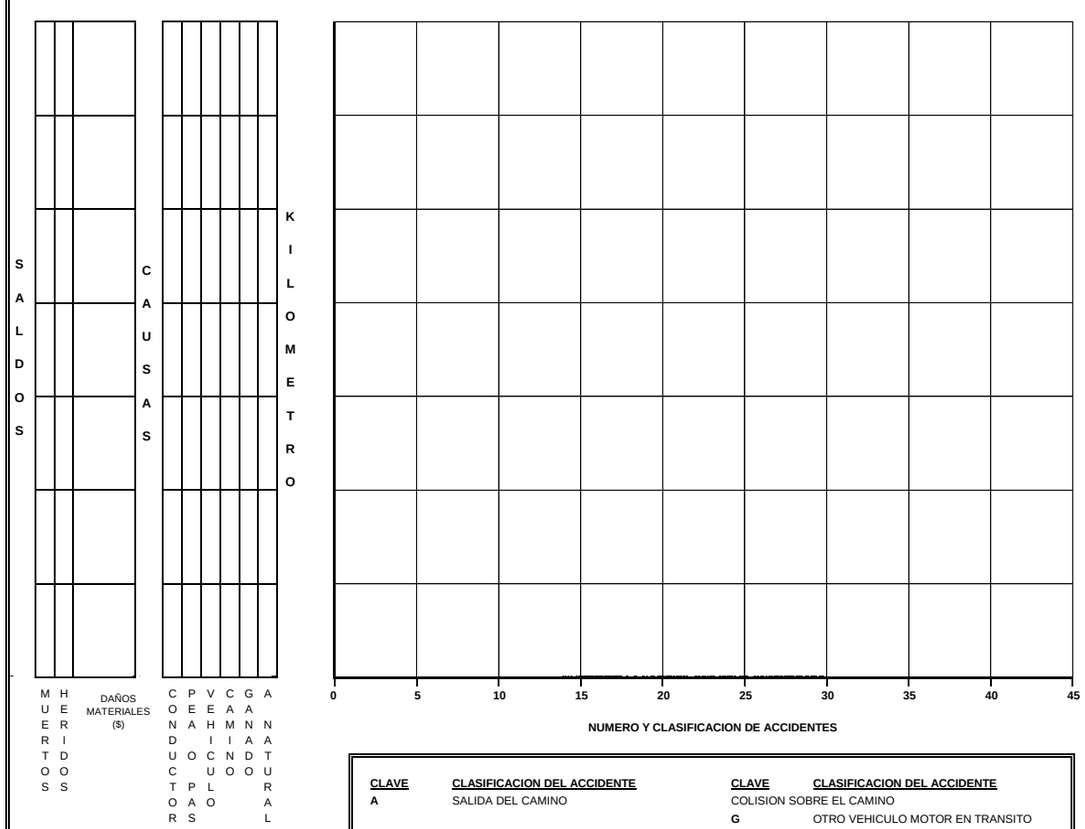


| CLAVE | CLASIFICACION DEL ACCIDENTE | CLAVE | CLASIFICACION DEL ACCIDENTE |
|---|---|---|---|
| A | SALIDA DEL CAMINO | COLISION SOBRE EL CAMINO | |
| | | G | OTRO VEHICULO MOTOR EN TRANSITO |
| SIN COLISION SOBRE EL CAMINO | | H | OTRO VEHICULO MOTOR POR ALCANCE |
| B | VOLCADURA | J | VEHICULO MOTOR ESTACIONADO |
| C | CAIDA DE PASAJERO | K | FERROCARRIL |
| D | INCENDIO | L | BICICLETA |
| E | OTROS | M | ANIMAL |
| COLISION SOBRE EL CAMINO | | N | OBJETO FIJO |
| F | PEATON (ATROPELLAMIENTO) | O | OTROS OBJETOS |

ACCIDENTES EQUIVALENTES A DAÑOS MATERIALES
✝ UN MUERTO = 6 ACCIDENTES
✡ UN HERIDO = 2 ACCIDENTES

# *ACCIDENTES POR KILOMETRO*
# *( 2004 )*

**CARRETERA : MANUEL - ENT. LA COMA (MEX. 180)**
**TRAMO: MANUEL - ENT. LA COMA**

**DEL KM: 0+000**
**AL KM: 30+000**

| KILOMETRO | SALDOS MUERTOS | SALDOS HERIDOS | SALDOS DAÑOS MATERIALES ($) | CAUSAS CONDUCTOR | CAUSAS PEAO | CAUSAS VEHICULO | CAUSAS CAMINO | CAUSAS GANADO | CAUSAS NATURAL |
|---|---|---|---|---|---|---|---|---|---|
| 0 | | 03 | 24,000 | 01 | | | | | |
| 5 | 03 | 02 | 93,000 | 01 | | | | | |
| 10 | | 01 | 20,000 | | | | | | 01 |
| 15 | 02 | 06 | 104,000 | 02 | | | | | 01 |
| 20 | | 03 | 30,000 | 01 | | | | | 01 |
| 25 | | 01 | 4,000 | | | | 01 | | |
| 30 | | | | | | | | | |

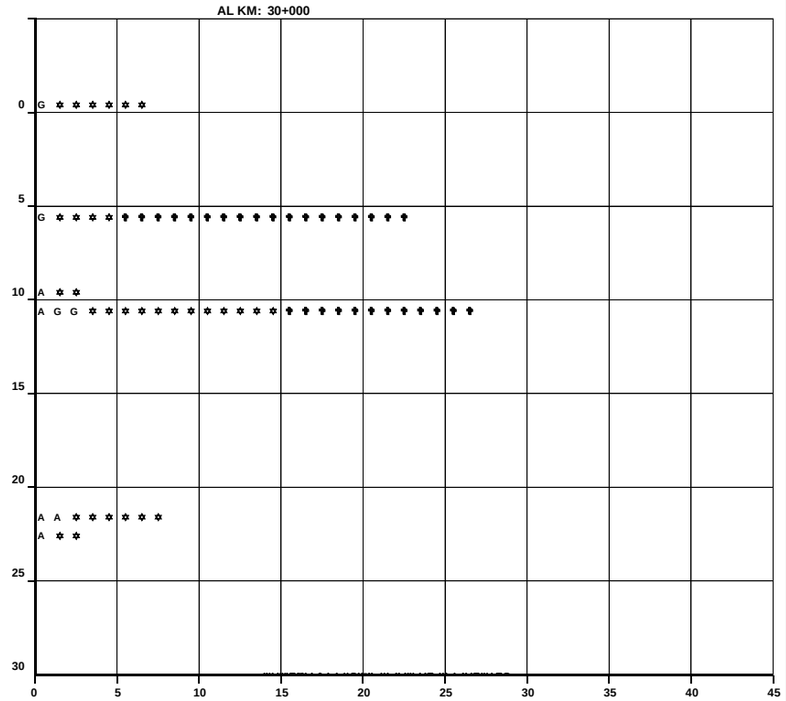


**DEL KM: 30+000**
**AL KM: 65+000**

| KILOMETRO | SALDOS MUERTOS | SALDOS HERIDOS | SALDOS DAÑOS MATERIALES ($) | CAUSAS CONDUCTOR | CAUSAS PEAO | CAUSAS VEHICULO | CAUSAS CAMINO | CAUSAS GANADO | CAUSAS NATURAL |
|---|---|---|---|---|---|---|---|---|---|
| 30 | | 03 | 18,000 | 01 | | | | | |
| 35 | | | | | | | | | |
| 40 | | | | | | | | | |
| 45 | | | 12,000 | 02 | | | | | |
| 50 | | 04 | 40,000 | 01 | | | 01 | | |
| 55 | | 01 | 20,000 | | | | 01 | | |
| 60 | | 02 | 60,000 | | | | | | 02 |
| 65 | | 02 | 60,000 | 01 | | | | | |
| | | 07 | 239,000 | 03 | | | | | |

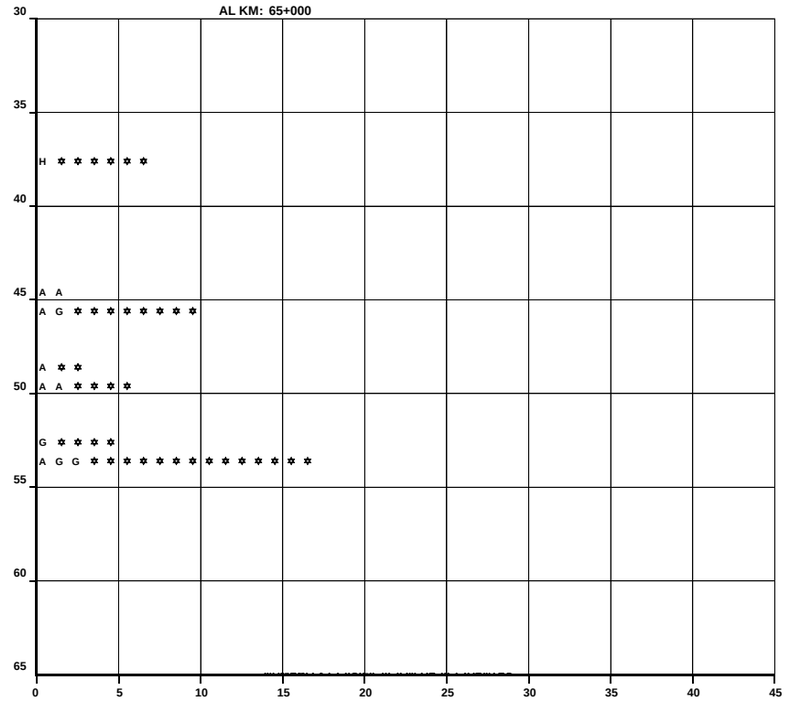


| CLAVE | CLASIFICACION DEL ACCIDENTE | CLAVE | CLASIFICACION DEL ACCIDENTE |
|---|---|---|---|
| **A** | SALIDA DEL CAMINO | COLISION SOBRE EL CAMINO | |
| | | **G** | OTRO VEHICULO MOTOR EN TRANSITO |
| SIN COLISION SOBRE EL CAMINO | | **H** | OTRO VEHICULO MOTOR POR ALCANCE |
| **B** | VOLCADURA | **J** | VEHICULO MOTOR ESTACIONADO |
| **C** | CAIDA DE PASAJERO | **K** | FERROCARRIL |
| **D** | INCENDIO | **L** | BICICLETA |
| **E** | OTROS | **M** | ANIMAL |
| COLISION SOBRE EL CAMINO | | **N** | OBJETO FIJO |
| **F** | PEATON (ATROPELLAMIENTO) | **O** | OTROS OBJETOS |

ACCIDENTES EQUIVALENTES A DAÑOS MATERIALES
✝ UN MUERTO = 6 ACCIDENTES
✲ UN HERIDO = 2 ACCIDENTES

# *ACCIDENTES POR KILOMETRO*
# *( 2004 )*

**CARRETERA : MANUEL - ENT. LA COMA (MEX. 180)**
**TRAMO: MANUEL - ENT. LA COMA**

**DEL KM: 65+000**
**AL KM: 100+000**

| KILOMETRO | SALDOS: MUERTOS | SALDOS: HERIDOS | SALDOS: DAÑOS MATERIALES ($) | CAUSAS: CONDUCTOR | CAUSAS: PEAOS | CAUSAS: VEHICULO | CAUSAS: CAMINO | CAUSAS: GANADO | CAUSAS: NATURAL |
|---|---|---|---|---|---|---|---|---|---|
| 65–70 | 01 | 02 | 25,000 | 01 | | | | | |
| | 01 | 03 | 20,000 | | 01 | | | | 01 |
| 70–75 | | 02 | 90,000 | 01 | | | 01 | | |
| | | 02 | 16,000 | 01 | | | | | |
| 75–80 | | | | | | | | | |
| 80–85 | | | | | | | | | |
| 85–90 | | 01 | 4,000 | 01 | | | | | |
| | | 04 | 40,000 | 01 | | | | | |
| 90–95 | | | 10,000 | 01 | | | | | |
| 95–100 | | 01 | 19,000 | 02 | | | | | |

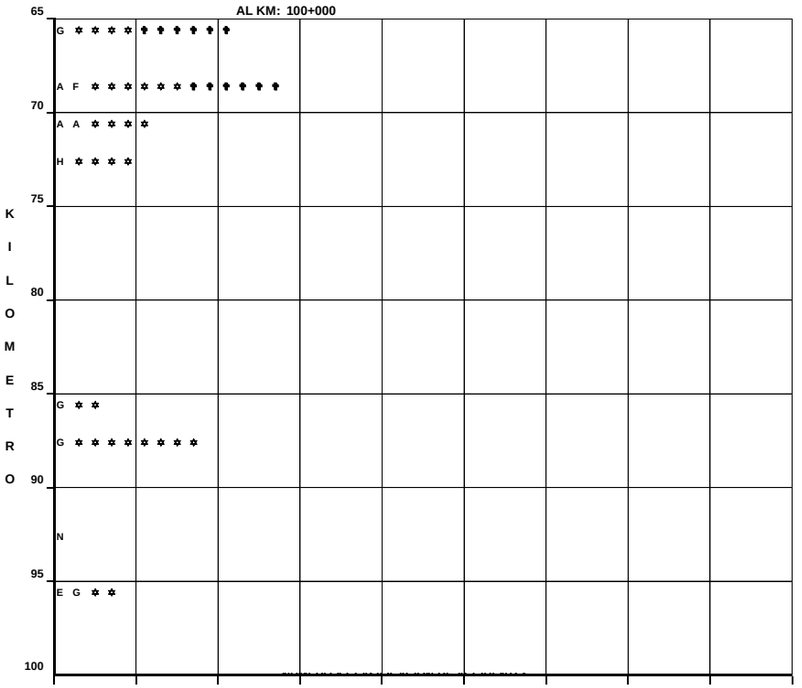


NUMERO Y CLASIFICACION DE ACCIDENTES

**DEL KM: 100+000**
**AL KM: 135+000**

| KILOMETRO | SALDOS: MUERTOS | SALDOS: HERIDOS | SALDOS: DAÑOS MATERIALES ($) | CAUSAS: CONDUCTOR | CAUSAS: PEAOS | CAUSAS: VEHICULO | CAUSAS: CAMINO | CAUSAS: GANADO | CAUSAS: NATURAL |
|---|---|---|---|---|---|---|---|---|---|
| 100–105 | | | | | | | | | |
| | | 04 | 15,000 | 01 | | | | | |
| | | | 100,000 | 01 | | | | | |
| 110–115 | | | | | | | | | |
| 115–120 | 01 | 01 | 100,000 | 01 | | | | | |
| 120–125 | | | | | | | | | |
| | | 02 | 25,000 | | | | 01 | | |
| 125–130 | 02 | | 10,000 | 01 | | | | | |
| 130–135 | | | 35,000 | 01 | | | | | |
| | | | 8,000 | 01 | | | | | |
| | | 01 | 28,000 | 01 | | | | | |
| | | 02 | 7,000 | 01 | | | | | |




NUMERO Y CLASIFICACION DE ACCIDENTES

| CLAVE | CLASIFICACION DEL ACCIDENTE | CLAVE | CLASIFICACION DEL ACCIDENTE |
|---|---|---|---|
| **A** | SALIDA DEL CAMINO | COLISION SOBRE EL CAMINO | |
| | | **G** | OTRO VEHICULO MOTOR EN TRANSITO |
| SIN COLISION SOBRE EL CAMINO | | **H** | OTRO VEHICULO MOTOR POR ALCANCE |
| **B** | VOLCADURA | **J** | VEHICULO MOTOR ESTACIONADO |
| **C** | CAIDA DE PASAJERO | **K** | FERROCARRIL |
| **D** | INCENDIO | **L** | BICICLETA |
| **E** | OTROS | **M** | ANIMAL |
| COLISION SOBRE EL CAMINO | | **N** | OBJETO FIJO |
| **F** | PEATON (ATROPELLAMIENTO) | **O** | OTROS OBJETOS |

ACCIDENTES EQUIVALENTES A DAÑOS MATERIALES
✝ UN MUERTO = 6 ACCIDENTES
✲ UN HERIDO = 2 ACCIDENTES

# *ACCIDENTES POR KILOMETRO*
# *( 2004 )*

**CARRETERA : MANUEL - ENT. LA COMA (MEX. 180)**
**TRAMO: MANUEL - ENT. LA COMA**

**DEL KM: 135+000**
**AL KM: 170+000**

| KILOMETRO | SALDOS: MUERTOS | SALDOS: HERIDOS | SALDOS: DAÑOS MATERIALES ($) | CAUSAS: CONDUCTOR | CAUSAS: PEAOS | CAUSAS: VEHICULO | CAUSAS: CAMINO | CAUSAS: GANADO | CAUSAS: ANATURAL |
|---|---|---|---|---|---|---|---|---|---|
| 135–140 | 02 | 03 | 115,000 | 02 | | | | | |
| | | 01 | 8,000 | 01 | | | | | |
| | 01 | 03 | 15,000 | 01 | | | | | |
| 145–150 | | 01 | 1,000 | 01 | | | | | |
| | | 01 | 33,000 | 01 | | | 01 | | |
| | | 03 | 38,000 | 02 | | | | | |
| 165–170 | | 03 | 70,000 | 01 | | | | | 01 |

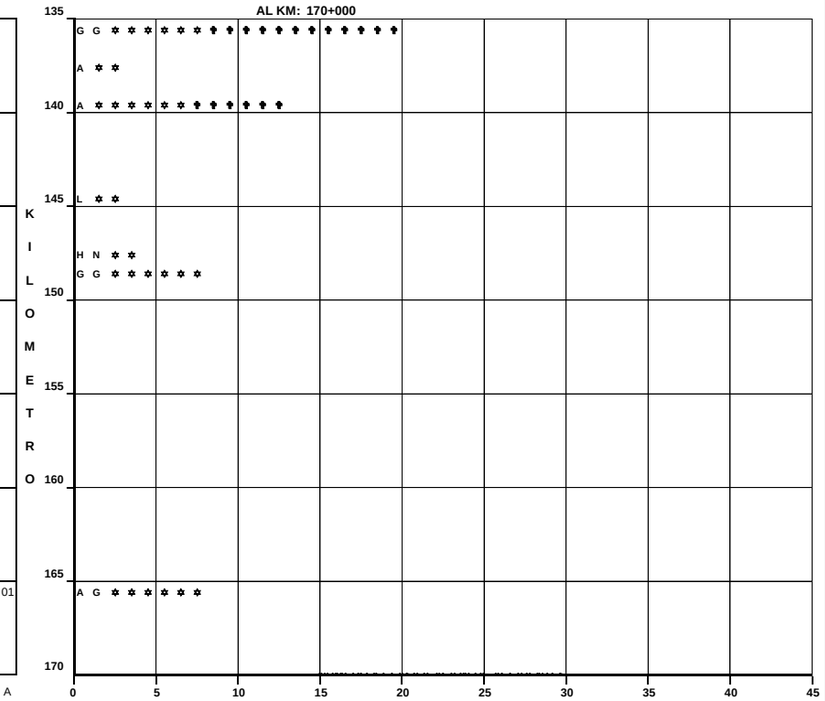


**NUMERO Y CLASIFICACION DE ACCIDENTES**

**DEL KM: 170+000**
**AL KM: 205+000**

| KILOMETRO | SALDOS: MUERTOS | SALDOS: HERIDOS | SALDOS: DAÑOS MATERIALES ($) | CAUSAS: CONDUCTOR | CAUSAS: PEAOS | CAUSAS: VEHICULO | CAUSAS: CAMINO | CAUSAS: GANADO | CAUSAS: ANATURAL |
|---|---|---|---|---|---|---|---|---|---|
| | | 01 | 80,000 | 01 | | | | | |
| | 01 | | 8,000 | 01 | | | | | |
| | | 02 | 320,000 | 01 | | | | | |

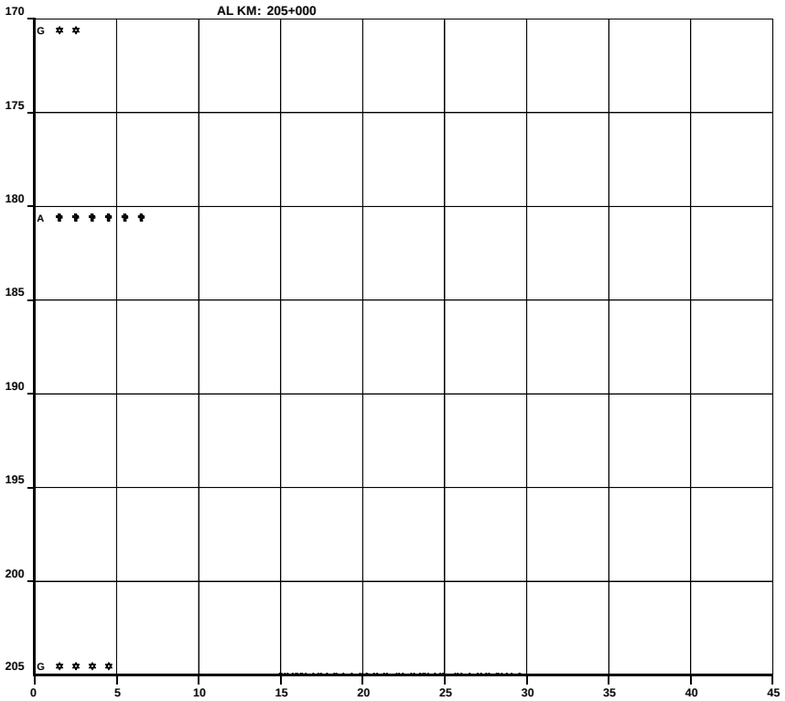


**NUMERO Y CLASIFICACION DE ACCIDENTES**

| CLAVE | CLASIFICACION DEL ACCIDENTE |
|---|---|
| **A** | SALIDA DEL CAMINO |
| SIN COLISION SOBRE EL CAMINO | |
| **B** | VOLCADURA |
| **C** | CAIDA DE PASAJERO |
| **D** | INCENDIO |
| **E** | OTROS |
| COLISION SOBRE EL CAMINO | |
| **F** | PEATON (ATROPELLAMIENTO) |

| CLAVE | CLASIFICACION DEL ACCIDENTE |
|---|---|
| COLISION SOBRE EL CAMINO | |
| **G** | OTRO VEHICULO MOTOR EN TRANSITO |
| **H** | OTRO VEHICULO MOTOR POR ALCANCE |
| **J** | VEHICULO MOTOR ESTACIONADO |
| **K** | FERROCARRIL |
| **L** | BICICLETA |
| **M** | ANIMAL |
| **N** | OBJETO FIJO |
| **O** | OTROS OBJETOS |

ACCIDENTES EQUIVALENTES A DAÑOS MATERIALES
✟ UN MUERTO = 6 ACCIDENTES
✲ UN HERIDO = 2 ACCIDENTES

# *ACCIDENTES POR KILOMETRO*
# *( 2004 )*

**CARRETERA : MANUEL - ENT. LA COMA (MEX. 180)**
**TRAMO: MANUEL - ENT. LA COMA**

**DEL KM: 205+000**
**AL KM: 232+500**

| KILOMETRO | SALDOS: MUERTOS | SALDOS: HERIDOS | SALDOS: DAÑOS MATERIALES ($) | CAUSAS: CONDUCTOR | CAUSAS: PEAO PAS | CAUSAS: VEHICULO | CAUSAS: CAMINO | CAUSAS: GANADO | CAUSAS: ANATURAL |
|---|---|---|---|---|---|---|---|---|---|
| 205–210 | | 03 | 80,000 | 01 | | | | | |
| 210–215 | 01 | 01 | 3,000 | | | | | | 01 |
| 215–220 | | | | | | | | | |
| 220–225 | | | | | | | | | |
| 225–230 | 01 | 04 | 25,000 | 01 | | | | | |
| 230–235 | | | | | | | | | |
| 235–240 | | | | | | | | | |

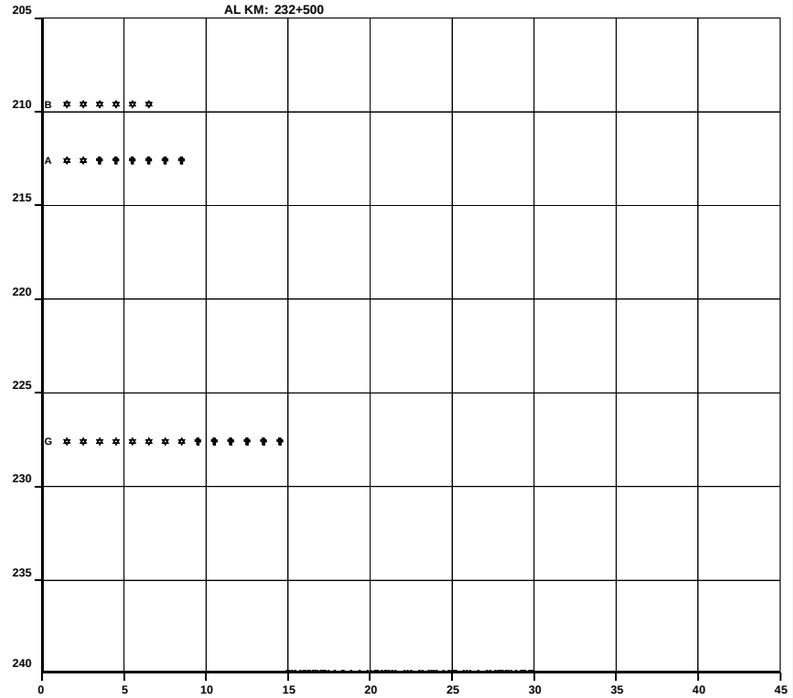


NUMERO Y CLASIFICACION DE ACCIDENTES

| KILOMETRO | SALDOS: MUERTOS | SALDOS: HERIDOS | SALDOS: DAÑOS MATERIALES ($) | CAUSAS: CONDUCTOR | CAUSAS: PEAO PAS | CAUSAS: VEHICULO | CAUSAS: CAMINO | CAUSAS: GANADO | CAUSAS: ANATURAL |
|---|---|---|---|---|---|---|---|---|---|

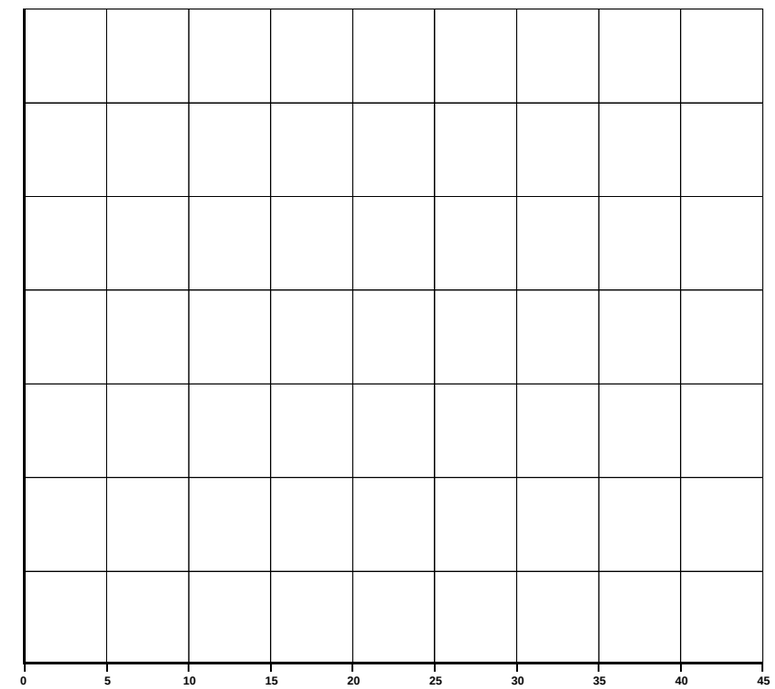


NUMERO Y CLASIFICACION DE ACCIDENTES

| CLAVE | CLASIFICACION DEL ACCIDENTE | CLAVE | CLASIFICACION DEL ACCIDENTE |
|---|---|---|---|
| | | COLISION SOBRE EL CAMINO | |
| | | G | OTRO VEHICULO MOTOR EN TRANSITO |
| SIN COLISION SOBRE EL CAMINO | | H | OTRO VEHICULO MOTOR POR ALCANCE |
| B | VOLCADURA | J | VEHICULO MOTOR ESTACIONADO |
| C | CAIDA DE PASAJERO | K | FERROCARRIL |
| D | INCENDIO | L | BICICLETA |
| E | OTROS | M | ANIMAL |
| COLISION SOBRE EL CAMINO | | N | OBJETO FIJO |
| F | PEATON (ATROPELLAMIENTO) | O | OTROS OBJETOS |

ACCIDENTES EQUIVALENTES A DAÑOS MATERIALES
✝ UN MUERTO = 6 ACCIDENTES
✲ UN HERIDO = 2 ACCIDENTES

# *ACCIDENTES POR KILOMETRO*
# *( 2004 )*

**CARRETERA : AUTOPISTA MATAMOROS - REYNOSA (MEX. 2D)**
**TRAMO: AUTOPISTA MATAMOROS - REYNOSA**

**DEL KM: 26+500**
**AL KM: 60+000**

| SALDOS | MUERTOS | HERIDOS | DAÑOS MATERIALES ($) | CAUSAS | CONDUCTOR | PEAO | PEAS | VEHICULO | CAMINO | GANADO | ANATURAL |
|---|---|---|---|---|---|---|---|---|---|---|---|
| 26+500 a 27+500 | 01 | 04 | 140,000 | | 05 | | | | | | |
| 27+500 a 28+500 | | | 6,000 | | 01 | | | | | | |
| 28+500 a 29+500 | 01 | | 30,000 | | 01 | | | | | | |
| 29+500 a 30+500 | | 01 | 50,000 | | | | | | | | 01 |
| 30+500 a 31+500 | | 03 | 240,000 | | | | 01 | 02 | | | |
| 31+500 a 32+500 | | | 20,000 | | | | | | | | 01 |
| 32+500 a 33+500 | | | 10,000 | | 01 | | | | | | |
| 33+500 a 34+500 | | 01 | 20,000 | | 01 | | | | | | |
| 34+500 a 35+500 | | 02 | 91,000 | | 02 | | | | | | |
| 35+500 a 36+500 | | 02 | 130,000 | | 02 | | | | | | |
| 36+500 a 37+500 | | 01 | 4,000 | | 01 | | | | | | |
| 37+500 a 38+500 | | 02 | 40,000 | | | | | | | | 01 |
| 38+500 a 39+500 | | 04 | 21,000 | | 02 | | | | | | |
| 39+500 a 40+500 | | 01 | 18,000 | | 01 | | | | | | |
| 40+500 a 41+500 | | | 35,000 | | | | | 01 | | | |
| 41+500 a 42+500 | | | 120,000 | | | | 01 | | | | |

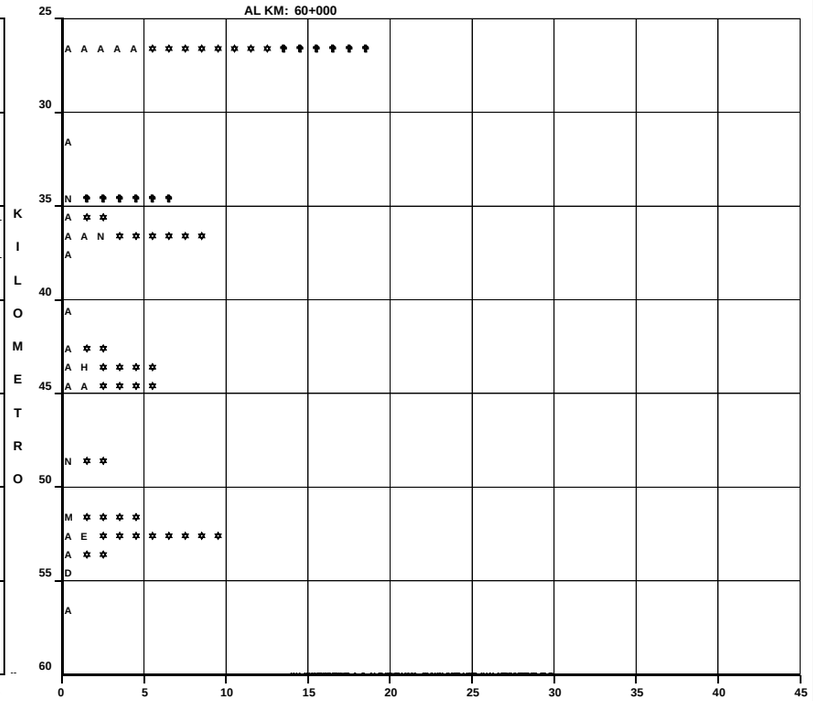


**DEL KM: 60+000**
**AL KM: 71+000**

| SALDOS | MUERTOS | HERIDOS | DAÑOS MATERIALES ($) | CAUSAS | CONDUCTOR | PEAO | PEAS | VEHICULO | CAMINO | GANADO | ANATURAL |
|---|---|---|---|---|---|---|---|---|---|---|---|
| 42+500 a 43+500 | | | 50,000 | | | | 01 | | | | |
| 43+500 a 44+500 | | | 150,000 | | 01 | | | | | | |
| 44+500 a 45+500 | | 03 | 30,000 | | | | 01 | | | | |
| 45+500 a 46+500 | | | 17,000 | | 01 | | | | | | |
| 46+500 a 47+500 | | | | | | | | | | | |
| 47+500 a 48+500 | 01 | | 7,000 | | 01 | | | | | | |
| 48+500 a 49+500 | 01 | 01 | 210,000 | | 02 | | | | | | |
| 49+500 a 50+500 | | | | | | | | | | | |
| 50+500 a 51+500 | | | | | | | | | | | |
| 51+500 a 52+500 | | | | | | | | | | | |
| 52+500 a 53+500 | | | | | | | | | | | |
| 53+500 a 54+500 | | | | | | | | | | | |
| 54+500 a 55+500 | | | | | | | | | | | |
| 55+500 a 56+500 | | | | | | | | | | | |
| 56+500 a 57+500 | | | | | | | | | | | |

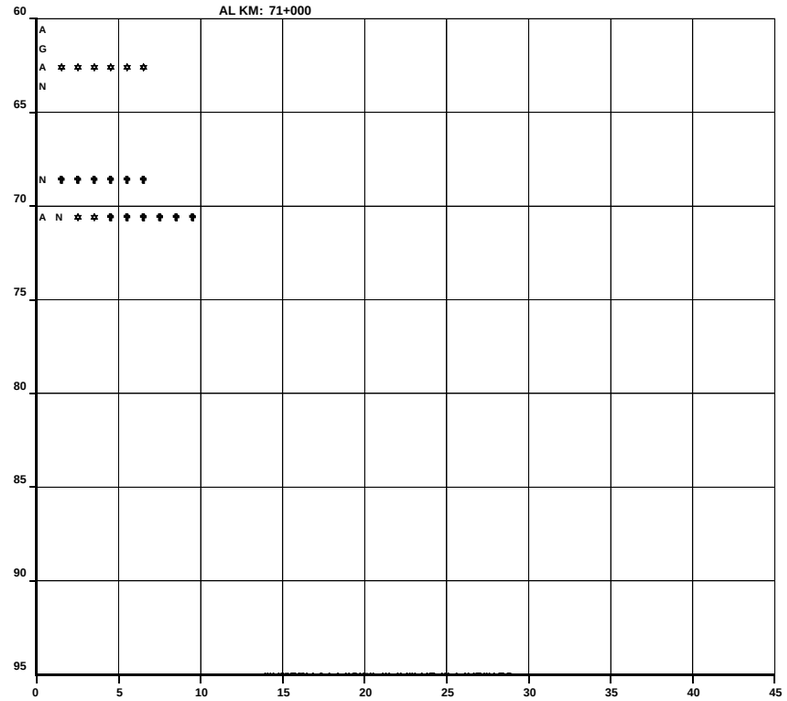


| CLAVE | CLASIFICACION DEL ACCIDENTE | CLAVE | CLASIFICACION DEL ACCIDENTE |
|---|---|---|---|
| **A** | SALIDA DEL CAMINO | COLISION SOBRE EL CAMINO | |
| | | **G** | OTRO VEHICULO MOTOR EN TRANSITO |
| SIN COLISION SOBRE EL CAMINO | | **H** | OTRO VEHICULO MOTOR POR ALCANCE |
| **B** | VOLCADURA | **J** | VEHICULO MOTOR ESTACIONADO |
| **C** | CAIDA DE PASAJERO | **K** | FERROCARRIL |
| **D** | INCENDIO | **L** | BICICLETA |
| **E** | OTROS | **M** | ANIMAL |
| COLISION SOBRE EL CAMINO | | **N** | OBJETO FIJO |
| **F** | PEATON (ATROPELLAMIENTO) | **O** | OTROS OBJETOS |

ACCIDENTES EQUIVALENTES A DAÑOS MATERIALES
✝ UN MUERTO = 6 ACCIDENTES
✲ UN HERIDO = 2 ACCIDENTES

# *ACCIDENTES POR KILOMETRO*
# *( 2004 )*

**CARRETERA : LIBRAMIENTO PONIENTE DE TAMPICO (MEX. 70D)**
**TRAMO: LIBRAMIENTO PONIENTE DE TAMPICO**

**DEL KM: 0+000**
**AL KM: 14+200**

| KILOMETRO | MUERTOS | HERIDOS | DAÑOS MATERIALES ($) | CONDUCTOR | PEAO | PASAJERO | VEHICULO | CAMION | GANADO | ANATURAL |
|---|---|---|---|---|---|---|---|---|---|---|
| 0.000 | | 02 | 86,000 | 03 | | | | | | |
| 0.500 | | 02 | 10,000 | 02 | | | | | | |
| 1.000 | | | 3,000 | 01 | | | | | | |
| 1.000 | | 07 | 31,000 | 02 | | | | | | |
| 1.000 | | 04 | 146,000 | 06 | | | | | | |
| 1.000 | | 03 | 18,000 | 01 | | | | | | |
| 1.000 | 01 | 05 | 28,000 | 02 | 01 | | | | | |
| 1.000 | | | 12,000 | 02 | | | | | | |

**CAUSAS**

**SALDOS**

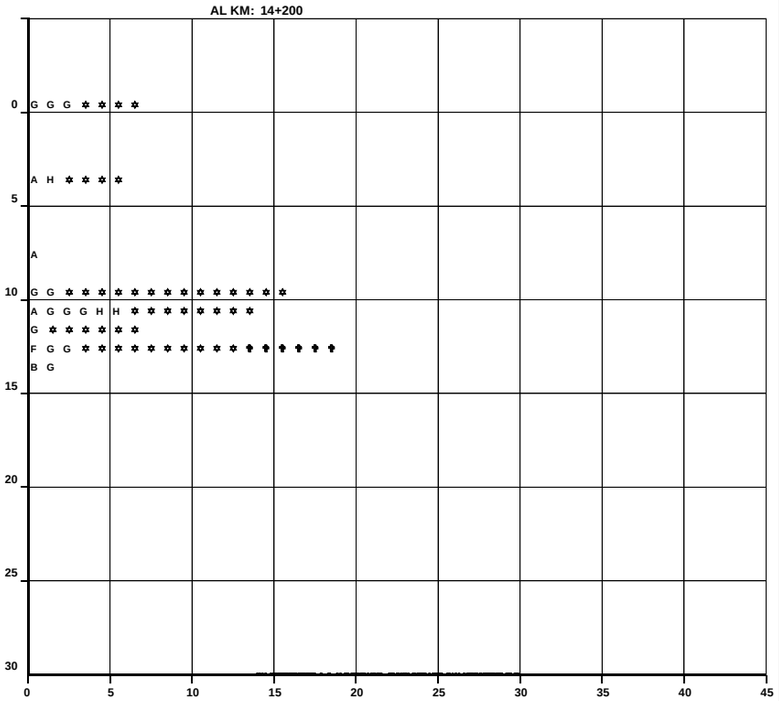


**NUMERO Y CLASIFICACION DE ACCIDENTES**

| MUERTOS | HERIDOS | DAÑOS MATERIALES ($) | CONDUCTOR | PEAO | PASAJERO | VEHICULO | CAMION | GANADO | ANATURAL |
|---|---|---|---|---|---|---|---|---|---|

**CAUSAS**

**SALDOS**

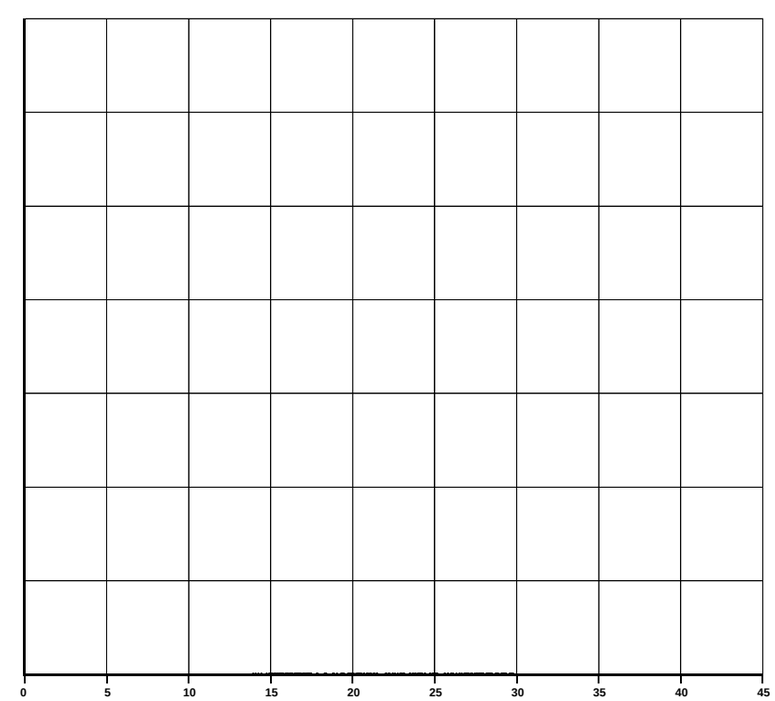


**NUMERO Y CLASIFICACION DE ACCIDENTES**

| CLAVE | CLASIFICACION DEL ACCIDENTE | CLAVE | CLASIFICACION DEL ACCIDENTE |
|---|---|---|---|
| **A** | SALIDA DEL CAMINO | COLISION SOBRE EL CAMINO | |
| | | **G** | OTRO VEHICULO MOTOR EN TRANSITO |
| SIN COLISION SOBRE EL CAMINO | | **H** | OTRO VEHICULO MOTOR POR ALCANCE |
| **B** | VOLCADURA | **J** | VEHICULO MOTOR ESTACIONADO |
| **C** | CAIDA DE PASAJERO | **K** | FERROCARRIL |
| **D** | INCENDIO | **L** | BICICLETA |
| **E** | OTROS | **M** | ANIMAL |
| COLISION SOBRE EL CAMINO | | **N** | OBJETO FIJO |
| **F** | PEATON (ATROPELLAMIENTO) | **O** | OTROS OBJETOS |

ACCIDENTES EQUIVALENTES A DAÑOS MATERIALES
✝ UN MUERTO = 6 ACCIDENTES
✲ UN HERIDO = 2 ACCIDENTES

## *CAUSANTE PRINCIPAL DEL ACCIDENTE (en porcentaje)*
## *( 2 0 0 4 )*

***T A M A U L I P A S***

| CARRETERA Y TRAMO | CONDUCTOR | PEATON O PASAJERO | VEHICULO | CAMINO | IRRUPCION DE GANADO | AGENTE NATURAL |
|---|---|---|---|---|---|---|
| MATAMOROS - PLAYA LAURO VILLAR | 78.95 | 15.79 | 5.26 | .00 | .00 | .00 |
| MATAMOROS - REYNOSA | 82.76 | 6.90 | 1.15 | 1.15 | 1.15 | 6.90 |
| REYNOSA - NUEVO LAREDO | 91.38 | .00 | 3.45 | 2.59 | .00 | 2.59 |
| LIBRAMIENTO DE CAMARGO | 100.00 | .00 | .00 | .00 | .00 | .00 |
| PARAS - NUEVA CIUDAD GUERRERO<br>LIM. EDOS. N.L./TAMPS - NVA. CD. GUERRERO | .00 | .00 | .00 | .00 | 100.00 | .00 |
| MONTERREY - REYNOSA<br>LIM. EDOS. N.L./TAMPS - REYNOSA | 76.32 | 2.63 | 10.53 | 2.63 | .00 | 7.89 |
| LIBRAMIENTO DE REYNOSA | 80.00 | .00 | .00 | 20.00 | .00 | .00 |
| MONTERREY - CD. MIER<br>LIM. EDOS. N.L./TAMPS - CD. MIER | 77.78 | .00 | 22.22 | .00 | .00 | .00 |
| CD. VICTORIA - SOTO LA MARINA | 100.00 | .00 | .00 | .00 | .00 | .00 |
| TAMPICO - CD. MANTE | 71.43 | 7.14 | 12.86 | 1.43 | 4.29 | 2.86 |
| T. EL HUIZACHE - ANTIGUO MORELOS<br>LIM. EDOS. SLP/TAMPS - ANTIGUO MORELOS | 40.00 | .00 | .00 | 40.00 | .00 | 20.00 |
| PETROCEL - PUERTO INDUSTRIAL | 88.89 | .00 | 5.56 | 5.56 | .00 | .00 |
| ALTAMIRA - PUERTO INDUSTRIAL | 40.00 | .00 | 20.00 | 20.00 | 20.00 | .00 |

*CAUSANTE PRINCIPAL DEL ACCIDENTE (en porcentaje)*
*( 2 0 0 4 )*

***T A M A U L I P A S***

| CARRETERA Y TRAMO | CONDUCTOR | PEATON O PASAJERO | VEHICULO | CAMINO | IRRUPCION DE GANADO | AGENTE NATURAL |
|---|---|---|---|---|---|---|
| GONZALEZ - LLERA DE CANALES | 81.82 | .00 | 12.73 | .00 | .00 | 5.45 |
| SAN JOSE LAS RUSIAS - TEPEHUAJE | .00 | .00 | .00 | .00 | 100.00 | .00 |
| IGNACIO ZARAGOZA - CD. VICTORIA | 83.33 | .00 | 5.56 | 2.78 | .00 | 8.33 |
| CD. VICTORIA - MONTERREY<br>CD. VICTORIA - LIM. EDOS. TAMPS/N.L. | 70.77 | 9.23 | 7.69 | 6.15 | 1.54 | 4.62 |
| CD. VALLES - CD. VICTORIA<br>LIM. EDOS. SLP/TAMPS - CD. VICTORIA | 82.02 | .00 | 2.25 | 6.74 | .00 | 8.99 |
| MONTERREY - NUEVO LAREDO<br>LIM. EDOS. N.L./TAMPS - NUEVO LAREDO | 65.79 | .00 | 13.16 | 2.63 | 5.26 | 13.16 |
| LIBRAMIENTO DE NUEVO LAREDO I I | 85.71 | .00 | 14.29 | .00 | .00 | .00 |
| URRACAS - T.C.(MATAMOROS - REYNOSA) | 83.05 | 1.69 | 6.78 | 5.08 | 1.69 | 1.69 |
| CD. VICTORIA - MATAMOROS | 84.28 | 5.03 | 6.29 | 1.26 | .63 | 2.52 |
| LIBRAMIENTO ORIENTE DE SAN FERNANDO | 71.43 | .00 | 14.29 | 7.14 | .00 | 7.14 |
| LIBRAMIENTO DE FRANCISCO VILLA | 100.00 | .00 | .00 | .00 | .00 | .00 |
| LIBRAMIENTO DE SAN GERMAN | 100.00 | .00 | .00 | .00 | .00 | .00 |
| ENT. TULA - CD. VICTORIA<br>LIM. EDOS. SLP/TAMPS - CD. VICTORIA | 76.92 | 3.08 | 1.54 | 1.54 | 4.62 | 12.31 |

*CAUSANTE PRINCIPAL DEL ACCIDENTE (en porcentaje)*
*( 2 0 0 4 )*

***T A M A U L I P A S***

| CARRETERA Y TRAMO | CONDUCTOR | PEATON O PASAJERO | VEHICULO | CAMINO | IRRUPCION DE GANADO | AGENTE NATURAL |
|---|---|---|---|---|---|---|
| SANTANDER JIMENEZ - ABASOLO | .00 | .00 | .00 | .00 | .00 | .00 |
| EST. MANUEL - LA COMA | 74.14 | 1.72 | .00 | 10.34 | .00 | 13.79 |
| AUT. MATAMOROS - REYNOSA ( D ) | 68.75 | .00 | 12.50 | 9.38 | 3.13 | 6.25 |
| LIBRAMIENTO PONIENTE DE TAMPICO ( D ) | 95.00 | 5.00 | .00 | .00 | .00 | .00 |

*TOTAL DE CAUSANTES PRINCIPALES DEL ACCIDENTE (en porcentaje)*

| | | | | | | |
|---|---|---|---|---|---|---|
| **T A M A U L I P A S** | 79.89 | 3.12 | 6.06 | 3.76 | 1.47 | 5.69 |

# *DATOS DEL LUGAR DEL ACCIDENTE Y CONTROL DEL TRANSITO*
## *( 2 0 0 4 )*

***T A M A U L I P A S***

| CARRETERA Y TRAMO | ALINEAMIENTO VERTICAL | | | | ALINEAMIENTO HORIZONTAL | | | | | | | | | | | | CONTROL DE TRANSITO EXISTENTE | | | | | | | | | | | | |
|---|---|---|---|---|---|---|---|---|---|---|---|---|---|---|---|---|---|---|---|---|---|---|---|---|---|---|---|---|---|
| | PENDIENTE | CIMA | COLUMPIO | A NIVEL | TANGENTE | CURVA ABIERTA | CURVA CERRADA | ENTRONQUE | PUENTE O TUNEL | INTERSECCION | CALLEJON | ACCESO PRIVADO | CRUCE FFCC | ZONA PORTUARIA | TRAMO EN CONSTRUCCION | OTRO | SEÑAL INFORMATIVA | SEÑAL PREVENTIVA | SEÑAL RESTRICTIVA | SEMAFORO | AGENTE O GUARDAVIA | BARRERA O ISLETA | RAYAS LATERALES | RAYA CENTRAL | VIBRADORES | ABANDERAMIENTO | BANDEREROS | OTRO CONTROL | SIN CONTROL |
| MATAMOROS - PLAYA LAURO VILLAR | | | | 19 | 17 | 2 | | | | | | | | | | | | | 12 | | | | | 7 | | | | | |
| MATAMOROS - REYNOSA | | | | 87 | 84 | 2 | 1 | 7 | | | | | | | | 2 | 5 | 2 | 61 | | | | | 19 | | | | | |
| REYNOSA - NUEVO LAREDO | 8 | | | 108 | 95 | 12 | 9 | 4 | 1 | 3 | | | 3 | | | | 5 | 5 | 74 | | | | 1 | 31 | | | | | |
| LIBRAMIENTO DE CAMARGO | | | | 3 | 3 | | | 1 | | 1 | | | | | | 1 | 3 | | | | | | | | | | | | |
| PARAS - NUEVA CIUDAD GUERRERO<br>LIM. EDOS. N.L./TAMPS - NVA. CD. GUERRERO | | | | 1 | | 1 | | | | | | | | | | | | | | | | | | 1 | | | | | |
| MONTERREY - REYNOSA<br>LIM. EDOS. N.L./TAMPS - REYNOSA | 5 | 1 | | 32 | 38 | | | 1 | | | | | | | | 6 | 2 | | 27 | 1 | | | | 8 | | | | | |
| LIBRAMIENTO DE REYNOSA | 1 | | | 4 | 5 | | | | | | | | | | | | | | 5 | | | | | | | | | | |
| MONTERREY - CD. MIER<br>LIM. EDOS. N.L./TAMPS - CD. MIER | 4 | | | 5 | 9 | | | 1 | 1 | 1 | | | | | | 1 | 2 | | 3 | | | | | 4 | | | | | |
| CD. VICTORIA - SOTO LA MARINA | 2 | | | 5 | 5 | 1 | 1 | 1 | | | | | | | | | 1 | | 3 | | | | | 3 | | | | | |
| TAMPICO - CD. MANTE | 18 | | | 52 | 56 | 8 | 6 | 2 | 2 | | | 1 | | | | 2 | 2 | 4 | 54 | | | | | 10 | | | | | |
| T. EL HUIZACHE - ANTIGUO MORELOS<br>LIM. EDOS. SLP/TAMPS - ANTIGUO MORELOS | 10 | | | | 1 | 1 | 8 | | | | | | | | | | | 9 | 1 | | | | | | | | | | |
| PETROCEL - PUERTO INDUSTRIAL | 1 | | | 17 | 15 | 3 | | 2 | 1 | 3 | | | | | | | 5 | | 12 | | | | | 1 | | | | | |
| ALTAMIRA - PUERTO INDUSTRIAL | 3 | | | 2 | 4 | | 1 | | | | | | | | | | | | 5 | | | | | | | | | | |
| GONZALEZ - LLERA DE CANALES | 10 | | | 45 | 44 | 9 | 2 | 1 | | | | | 1 | | | | 1 | 2 | 45 | | | | | 7 | | | | | |

# *DATOS DEL LUGAR DEL ACCIDENTE Y CONTROL DEL TRANSITO*
## *( 2 0 0 4 )*

***T A M A U L I P A S***

| CARRETERA Y TRAMO | ALINEAMIENTO VERTICAL | | | | ALINEAMIENTO HORIZONTAL | | | | | | | | | | | | CONTROL DE TRANSITO EXISTENTE | | | | | | | | | | | | |
|---|---|---|---|---|---|---|---|---|---|---|---|---|---|---|---|---|---|---|---|---|---|---|---|---|---|---|---|---|---|
| | PENDIENTE | CIMA | COLUMPIO | A NIVEL | TANGENTE | CURVA ABIERTA | CURVA CERRADA | ENTRONQUE | PUENTE O TUNEL | INTERSECCION | CALLEJON | ACCESO PRIVADO | CRUCE FFCC | ZONA PORTUARIA | TRAMO EN CONSTRUCCION | OTRO | SEÑAL INFORMATIVA | SEÑAL PREVENTIVA | SEÑAL RESTRICTIVA | SEMAFORO | AGENTE O GUARDAVIA | BARRERA O ISLETA | RAYAS LATERALES | RAYA CENTRAL | VIBRADORES | ABANDERAMIENTO | BANDEREROS | OTRO CONTROL | SIN CONTROL |
| SAN JOSE LAS RUSIAS - TEPEHUAJE | | | | 1 | 1 | | | | | | | | | | | | | | 1 | | | | | | | | | | |
| IGNACIO ZARAGOZA - CD. VICTORIA | 2 | | | 34 | 32 | 4 | | 1 | | | | | | | | | 2 | 2 | 15 | | | | | 17 | | | | | |
| CD. VICTORIA - MONTERREY<br>CD. VICTORIA - LIM. EDOS. TAMPS/N.L. | 19 | | | 46 | 49 | 9 | 7 | 7 | | 1 | | | 1 | | | | 4 | 12 | 19 | | | | 1 | 29 | | | | | |
| CD. VALLES - CD. VICTORIA<br>LIM. EDOS. SLP/TAMPS - CD. VICTORIA | 29 | | | 60 | 58 | 14 | 17 | 2 | 2 | | | | | | | | 5 | 24 | 50 | | | | | 10 | | | | | |
| MONTERREY - NUEVO LAREDO<br>LIM. EDOS. N.L./TAMPS - NUEVO LAREDO | 10 | | | 28 | 37 | 1 | | | | | | | | | | 2 | | 1 | 15 | | | | | 22 | | | | | |
| LIBRAMIENTO DE NUEVO LAREDO I I | | | | 7 | 7 | | | 1 | | | | | | | | | 1 | | 4 | | | | | 2 | | | | | |
| URRACAS - T.C.(MATAMOROS - REYNOSA) | 2 | | | 57 | 58 | 1 | | 1 | | | | | | | | | 1 | 4 | 38 | | | | | 15 | | 1 | | | |
| CD. VICTORIA - MATAMOROS | 33 | 1 | | 125 | 148 | 9 | 2 | 4 | 1 | 5 | | 3 | | | | 2 | 10 | 5 | 55 | 1 | | | | 88 | | | | | |
| LIBRAMIENTO ORIENTE DE SAN FERNANDO | 9 | | | 5 | 11 | 3 | | | | | | | | | | | | | 5 | | | | | 9 | | | | | |
| LIBRAMIENTO DE FRANCISCO VILLA | | | | 2 | 1 | 1 | | | | | | | | | | | | | | | | | | 2 | | | | | |
| LIBRAMIENTO DE SAN GERMAN | | | | 1 | 1 | | | | | | | | | | | | | | | | | | | 1 | | | | | |
| ENT. TULA - CD. VICTORIA<br>LIM. EDOS. SLP/TAMPS - CD. VICTORIA | 35 | | | 30 | 40 | 5 | 20 | 1 | | | | | | | | | 1 | 15 | 22 | | | | 1 | 25 | | 1 | | | |
| SANTANDER JIMENEZ - ABASOLO | | | | | | | | | | | | | | | | | | | | | | | | | | | | | |

# *DATOS DEL LUGAR DEL ACCIDENTE Y CONTROL DEL TRANSITO*
## *( 2 0 0 4 )*

***T A M A U L I P A S***

| CARRETERA Y TRAMO | ALINEAMIENTO VERTICAL | | | | ALINEAMIENTO HORIZONTAL | | | | | | | | | | | | CONTROL DE TRANSITO EXISTENTE | | | | | | | | | | | | |
|---|---|---|---|---|---|---|---|---|---|---|---|---|---|---|---|---|---|---|---|---|---|---|---|---|---|---|---|---|---|
| | PENDIENTE | CIMA | COLUMPIO | A NIVEL | TANGENTE | CURVA ABIERTA | CURVA CERRADA | ENTRONQUE | PUENTE O TUNEL | INTERSECCION | CALLEJON | ACCESO PRIVADO | CRUCE FFCC | ZONA PORTUARIA | TRAMO EN CONSTRUCCION | OTRO | SEÑAL INFORMATIVA | SEÑAL PREVENTIVA | SEÑAL RESTRICTIVA | SEMAFORO | AGENTE O GUARDAVIA | BARRERA O ISLETA | RAYAS LATERALES | RAYA CENTRAL | VIBRADORES | ABANDERAMIENTO | BANDEREROS | OTRO CONTROL | SIN CONTROL |
| EST. MANUEL - LA COMA | 20 | | | 38 | 36 | 7 | 15 | 2 | 1 | | | | | | | | 3 | 11 | 30 | | | | | 14 | | | | | |
| AUT. MATAMOROS - REYNOSA ( D ) | 3 | | | 29 | 24 | 5 | 3 | 3 | | 1 | | | | | | 1 | 3 | | 19 | | | | | 10 | | | | | |
| LIBRAMIENTO PONIENTE DE TAMPICO ( D ) | 7 | | | 13 | 18 | 1 | 1 | 2 | 1 | 1 | | 1 | | | | | 2 | | 17 | | | | | 1 | | | | | |

*TOTAL DATOS DEL LUGAR DEL ACCIDENTE Y CONTROL DEL TRANSITO*

| | | | | | | | | | | | | | | | | | | | | | | | | | | | | | |
|---|---|---|---|---|---|---|---|---|---|---|---|---|---|---|---|---|---|---|---|---|---|---|---|---|---|---|---|---|---|
| **T A M A U L I P A S** | 231 | 2 | | 856 | 897 | 99 | 93 | 44 | 10 | 16 | | 5 | 5 | | | 17 | 58 | 96 | 592 | 2 | | | 3 | 336 | | 2 | | | |

# *CIRCUNSTANCIAS QUE CONTRIBUYERON AL ACCIDENTE*
## *( 2 0 0 4 )*

***T A M A U L I P A S***

| CARRETERA Y TRAMO | DEL CONDUCTOR O PEATON | | | | | | | | | | | | | | DEL VEHICULO | | | | | | | | | | DEL CAMINO | | | | | | | AGENTE NATURAL | | | | | |
|---|---|---|---|---|---|---|---|---|---|---|---|---|---|---|---|---|---|---|---|---|---|---|---|---|---|---|---|---|---|---|---|---|---|---|---|---|---|
| | IMPRUDENCIA O INTENCION | VELOCIDAD EXCESIVA | INVADIO CARRIL CONTRARIO | REBASO INDEBIDAMENTE | NO RESPETO LA SEÑAL DE ALTO | NO RESPETO SEMAFORO | NO CEDIO EL PASO | NO GUARDO DISTANCIA | VIRO INDEBIDAMENTE | MAL ESTACIONADO | ESTADO DE EBRIEDAD | BAJO EFECTOS DE DROGA | DORMITANDO | DESLUMBRAMIENTO | LLANTAS | FRENOS | DIRECCION | SUSPENSION | LUCES | EJES | TRANSMISION | MOTOR | SOBRECUPO O SOBRECARGA | EXCESO DE DIMENSIONES | IRRUPCION DE GANADO | DESPERFECTOS | FALTA DE SEÑALES | OBJETOS EN EL CAMINO | MOJADO | RESBALOSO | OTROS | LLUVIA | NIEVE O GRANIZO | NIEBLA O HUMO | TOLVANERA | VIENTOS FUERTES | OTROS |
| MATAMOROS - PLAYA LAURO VILLAR | 3 | 7 | 5 | 2 | | | | 2 | 2 | | 2 | | | | | | | | 1 | | | | | | | | | | | | | | | | | | |
| MATAMOROS - REYNOSA | 6 | 39 | 22 | 1 | 3 | | 7 | 7 | 7 | 1 | 9 | | | | 1 | | | | | | | | | | 1 | | | | 1 | 1 | | 5 | 1 | | | | |
| REYNOSA - NUEVO LAREDO | | 64 | 41 | 1 | 3 | | 5 | 6 | 5 | 2 | 5 | | 2 | 1 | 4 | | | | | | | | | | | | | | 3 | 1 | | 3 | | | | | |
| LIBRAMIENTO DE CAMARGO | | | | | 2 | | | 1 | | | | | | | | | | | | | | | | | | | | | | | | | | | | | |
| PARAS - NUEVA CIUDAD GUERRERO<br>LIM. EDOS. N.L./TAMPS - NVA. CD. GUERRERO | | | | | | | | | | | | | | | | | | | | | | | | | 1 | | | | | | | | | | | | |
| MONTERREY - REYNOSA<br>LIM. EDOS. N.L./TAMPS - REYNOSA | 1 | 15 | | | | | 4 | 7 | 2 | | 2 | | 1 | | 3 | | 1 | | | | | | | | | | | | 1 | 1 | | 2 | | 1 | | | |
| LIBRAMIENTO DE REYNOSA | | 3 | | | | | 1 | | | | 1 | | | | | | | | | | | | | | | | | | 1 | 1 | | | | | | | |
| MONTERREY - CD. MIER<br>LIM. EDOS. N.L./TAMPS - CD. MIER | | 4 | | | 2 | | | 1 | | | | | | | 1 | | | | | | 1 | | | | | | | | | | | | | | | | |
| CD. VICTORIA - SOTO LA MARINA | | 2 | 1 | 1 | | | | 2 | 1 | | | | | | | | | | | | | | | | | | | | | | | | | | | | |
| TAMPICO - CD. MANTE | 5 | 26 | 6 | 3 | 2 | | 4 | 5 | 1 | | 1 | | 6 | | 5 | | | | | 2 | 1 | | 1 | | 3 | | | | 1 | 1 | | 2 | | | | | |
| T. EL HUIZACHE - ANTIGUO MORELOS<br>LIM. EDOS. SLP/TAMPS - ANTIGUO MORELOS | | 3 | 1 | | | | | | | | | | | | | | | | | | | | | | | | | | 4 | 4 | | 2 | | | | | |
| PETROCEL - PUERTO INDUSTRIAL | | 8 | 3 | | 4 | | 1 | 2 | 1 | | | | | | | | | | | 1 | | | | | | | | | 1 | 1 | | | | | | | |
| ALTAMIRA - PUERTO INDUSTRIAL | | 2 | | | | | | | | | | | | | | | | | | | | | 1 | | 1 | | | | 1 | 1 | | | | | | | |

# *CIRCUNSTANCIAS QUE CONTRIBUYERON AL ACCIDENTE*
## *( 2 0 0 4 )*

***T A M A U L I P A S***

| CARRETERA Y TRAMO | DEL CONDUCTOR O PEATON | | | | | | | | | | | | | | DEL VEHICULO | | | | | | | | | | DEL CAMINO | | | | | | | AGENTE NATURAL | | | | | |
|---|---|---|---|---|---|---|---|---|---|---|---|---|---|---|---|---|---|---|---|---|---|---|---|---|---|---|---|---|---|---|---|---|---|---|---|---|
| | IMPRUDENCIA O INTENCION | VELOCIDAD EXCESIVA | INVADIO CARRIL CONTRARIO | REBASO INDEBIDAMENTE | NO RESPETO LA SEÑAL DE ALTO | NO RESPETO SEMAFORO | NO CEDIO EL PASO | NO GUARDO DISTANCIA | VIRO INDEBIDAMENTE | MAL ESTACIONADO | ESTADO DE EBRIEDAD | BAJO EFECTOS DE DROGA | DORMITANDO | DESLUMBRAMIENTO | LLANTAS | FRENOS | DIRECCION | SUSPENSION | LUCES | EJES | TRANSMISION | MOTOR | SOBRECUPO O SOBRECARGA | EXCESO DE DIMENSIONES | IRRUPCION DE GANADO | DESPERFECTOS | FALTA DE SEÑALES | OBJETOS EN EL CAMINO | MOJADO | RESBALOSO | OTROS | LLUVIA | NIEVE O GRANIZO | NIEBLA O HUMO | TOLVANERA | VIENTOS FUERTES | OTROS |
| GONZALEZ - LLERA DE CANALES | | 29 | 8 | | | | 3 | 2 | | | 1 | | 4 | 1 | 2 | | | 1 | | 2 | | 1 | 1 | | | | | | | | | 3 | | | | | |
| SAN JOSE LAS RUSIAS - TEPEHUAJE | | | | | | | | | | | | | | | | | | | | | | | | | 1 | | | | | | | | | | | | |
| IGNACIO ZARAGOZA - CD. VICTORIA | | 23 | 2 | 2 | | | 1 | | | | | | 9 | | 1 | | 1 | | | | | | | | | | | | 1 | 1 | | 3 | | | | | |
| CD. VICTORIA - MONTERREY<br>CD. VICTORIA - LIM. EDOS. TAMPS/N.L. | 6 | 23 | 14 | | 1 | | 3 | 8 | 3 | 1 | 2 | | 6 | | 2 | 1 | | | | 2 | | | | | 1 | | | | 4 | 4 | | 3 | | | | | |
| CD. VALLES - CD. VICTORIA<br>LIM. EDOS. SLP/TAMPS - CD. VICTORIA | | 25 | 21 | 9 | 1 | | 3 | 10 | 3 | | 2 | | 6 | | 1 | | | | | | 1 | | | | | | | | 6 | 5 | | 8 | | | | | |
| MONTERREY - NUEVO LAREDO<br>LIM. EDOS. N.L./TAMPS - NUEVO LAREDO | | 16 | | | | | | 4 | 2 | | | | 3 | | 3 | | 1 | 1 | | | | | | | 2 | | | 1 | | | | 5 | | | | | |
| LIBRAMIENTO DE NUEVO LAREDO I I | | 2 | | 3 | | | | | | | | | 1 | | 1 | | | | | | | | | | | | | | | | | | | | | | |
| URRACAS - T.C.(MATAMOROS - REYNOSA) | 1 | 39 | 20 | | 1 | | 1 | 5 | 2 | | 2 | | 1 | | 3 | | | | | | | 1 | | | 1 | | | | 3 | 3 | | 1 | | | | | |
| CD. VICTORIA - MATAMOROS | 7 | 76 | 29 | 4 | 4 | 1 | 6 | 20 | 14 | | 6 | | 7 | | 6 | | | | 1 | 2 | | 1 | | | 1 | | | 1 | 1 | 1 | | 3 | | | | 1 | |
| LIBRAMIENTO ORIENTE DE SAN FERNANDO | | 7 | 1 | | | | | 2 | 1 | | | | 1 | | | 1 | | | | 1 | | | | | | | | | 1 | 1 | | 1 | | | | | |
| LIBRAMIENTO DE FRANCISCO VILLA | | 1 | 1 | | | | | | | | | | | | | | | | | | | | | | | | | | | | | | | | | | |
| LIBRAMIENTO DE SAN GERMAN | | 1 | | | | | | | | | | | | | | | | | | | | | | | | | | | | | | | | | | | |
| ENT. TULA - CD. VICTORIA<br>LIM. EDOS. SLP/TAMPS - CD. VICTORIA | 2 | 36 | 13 | 3 | 1 | | | 2 | 1 | | | | 2 | | 1 | | | | | | | | | | 3 | | | 1 | | | | 7 | | 1 | | | |

# *CIRCUNSTANCIAS QUE CONTRIBUYERON AL ACCIDENTE*
## *( 2 0 0 4 )*

***T A M A U L I P A S***

| CARRETERA Y TRAMO | DEL CONDUCTOR O PEATON | | | | | | | | | | | | | | DEL VEHICULO | | | | | | | | | | DEL CAMINO | | | | | | | AGENTE NATURAL | | | | | |
|---|---|---|---|---|---|---|---|---|---|---|---|---|---|---|---|---|---|---|---|---|---|---|---|---|---|---|---|---|---|---|---|---|---|---|---|---|---|
| | IMPRUDENCIA O INTENCION | VELOCIDAD EXCESIVA | INVADIO CARRIL CONTRARIO | REBASO INDEBIDAMENTE | NO RESPETO LA SEÑAL DE ALTO | NO RESPETO SEMAFORO | NO CEDIO EL PASO | NO GUARDO DISTANCIA | VIRO INDEBIDAMENTE | MAL ESTACIONADO | ESTADO DE EBRIEDAD | BAJO EFECTOS DE DROGA | DORMITANDO | DESLUMBRAMIENTO | LLANTAS | FRENOS | DIRECCION | SUSPENSION | LUCES | EJES | TRANSMISION | MOTOR | SOBRECUPO O SOBRECARGA | EXCESO DE DIMENSIONES | IRRUPCION DE GANADO | DESPERFECTOS | FALTA DE SEÑALES | OBJETOS EN EL CAMINO | MOJADO | RESBALOSO | OTROS | LLUVIA | NIEVE O GRANIZO | NIEBLA O HUMO | TOLVANERA | VIENTOS FUERTES | OTROS |
| SANTANDER JIMENEZ - ABASOLO | | | | | | | | | | | | | | | | | | | | | | | | | | | | | | | | | | | | | |
| EST. MANUEL - LA COMA | 1 | 28 | 19 | 2 | 1 | | 2 | 3 | | | 1 | | | | | | | | | | | | | | | | | | 6 | 6 | | 8 | | | | | |
| AUT. MATAMOROS - REYNOSA ( D ) | | 21 | 1 | | | | | | | | | | 1 | | 4 | | | | | | | | | | 1 | | | 1 | 2 | 2 | | 2 | | | | | |
| LIBRAMIENTO PONIENTE DE TAMPICO ( D ) | 1 | 5 | 5 | | 3 | | 2 | 3 | 2 | | | | | | | | | | | | | | | | | | | | | | | | | | | | |

*TOTAL DE CIRCUNSTANCIAS QUE CONTRIBUYERON AL ACCIDENTE*

| | | | | | | | | | | | | | | | | | | | | | | | | | | | | | | | | | | | | | |
|---|---|---|---|---|---|---|---|---|---|---|---|---|---|---|---|---|---|---|---|---|---|---|---|---|---|---|---|---|---|---|---|---|---|---|---|---|---|
| **T A M A U L I P A S** | 33 | 505 | 213 | 31 | 28 | 1 | 43 | 92 | 47 | 4 | 34 | | 50 | 2 | 38 | 2 | 3 | 2 | 2 | 10 | 3 | 3 | 3 | | 16 | | | 4 | 37 | 34 | | 58 | 1 | 2 | | 1 | |

# *ACCIDENTES POR TIPO DE VEHICULO*
## *( 2 0 0 4 )*

***T A M A U L I P A S***

| CARRETERA Y TRAMO | # DE ACC. | ACCIDENTES POR TIPO DE VEHICULO | | | | | | | | | | | | | | | | | | | | | | | |
|---|---|---|---|---|---|---|---|---|---|---|---|---|---|---|---|---|---|---|---|---|---|---|---|---|---|
| | | A | A-A | A-B | A-C | A-B-C | B | B-B | B-C | C | C-C | A-M | A-O | A-B-O | A-C-O | A-M-O | B-M | B-O | C-M | C-O | M | M-M | M-O | O | O-O |
| MATAMOROS - PLAYA LAURO VILLAR | 19 | 7 | 8 | | 1 | | | | | | | 1 | 1 | | | | | | | | | | | 1 | |
| MATAMOROS - REYNOSA | 87 | 24 | 41 | 2 | 7 | | 2 | | | 2 | 2 | 1 | 5 | | | | | | | | | | | 1 | |
| REYNOSA - NUEVO LAREDO | 116 | 38 | 37 | | 18 | | 1 | | 1 | 11 | 1 | 2 | 7 | | | | | | | | | | | | |
| LIBRAMIENTO DE CAMARGO | 3 | | | | 2 | | | | | | | | | | 1 | | | | | | | | | | |
| PARAS - NUEVA CIUDAD GUERRERO<br>LIM. EDOS. N.L./TAMPS - NVA. CD. GUERRERO | 1 | 1 | | | | | | | | | | | | | | | | | | | | | | | |
| MONTERREY - REYNOSA<br>LIM. EDOS. N.L./TAMPS - REYNOSA | 38 | 18 | 10 | 1 | 3 | 1 | | | | 3 | | | 1 | | | | | | | | | | 1 | | |
| LIBRAMIENTO DE REYNOSA | 5 | 2 | 2 | | | | | | | 1 | | | | | | | | | | | | | | | |
| MONTERREY - CD. MIER<br>LIM. EDOS. N.L./TAMPS - CD. MIER | 9 | 3 | 2 | | 1 | | | | | 2 | | | 1 | | | | | | | | | | | | |
| CD. VICTORIA - SOTO LA MARINA | 7 | 2 | 2 | | 3 | | | | | | | | | | | | | | | | | | | | |
| TAMPICO - CD. MANTE | 70 | 32 | 11 | 2 | 3 | | 1 | | 1 | 12 | 3 | 1 | 4 | | | | | | | | | | | | |
| T. EL HUIZACHE - ANTIGUO MORELOS<br>LIM. EDOS. SLP/TAMPS - ANTIGUO MORELOS | 10 | 7 | | | 1 | | | | 1 | 1 | | | | | | | | | | | | | | | |
| PETROCEL - PUERTO INDUSTRIAL | 18 | 3 | 4 | 1 | 3 | | | | | 3 | 2 | 1 | 1 | | | | | | | | | | | | |
| ALTAMIRA - PUERTO INDUSTRIAL | 5 | 3 | | | | | | | | 2 | | | | | | | | | | | | | | | |

# *ACCIDENTES POR TIPO DE VEHICULO*
## *( 2 0 0 4 )*

***T A M A U L I P A S***

| CARRETERA Y TRAMO | # DE ACC. | ACCIDENTES POR TIPO DE VEHICULO | | | | | | | | | | | | | | | | | | | | | | | |
|---|---|---|---|---|---|---|---|---|---|---|---|---|---|---|---|---|---|---|---|---|---|---|---|---|---|
| | | A | A-A | A-B | A-C | A-B-C | B | B-B | B-C | C | C-C | A-M | A-O | A-B-O | A-C-O | A-M-O | B-M | B-O | C-M | C-O | M | M-M | M-O | O | O-O |
| GONZALEZ - LLERA DE CANALES | 55 | 9 | 6 | | 7 | | | | 1 | 27 | 2 | | | | | | | | | 1 | 1 | | | 1 | |
| SAN JOSE LAS RUSIAS - TEPEHUAJE | 1 | 1 | | | | | | | | | | | | | | | | | | | | | | | |
| IGNACIO ZARAGOZA - CD. VICTORIA | 36 | 13 | 1 | 1 | 7 | | | | | 12 | 1 | | 1 | | | | | | | | | | | | |
| CD. VICTORIA - MONTERREY<br>CD. VICTORIA - LIM. EDOS. TAMPS/N.L. | 65 | 18 | 16 | 1 | 9 | | | | 1 | 11 | 1 | 2 | 2 | | | | | | | | | | 1 | 3 | |
| CD. VALLES - CD. VICTORIA<br>LIM. EDOS. SLP/TAMPS - CD. VICTORIA | 89 | 29 | 28 | 3 | 8 | | 2 | | 1 | 7 | 2 | 6 | 1 | | | | 1 | | | | | | 1 | | |
| MONTERREY - NUEVO LAREDO<br>LIM. EDOS. N.L./TAMPS - NUEVO LAREDO | 38 | 16 | 1 | | 2 | | | | 2 | 14 | 2 | | 1 | | | | | | | | | | | | |
| LIBRAMIENTO DE NUEVO LAREDO I I | 7 | 4 | | | 1 | | | | | | 2 | | | | | | | | | | | | | | |
| URRACAS - T.C.(MATAMOROS - REYNOSA) | 59 | 25 | 12 | 2 | 11 | | | | | 4 | | | 3 | | | | | | | | 1 | | | 1 | |
| CD. VICTORIA - MATAMOROS | 159 | 59 | 41 | 8 | 23 | | 1 | | 2 | 11 | 4 | 2 | 3 | | | | | | | | 1 | | 1 | 3 | |
| LIBRAMIENTO ORIENTE DE SAN FERNANDO | 14 | 7 | 1 | | 2 | | | | | 3 | | | 1 | | | | | | | | | | | | |
| LIBRAMIENTO DE FRANCISCO VILLA | 2 | | | | 1 | | | | | 1 | | | | | | | | | | | | | | | |
| LIBRAMIENTO DE SAN GERMAN | 1 | | | | | | | | | 1 | | | | | | | | | | | | | | | |
| ENT. TULA - CD. VICTORIA<br>LIM. EDOS. SLP/TAMPS - CD. VICTORIA | 65 | 31 | 6 | 3 | 9 | | 1 | | | 12 | 1 | | 2 | | | | | | | | | | | | |

# *ACCIDENTES POR TIPO DE VEHICULO*
## *( 2 0 0 4 )*

***T A M A U L I P A S***

| CARRETERA Y TRAMO | # DE ACC. | ACCIDENTES POR TIPO DE VEHICULO | | | | | | | | | | | | | | | | | | | | | | |
|---|---|---|---|---|---|---|---|---|---|---|---|---|---|---|---|---|---|---|---|---|---|---|---|---|
| | | A | A-A | A-B | A-C | A-B-C | B | B-B | B-C | C | C-C | A-M | A-O | A-B-O | A-C-O | A-M-O | B-M | B-O | C-M | C-O | M | M-M | M-O | O | O-O |
| SANTANDER JIMENEZ - ABASOLO | | | | | | | | | | | | | | | | | | | | | | | | | |
| EST. MANUEL - LA COMA | 58 | 23 | 18 | | 7 | | 1 | | | 3 | 2 | | 2 | | | | 1 | | | | | | | 1 | |
| AUT. MATAMOROS - REYNOSA ( D ) | 32 | 27 | | | 2 | | | | | 3 | | | | | | | | | | | | | | | |
| LIBRAMIENTO PONIENTE DE TAMPICO ( D ) | 20 | 2 | 6 | 1 | 5 | | 1 | | | 2 | | | 3 | | | | | | | | | | | | |

*TOTAL DE ACCIDENTES POR TIPO DE VEHICULO*

| | | | | | | | | | | | | | | | | | | | | | | | | | |
|---|---|---|---|---|---|---|---|---|---|---|---|---|---|---|---|---|---|---|---|---|---|---|---|---|---|
| TOTALES | 1 089 | 404 | 253 | 25 | 136 | 1 | 10 | | 10 | 148 | 25 | 16 | 39 | | 1 | | 2 | | | 1 | 3 | | 4 | 11 | |
| PORCENTAJES | 100.00 | 37.10 | 23.23 | 2.30 | 12.49 | 0.09 | 0.92 | 0.00 | 0.92 | 13.59 | 2.30 | 1.47 | 3.58 | 0.00 | 0.09 | 0.00 | 0.18 | 0.00 | 0.00 | 0.09 | 0.28 | 0.00 | 0.37 | 1.01 | 0.00 |

**TIPO DE VEHICULO**

A.- AUTOMOVIL Y PICK-UP
B.- AUTOBUSES
C.- CAMION SENCILLO Y COMBINADO
M.- MOTOCICLETAS Y BICICLETAS
O.- OTROS (MAQ. AGRICOLA, DE CONST, TREN, VEH. FUGADOS DEL SITIO)

# *TIPO DE VEHICULOS INVOLUCRADOS*
## *( 2 0 0 4 )*

***T A M A U L I P A S***

| CARRETERA Y TRAMO | TIPO DE VEHICULOS INVOLUCRADOS | | | | | | | | | | | | | | | | | | | | | | | | | | | | | | | | | | | | | | | | | | | | | | | | TOTAL DE VEH. |
|---|---|---|---|---|---|---|---|---|---|---|---|---|---|---|---|---|---|---|---|---|---|---|---|---|---|---|---|---|---|---|---|---|---|---|---|---|---|---|---|---|---|---|---|---|---|---|---|---|---|
| | A | A-A | | A-B | | A-C | | A-B-C | | | B | B-B | | B-C | | C | C-C | | A-M | | A-O | | A-B-O | | | A-C-O | | | A-M-O | | | B-M | | B-O | | C-M | | C-O | | M | M-M | | M-O | | O | O-O | | |
| MATAMOROS - PLAYA LAURO VILLAR | 7 | 9 | 8 | | | 1 | 1 | | | | | | | | | | | | 1 | 1 | 1 | 1 | | | | | | | | | | | | | | | | | | | | | | | 1 | | | 31 |
| MATAMOROS - REYNOSA | 24 | 44 | 41 | 2 | 2 | 9 | 9 | | | | 2 | | | | | 2 | 2 | 2 | 1 | 1 | 6 | 5 | | | | | | | | | | | | | | | | | | | | | | | 1 | | | 153 |
| REYNOSA - NUEVO LAREDO | 38 | 37 | 37 | | | 19 | 21 | | | | 1 | | | 1 | 1 | 11 | 1 | 1 | 2 | 2 | 7 | 7 | | | | | | | | | | | | | | | | | | | | | | | | | | 186 |
| LIBRAMIENTO DE CAMARGO | | | | | | 2 | 2 | | | | | | | | | | | | | | | | | | | 1 | 1 | 1 | | | | | | | | | | | | | | | | | | | | 7 |
| PARAS - NUEVA CIUDAD GUERRERO<br>LIM. EDOS. N.L./TAMPS - NVA. CD. GUERRERO | 1 | | | | | | | | | | | | | | | | | | | | | | | | | | | | | | | | | | | | | | | | | | | | | | | 1 |
| MONTERREY - REYNOSA<br>LIM. EDOS. N.L./TAMPS - REYNOSA | 18 | 12 | 10 | 1 | 1 | 3 | 3 | 1 | 1 | 1 | | | | | | 3 | | | | | 1 | 1 | | | | | | | | | | | | | | | | | | | | | | 1 | 1 | | | | 58 |
| LIBRAMIENTO DE REYNOSA | 2 | 2 | 2 | | | | | | | | | | | | | 1 | | | | | | | | | | | | | | | | | | | | | | | | | | | | | | | | 7 |
| MONTERREY - CD. MIER<br>LIM. EDOS. N.L./TAMPS - CD. MIER | 3 | 2 | 2 | | | 1 | 1 | | | | | | | | | 2 | | | | | 1 | 1 | | | | | | | | | | | | | | | | | | | | | | | | | | 13 |
| CD. VICTORIA - SOTO LA MARINA | 2 | 2 | 2 | | | 3 | 3 | | | | | | | | | | | | | | | | | | | | | | | | | | | | | | | | | | | | | | | | | 12 |
| TAMPICO - CD. MANTE | 32 | 12 | 11 | 3 | 2 | 5 | 3 | | | | 1 | | | 1 | 2 | 12 | 3 | 3 | 1 | 1 | 4 | 4 | | | | | | | | | | | | | | | | | | | | | | | | | | 100 |
| T. EL HUIZACHE - ANTIGUO MORELOS<br>LIM. EDOS. SLP/TAMPS - ANTIGUO MORELOS | 7 | | | | | 1 | 1 | | | | | | | 1 | 1 | 1 | | | | | | | | | | | | | | | | | | | | | | | | | | | | | | | | 12 |
| PETROCEL - PUERTO INDUSTRIAL | 3 | 4 | 4 | 1 | 1 | 3 | 3 | | | | | | | | | 3 | 2 | 2 | 1 | 1 | 2 | 1 | | | | | | | | | | | | | | | | | | | | | | | | | | 31 |
| ALTAMIRA - PUERTO INDUSTRIAL | 3 | | | | | | | | | | | | | | | 2 | | | | | | | | | | | | | | | | | | | | | | | | | | | | | | | | 5 |

# *TIPO DE VEHICULOS INVOLUCRADOS*
## *( 2 0 0 4 )*

***T A M A U L I P A S***

| CARRETERA Y TRAMO | TIPO DE VEHICULOS INVOLUCRADOS | | | | | | | | | | | | | | | | | | | | | | | | | | | | | | | | | | | | | | | | | | | | | | | | TOTAL DE VEH. |
|---|---|---|---|---|---|---|---|---|---|---|---|---|---|---|---|---|---|---|---|---|---|---|---|---|---|---|---|---|---|---|---|---|---|---|---|---|---|---|---|---|---|---|---|---|---|---|---|---|---|
| | A | A-A | | A-B | | A-C | | A-B-C | | | B | B-B | | B-C | | C | C-C | | A-M | | A-O | | A-B-O | | | A-C-O | | | A-M-O | | | B-M | | B-O | | C-M | | C-O | | M | M-M | | M-O | | O | O-O | | |
| GONZALEZ - LLERA DE CANALES | 9 | 6 | 6 | | | 8 | 7 | | | | | | | 1 | 1 | 27 | 2 | 2 | | | | | | | | | | | | | | | | | | | 1 | 1 | 1 | | | | | 1 | | | 73 |
| SAN JOSE LAS RUSIAS - TEPEHUAJE | 1 | | | | | | | | | | | | | | | | | | | | | | | | | | | | | | | | | | | | | | | | | | | | | | | 1 |
| IGNACIO ZARAGOZA - CD. VICTORIA | 13 | 1 | 1 | 2 | 1 | 9 | 8 | | | | | | | | | 12 | 2 | 1 | | | 1 | 1 | | | | | | | | | | | | | | | | | | | | | | | | | | 52 |
| CD. VICTORIA - MONTERREY<br>CD. VICTORIA - LIM. EDOS. TAMPS/N.L. | 18 | 17 | 17 | 1 | 1 | 9 | 9 | | | | | | | 1 | 2 | 11 | 1 | 1 | 2 | 2 | 2 | 2 | | | | | | | | | | | | | | | | | | | | 1 | 1 | 3 | | | 101 |
| CD. VALLES - CD. VICTORIA<br>LIM. EDOS. SLP/TAMPS - CD. VICTORIA | 29 | 29 | 28 | 3 | 3 | 9 | 8 | | | | 2 | | | 1 | 1 | 7 | 2 | 2 | 6 | 6 | 1 | 1 | | | | | | | | | | 1 | 2 | | | | | | | | | 1 | 1 | | | | 143 |
| MONTERREY - NUEVO LAREDO<br>LIM. EDOS. N.L./TAMPS - NUEVO LAREDO | 16 | 1 | 1 | | | 2 | 2 | | | | | | | 2 | 4 | 14 | 2 | 2 | | | 1 | 1 | | | | | | | | | | | | | | | | | | | | | | | | | | 48 |
| LIBRAMIENTO DE NUEVO LAREDO I I | 4 | | | | | 1 | 1 | | | | | | | | | | 2 | 2 | | | | | | | | | | | | | | | | | | | | | | | | | | | | | | 10 |
| URRACAS - T.C.(MATAMOROS - REYNOSA) | 25 | 12 | 12 | 2 | 2 | 12 | 11 | | | | | | | | | 4 | | | | | 3 | 3 | | | | | | | | | | | | | | | | | 1 | | | | | 1 | | | 88 |
| CD. VICTORIA - MATAMOROS | 59 | 44 | 42 | 8 | 8 | 26 | 23 | | | | 1 | | | 2 | 2 | 11 | 4 | 4 | 2 | 2 | 4 | 3 | | | | | | | | | | | | | | | | | 1 | | | 1 | 1 | 3 | | | 251 |
| LIBRAMIENTO ORIENTE DE SAN FERNANDO | 7 | 1 | 1 | | | 3 | 2 | | | | | | | | | 3 | | | | | 1 | 1 | | | | | | | | | | | | | | | | | | | | | | | | | | 19 |
| LIBRAMIENTO DE FRANCISCO VILLA | | | | | | 1 | 1 | | | | | | | | | 1 | | | | | | | | | | | | | | | | | | | | | | | | | | | | | | | | 3 |
| LIBRAMIENTO DE SAN GERMAN | | | | | | | | | | | | | | | | 1 | | | | | | | | | | | | | | | | | | | | | | | | | | | | | | | | 1 |
| ENT. TULA - CD. VICTORIA<br>LIM. EDOS. SLP/TAMPS - CD. VICTORIA | 31 | 6 | 6 | 3 | 3 | 11 | 9 | | | | 1 | | | | | 12 | 1 | 1 | | | 2 | 3 | | | | | | | | | | | | | | | | | | | | | | | | | | 89 |

# *TIPO DE VEHICULOS INVOLUCRADOS*
## *( 2 0 0 4 )*

***T A M A U L I P A S***

| CARRETERA Y TRAMO | TIPO DE VEHICULOS INVOLUCRADOS | | | | | | | | | | | | | | | | | | | | | | | | | | | | | | | | | | | | | | | | | | | | | | | TOTAL DE VEH. |
|---|---|---|---|---|---|---|---|---|---|---|---|---|---|---|---|---|---|---|---|---|---|---|---|---|---|---|---|---|---|---|---|---|---|---|---|---|---|---|---|---|---|---|---|---|---|---|---|---|
| | A | A-A | | A-B | | A-C | | A-B-C | | | B | B-B | | B-C | | C | C-C | | A-M | | A-O | | A-B-O | | | A-C-O | | | A-M-O | | | B-M | | B-O | | C-M | | C-O | | M | M-M | | M-O | | O | O-O | | |
| SANTANDER JIMENEZ - ABASOLO | | | | | | | | | | | | | | | | | | | | | | | | | | | | | | | | | | | | | | | | | | | | | | | | |
| EST. MANUEL - LA COMA | 23 | 21 | 18 | | | 9 | 7 | | | | 1 | | | | | 3 | 2 | 2 | | | 2 | 2 | | | | | | | | | | 1 | 1 | | | | | | | | | | | | 1 | | | 93 |
| AUT. MATAMOROS - REYNOSA ( D ) | 27 | | | | | 3 | 2 | | | | | | | | | 3 | | | | | | | | | | | | | | | | | | | | | | | | | | | | | | | | 35 |
| LIBRAMIENTO PONIENTE DE TAMPICO ( D ) | 2 | 6 | 6 | 1 | 1 | 5 | 5 | | | | 1 | | | | | 2 | | | | | 5 | 3 | | | | | | | | | | | | | | | | | | | | | | | | | | 37 |

*TOTAL DE TIPO DE VEHICULOS INVOLUCRADOS*

| | | | | | | | | | | | | | | | | | | | | | | | | | | | | | | | | | | | | | | | | | | | | | | | | |
|---|---|---|---|---|---|---|---|---|---|---|---|---|---|---|---|---|---|---|---|---|---|---|---|---|---|---|---|---|---|---|---|---|---|---|---|---|---|---|---|---|---|---|---|---|---|---|---|---|
| TOTALES | 404 | 268 | 255 | 27 | 25 | 155 | 142 | 1 | 1 | 1 | 10 | | | 10 | 14 | 148 | 26 | 25 | 16 | 16 | 44 | 40 | | | | 1 | 1 | 1 | | | | 2 | 3 | | | | | 1 | 1 | 3 | | | 4 | 4 | 11 | | | 1 660 |
| | 404 | 523 | | 52 | | 297 | | 3 | | | 10 | | | 24 | | 148 | 51 | | 32 | | 84 | | | | | 3 | | | | | | 5 | | | | | | 2 | | 3 | | | 8 | | 11 | | | 1 660 |

| TIPO DE VEHICULO | TOTAL DE VEHICULOS | PORCENTAJE % |
|---|---|---|
| **A** | 1171 | 71% |
| **B** | 48 | 3% |
| **C** | 358 | 22% |
| **M** | 26 | 2% |
| **O** | 57 | 3% |
| **T** | 1660 | 100% |

**TIPO DE VEHICULO**
A.- AUTOMOVIL Y PICK-UP
B.- AUTOBUSES
C.- CAMION SENCILLO Y COMBINADO
M.- MOTOCICLETAS Y BICICLETAS
O.- OTROS (MAQ. AGRICOLA, DE CONST, TREN, VEH. FUGADOS DEL SITIO)

## *RESUMEN DE ACCIDENTES DE TRANSITO 2 0 0 4*

## *RED DE CARRETERA FEDERAL LIBRE Y DE CUOTA*

***T A M A U L I P A S***

| CLASIFICACION | LONGITUD ( km ) | ACCIDENTES | HERIDOS | MUERTOS | DAÑOS MATERIALES (MILLONES $) | VEH/km (MILLONES ) | INDICE DE ACCIDENTES ( A ) |
|---|---|---|---|---|---|---|---|
| **LIBRE** | 2,138.000 | 1,037 | 1,040 | 197 | 43.167 | 3,434.795 | 0.302 |
| **CUOTA** | 58.700 | 52 | 48 | 5 | 1.773 | 85.336 | 0.609 |
| **RESUMEN DEL ESTADO** | 2,196.700 | 1,089 | 1,088 | 202 | 44.940 | 3,520.131 | 0.309 |

NOTA:

(A) INDICE DE ACCIDENTES POR MILLON DE VEHICULOS - KILOMETRO