# E S T A D I S T I C A

# A C C I D E N T E S  D E  T R A N S I T O

# ( 2 0 0 5 )

## T A B A S C O

# *INFORMACION GENERAL*

## *TABASCO*

- ***SUPERFICIE*** — ***24,455*** ***km$^2$.***
- ***POBLACIÓN (2005)*** — ***1,989,969*** ***HABITANTES***
  - ***977,785*** ***HOMBRES***
  - ***1,012,184*** ***MUJERES***
- ***DENSIDAD DE POBLACIÓN (2005)*** — ***81.373*** ***HAB./km$^2$.***
- ***VEHÍCULOS REGISTRADOS (2005)*** — ***202,214*** ***VEHICULOS***
- ***HABITANTES POR VEHÍCULO (2005)*** — ***9.841*** ***HAB./VEH.***
- ***INDICE DE MOTORIZACIÓN (2005)*** — ***0.102*** ***VEH./HAB.***

- ***LONGITUD Y TIPO DE SUPERFICIE DE LA RED CARRETERA ( km. )***

| CONCEPTO | PAVIMENTADA | | | REVESTIDA | TERRACERIA | TOTAL |
|---|---|---|---|---|---|---|
| | DOS CARRILES | CUATRO CARRILES | MAS DE CUATRO CARRILES | | | |
| Federal libre | 534.16 | 75.39 | - | - | - | 609.55 |
| Federal cuota | - | 54.11 | - | - | - | 54.11 |
| Estatal libre | 2,669.30 | 9.20 | - | - | - | 2,678.50 |
| Estatal cuota | - | - | - | - | - | - |
| Rural | 725.70 | - | - | 4,037.10 | 550.00 | 5,312.80 |
| Brechas | - | - | - | - | - | - |
| | | | | | | 8,654.96 |

- ***UTILIZACION DE LAS CARRETERAS***

| RANGOS DE VOLUMEN EN TDPA | FEDERAL LIBRE AFORADA | | ESTATAL LIBRE AFORADA | | FEDERAL Y/O ESTATAL CUOTA AFORADA | |
|---|---|---|---|---|---|---|
| | LONGITUD | PORCENTAJE | LONGITUD | PORCENTAJE | LONGITUD | PORCENTAJE |
| 1 - 2,000 | 60.26 | 10.44 | 732.05 | 66.79 | - | - |
| 2,001 - 5,000 | 153.63 | 26.61 | 243.75 | 22.24 | - | - |
| 5,001 - 10,000 | 254.25 | 44.03 | 113.70 | 10.37 | 53.30 | 100.00 |
| 10,001 - MAS | 109.29 | 18.93 | 6.50 | 0.59 | - | - |
| TOTAL | 577.43 | 100.00 | 1,096.00 | 100.00 | 53.30 | 100.00 |

NOTA:

TDPA.- TRANSITO DIARIO PROMEDIO ANUAL

*INDICE DE ACCIDENTES*
*POR MILLON DE VEHICULOS-KILOMETRO*

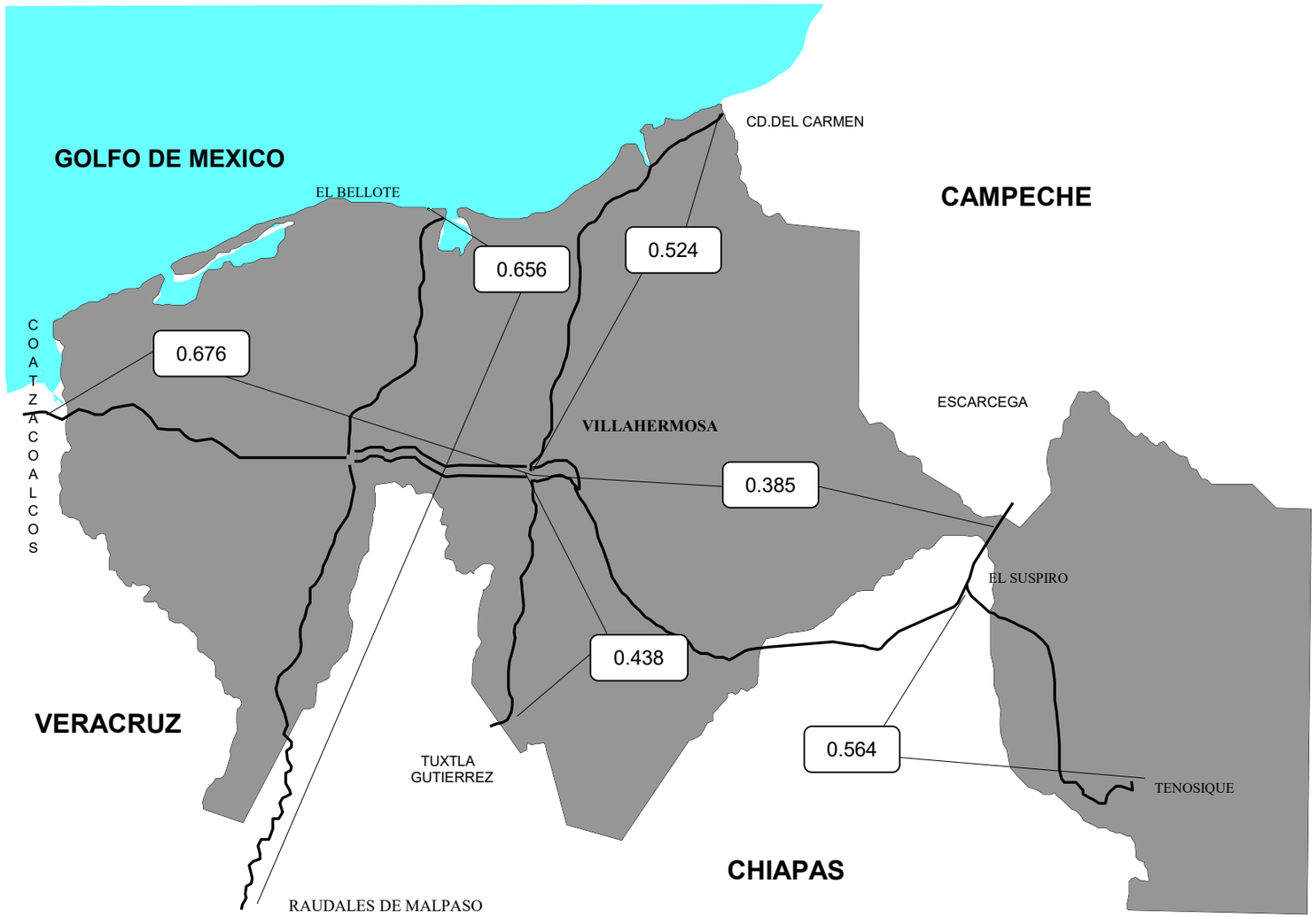


***INDICE DE ACCIDENTES***
***EN EL ESTADO***

$$\overline{I}_{V-km}^{A} = 0.570$$

***ESTADO DE***
***TABASCO***

# *ACCIDENTES DE TRANSITO*

## *( 2 0 0 5 )*

***T A B A S C O***

| CARRETERA Y TRAMO | LONGITUD | VEH-km MILLONES | # DE ACCIDENTES | | | | SALDOS | | | INDICES POR $10^6$ DE VEH-KM | | INDICES POR $10^5$ DE VEH-KM | | |
|---|---|---|---|---|---|---|---|---|---|---|---|---|---|---|
| | | | TOTAL | CON MUERTOS | SOLO CON HERIDOS | EQUIVALENTES (1) | MUERTOS | HERIDOS | DAÑOS MATERIALES (MILLONES $) | ACCIDENTES | PELIGROSIDAD | ACCIDENTES MORTALES | MUERTOS | HERIDOS |
| COATZACOALCOS - VILLAHERMOSA<br>LIM. DE EDOS.VER/TAB - VILLAHERMOSA | 124.4 | 572.751 | 387 | 38 | 109 | 1,087 | 45 | 215 | 20.015 | 0.676 | 1.898 | 0.007 | 0.008 | 0.038 |
| VILLAHERMOSA - CD.DEL CARMEN<br>VILLAHERMOSA - LIM. DE EDOS. TAB/CAMP | 93.7 | 171.687 | 90 | 11 | 30 | 400 | 17 | 104 | 3.880 | 0.524 | 2.330 | 0.006 | 0.010 | 0.061 |
| VILLAHERMOSA - FCO. ESCARCEGA<br>VILLAHERMOSA - LIM. DE EDOS. TAB/CAMP | 156.4 | 293.822 | 113 | 9 | 40 | 385 | 14 | 94 | 4.726 | 0.385 | 1.310 | 0.003 | 0.005 | 0.032 |
| MALPASO - EL BELLOTE<br>RAUDALES DE MALPASO - EL BELLOTE | 185.47 | 269.771 | 177 | 12 | 39 | 471 | 17 | 96 | 6.032 | 0.656 | 1.746 | 0.004 | 0.006 | 0.036 |
| VILLAHERMOSA - TUXTLA GUTIERREZ<br>VILLAHERMOSA - LIM. DE EDOS. TAB/CHIS | 61.42 | 159.686 | 70 | 11 | 30 | 290 | 14 | 68 | 2.884 | 0.438 | 1.816 | 0.007 | 0.009 | 0.043 |
| EL SUSPIRO - TENOSIQUE<br>E.C.(VILLAHERMOSA-FCO. ESCARCEGA) - TENOSIQUE | 75.30 | 46.119 | 26 | 2 | 10 | 108 | 3 | 32 | 0.804 | 0.564 | 2.342 | 0.004 | 0.007 | 0.069 |

*TOTAL DE ACCIDENTES DE TRANSITO*

| | | | | | | | | | | | | | | |
|---|---|---|---|---|---|---|---|---|---|---|---|---|---|---|
| **T A B A S C O** | 696.690 | 1,513.835 | 863 | 83 | 258 | 2,741 | 110 | 609 | 38.341 | 0.570 | 1.811 | 0.005 | 0.007 | 0.040 |

NOTA:

( 1 ) ACCIDENTES EQUIVALENTES
UN MUERTO = 6 ACCIDENTES
UN HERIDO = 2 ACCIDENTES

## *ACCIDENTES Y SALDOS POR MES*
## *( 2 0 0 5 )*

***T A B A S C O***

| CARRETERA Y TRAMO | SALDOS | ENERO | FEBRERO | MARZO | ABRIL | MAYO | JUNIO | JULIO | AGOSTO | SEPTIEMBRE | OCTUBRE | NOVIEMBRE | DICIEMBRE |
|---|---|---|---|---|---|---|---|---|---|---|---|---|---|
| COATZACOALCOS - VILLAHERMOSA<br>LIM. DE EDOS.VER/TAB - VILLAHERMOSA | # ACCIDENTES | 23 | 27 | 34 | 25 | 39 | 28 | 33 | 35 | 26 | 36 | 34 | 47 |
| | # MUERTOS | 3 | 4 | 5 | 4 | 9 | 3 | 2 | 3 | 1 | 2 | 2 | 7 |
| | # HERIDOS | 26 | 13 | 8 | 13 | 23 | 15 | 17 | 18 | 15 | 15 | 23 | 29 |
| | DAÑOS MATERIALES (MILLONES $) | 0.7988 | 2.1908 | 1.3846 | 1.2370 | 2.0331 | 2.3185 | 2.3519 | 1.3470 | 0.9025 | 0.9912 | 2.7007 | 1.7587 |
| VILLAHERMOSA - CD.DEL CARMEN<br>VILLAHERMOSA - LIM. DE EDOS. TAB/CAMP | # ACCIDENTES | 5 | 5 | 6 | 8 | 13 | 8 | 9 | 6 | 6 | 7 | 6 | 11 |
| | # MUERTOS | | 1 | 1 | | 2 | 1 | 3 | 5 | | 2 | 1 | 1 |
| | # HERIDOS | 1 | 9 | 3 | 10 | 13 | 8 | 9 | 28 | 8 | 7 | 2 | 6 |
| | DAÑOS MATERIALES (MILLONES $) | 0.2950 | 0.2990 | 0.1265 | 0.2710 | 0.4180 | 0.2590 | 0.4033 | 0.3952 | 0.5020 | 0.2510 | 0.2310 | 0.4290 |
| VILLAHERMOSA - FCO. ESCARCEGA<br>VILLAHERMOSA - LIM. DE EDOS. TAB/CAMP | # ACCIDENTES | 9 | 9 | 8 | 8 | 7 | 10 | 8 | 10 | 13 | 7 | 11 | 13 |
| | # MUERTOS | 4 | | | 1 | | | 1 | 4 | 1 | 3 | | |
| | # HERIDOS | 5 | 3 | 7 | 4 | 3 | 3 | 14 | 11 | 11 | 6 | 13 | 14 |
| | DAÑOS MATERIALES (MILLONES $) | 0.6380 | 0.2325 | 0.3845 | 0.2480 | 0.2420 | 0.5955 | 0.3402 | 0.3460 | 0.5240 | 0.1163 | 0.6560 | 0.4032 |
| MALPASO - EL BELLOTE<br>RAUDALES DE MALPASO - EL BELLOTE | # ACCIDENTES | 14 | 11 | 15 | 13 | 17 | 15 | 15 | 17 | 17 | 17 | 14 | 12 |
| | # MUERTOS | 2 | 1 | 1 | | 1 | 3 | 3 | 2 | 1 | 1 | | 2 |
| | # HERIDOS | 13 | 5 | 9 | 5 | 12 | 9 | 9 | 7 | 10 | 6 | 5 | 6 |
| | DAÑOS MATERIALES (MILLONES $) | 0.4425 | 0.4128 | 0.4168 | 0.3680 | 0.6442 | 0.4253 | 0.4240 | 0.7205 | 0.6212 | 0.5316 | 0.5770 | 0.4480 |
| VILLAHERMOSA - TUXTLA GUTIERREZ<br>VILLAHERMOSA - LIM. DE EDOS. TAB/CHIS | # ACCIDENTES | 6 | 5 | 5 | 4 | 7 | 3 | 4 | 8 | 7 | 7 | 5 | 9 |
| | # MUERTOS | | | 1 | 1 | 1 | 2 | | 3 | 2 | 1 | | 3 |
| | # HERIDOS | 8 | 11 | 6 | 9 | 7 | 1 | 2 | 7 | 1 | 8 | 2 | 6 |
| | DAÑOS MATERIALES (MILLONES $) | 0.1880 | 0.2105 | 0.2405 | 0.1690 | 0.2370 | 0.1980 | 0.1550 | 0.3020 | 0.2660 | 0.2671 | 0.2216 | 0.4290 |

## *ACCIDENTES Y SALDOS POR MES*
## *( 2 0 0 5 )*

***T A B A S C O***

| CARRETERA Y TRAMO | SALDOS | ENERO | FEBRERO | MARZO | ABRIL | MAYO | JUNIO | JULIO | AGOSTO | SEPTIEMBRE | OCTUBRE | NOVIEMBRE | DICIEMBRE |
|---|---|---|---|---|---|---|---|---|---|---|---|---|---|
| EL SUSPIRO - TENOSIQUE E.C.(VILLAHERMOSA-FCO. ESCARCEGA) - | # ACCIDENTES | 3 | 2 | 2 | 5 | 2 | | 1 | 4 | 1 | 2 | 2 | 2 |
| | # MUERTOS | | | | 1 | | | | 2 | | | | |
| | # HERIDOS | 3 | 4 | 5 | 10 | 1 | | | 5 | | 3 | | 1 |
| | DAÑOS MATERIALES (MILLONES $) | 0.0635 | 0.1050 | 0.0720 | 0.1680 | 0.0800 | 0.0000 | 0.0200 | 0.1735 | 0.0300 | 0.0270 | 0.0300 | 0.0350 |

*TOTAL DE ACCIDENTES Y SALDOS POR MES*

| | | | | | | | | | | | | | |
|---|---|---|---|---|---|---|---|---|---|---|---|---|---|
| **T A B A S C O** | # ACCIDENTES | 60 | 59 | 70 | 63 | 85 | 64 | 70 | 80 | 70 | 76 | 72 | 94 |
| | # MUERTOS | 9 | 6 | 8 | 7 | 13 | 9 | 9 | 19 | 5 | 9 | 3 | 13 |
| | # HERIDOS | 56 | 45 | 38 | 51 | 59 | 36 | 51 | 76 | 45 | 45 | 45 | 62 |
| | DAÑOS MATERIALES (MILLONES $) | 2.4258 | 3.4506 | 2.6249 | 2.4610 | 3.6543 | 3.7963 | 3.6944 | 3.2842 | 2.8457 | 2.1842 | 4.4163 | 3.5029 |

# *ACCIDENTES POR DIA DE LA SEMANA Y CONDICIONES DE LUZ*
## *( 2 0 0 5 )*

***T A B A S C O***

| CARRETERA / TRAMO | ACCIDENTES | DIA DE LA SEMANA | | | | | | | CONDICIONES DE LUZ | | | |
|---|---|---|---|---|---|---|---|---|---|---|---|---|
| | | LUNES | MARTES | MIERCOLES | JUEVES | VIERNES | SABADO | DOMINGO | DE DIA | CREPUSCULO | DE NOCHE | ALUMBRADO PUBLICO |
| COATZACOALCOS - VILLAHERMOSA<br>LIM. DE EDOS.VER/TAB - VILLAHERMOSA | # DE ACC. | 47 | 57 | 49 | 61 | 56 | 62 | 55 | 203 | 10 | 174 | |
| | # DE ACC. MORTALES | 6 | 2 | 4 | 5 | 2 | 10 | 9 | 22 | 1 | 15 | |
| VILLAHERMOSA - CD.DEL CARMEN<br>VILLAHERMOSA - LIM. DE EDOS. TAB/CAMP | # DE ACC. | 16 | 6 | 16 | 8 | 13 | 20 | 11 | 45 | 3 | 42 | |
| | # DE ACC. MORTALES | 3 | | 2 | | 1 | 1 | 4 | 6 | | 5 | |
| VILLAHERMOSA - FCO. ESCARCEGA<br>VILLAHERMOSA - LIM. DE EDOS. TAB/CAMP | # DE ACC. | 15 | 11 | 13 | 15 | 20 | 18 | 21 | 70 | 2 | 41 | |
| | # DE ACC. MORTALES | 1 | | | 1 | 2 | 3 | 2 | 5 | | 4 | |
| MALPASO - EL BELLOTE<br>RAUDALES DE MALPASO - EL BELLOTE | # DE ACC. | 24 | 18 | 16 | 20 | 27 | 29 | 43 | 89 | 4 | 84 | |
| | # DE ACC. MORTALES | 1 | | 2 | | 2 | 2 | 5 | 6 | | 6 | |
| VILLAHERMOSA - TUXTLA GUTIERREZ<br>VILLAHERMOSA - LIM. DE EDOS. TAB/CHIS | # DE ACC. | 5 | 6 | 5 | 10 | 10 | 17 | 17 | 30 | 3 | 37 | |
| | # DE ACC. MORTALES | | 1 | 2 | 2 | 3 | | 3 | 2 | | 9 | |
| EL SUSPIRO - TENOSIQUE<br>E.C.(VILLAHERMOSA-FCO. ESCARCEGA) - TENOSIQUE | # DE ACC. | 3 | 4 | 4 | 4 | 4 | 5 | 2 | 10 | 3 | 13 | |
| | # DE ACC. MORTALES | | | 1 | | 1 | | | 1 | | 1 | |

*TOTAL DE ACCIDENTES POR DIA DE LA SEMANA Y CONDICIONES DE LUZ*

| ESTADO | ACCIDENTES | DIA DE LA SEMANA | | | | | | | CONDICIONES DE LUZ | | | |
|---|---|---|---|---|---|---|---|---|---|---|---|---|
| | | LUNES | MARTES | MIERCOLES | JUEVES | VIERNES | SABADO | DOMINGO | DE DIA | CREPUSCULO | DE NOCHE | ALUMBRADO PUBLICO |
| ***T A B A S C O*** | # DE ACC. | 110 | 102 | 103 | 118 | 130 | 151 | 149 | 447 | 25 | 391 | |
| | # DE ACC. MORTALES | 11 | 3 | 11 | 8 | 11 | 16 | 23 | 42 | 1 | 40 | |

# *ACCIDENTES EN PERIODOS FESTIVOS*

## *( 2 0 0 5 )*

***T A B A S C O***

| CARRETERA Y TRAMO | SALDOS | AÑO NUEVO | 5 DE FEBRERO | 21 DE MARZO | SEMANA SANTA | DIA DEL TRABAJO | 5 DE MAYO | DIA DE LA INDEPENDENCIA | DIA DE MUERTOS | DIA DE LA REVOLUCION | NAVIDAD |
|---|---|---|---|---|---|---|---|---|---|---|---|
| COATZACOALCOS - VILLAHERMOSA<br>LIM. DE EDOS.VER/TAB - VILLAHERMOSA | # ACCIDENTES | 2 | | | | 3 | 3 | | 1 | 1 | 1 |
| | # MUERTOS | | | | | 1 | | | | | |
| | # HERIDOS | 1 | | | | 1 | 3 | | 1 | | |
| | DAÑOS MATERIALES (MILLONES $) | 0.1200 | 0.0000 | 0.0000 | 0.0000 | 0.1950 | 0.1450 | 0.0000 | 0.0200 | 0.0200 | 0.0500 |
| VILLAHERMOSA - CD.DEL CARMEN<br>VILLAHERMOSA - LIM. DE EDOS. TAB/CAMP | # ACCIDENTES | | | 1 | | | | | | | |
| | # MUERTOS | | | | | | | | | | |
| | # HERIDOS | | | | | | | | | | |
| | DAÑOS MATERIALES (MILLONES $) | 0.0000 | 0.0000 | 0.0230 | 0.0000 | 0.0000 | 0.0000 | 0.0000 | 0.0000 | 0.0000 | 0.0000 |
| VILLAHERMOSA - FCO. ESCARCEGA<br>VILLAHERMOSA - LIM. DE EDOS. TAB/CAMP | # ACCIDENTES | | | | | | 1 | | | | |
| | # MUERTOS | | | | | | | | | | |
| | # HERIDOS | | | | | | | | | | |
| | DAÑOS MATERIALES (MILLONES $) | 0.0000 | 0.0000 | 0.0000 | 0.0000 | 0.0000 | 0.0200 | 0.0000 | 0.0000 | 0.0000 | 0.0000 |
| MALPASO - EL BELLOTE<br>RAUDALES DE MALPASO - EL BELLOTE | # ACCIDENTES | | | 1 | 1 | | | | | | 1 |
| | # MUERTOS | | | | | | | | | | |
| | # HERIDOS | | | | | | | | | | |
| | DAÑOS MATERIALES (MILLONES $) | 0.0000 | 0.0000 | 0.0100 | 0.0150 | 0.0000 | 0.0000 | 0.0000 | 0.0000 | 0.0000 | 0.0400 |

## *ACCIDENTES EN PERIODOS FESTIVOS*

## *( 2 0 0 5 )*

***T A B A S C O***

| CARRETERA Y TRAMO | SALDOS | AÑO NUEVO | 5 DE FEBRERO | 21 DE MARZO | SEMANA SANTA | DIA DEL TRABAJO | 5 DE MAYO | DIA DE LA INDEPENDENCIA | DIA DE MUERTOS | DIA DE LA REVOLUCION | NAVIDAD |
|---|---|---|---|---|---|---|---|---|---|---|---|
| VILLAHERMOSA - TUXTLA GUTIERREZ<br>VILLAHERMOSA - LIM. DE EDOS. TAB/CHIS | # ACCIDENTES | 1 | | | | 2 | | 1 | | | 1 |
| | # MUERTOS | | | | | | | | | | |
| | # HERIDOS | | | | | 1 | | | | | 1 |
| | DAÑOS MATERIALES (MILLONES $) | 0.0110 | 0.0000 | 0.0000 | 0.0000 | 0.0400 | 0.0000 | 0.1800 | 0.0000 | 0.0000 | 0.0300 |
| EL SUSPIRO - TENOSIQUE<br>E.C.(VILLAHERMOSA-FCO. ESCARCEGA) - TENOSIQUE | # ACCIDENTES | | | | | | | | | | |
| | # MUERTOS | | | | | | | | | | |
| | # HERIDOS | | | | | | | | | | |
| | DAÑOS MATERIALES (MILLONES $) | 0.0000 | 0.0000 | 0.0000 | 0.0000 | 0.0000 | 0.0000 | 0.0000 | 0.0000 | 0.0000 | 0.0000 |

*TOTAL DE ACCIDENTES EN PERIODOS FESTIVOS*

| | | | | | | | | | | | |
|---|---|---|---|---|---|---|---|---|---|---|---|
| **T A B A S C O** | # ACCIDENTES | 3 | 0 | 2 | 1 | 5 | 4 | 1 | 1 | 1 | 3 |
| | # MUERTOS | 0 | 0 | 0 | 0 | 1 | 0 | 0 | 0 | 0 | 0 |
| | # HERIDOS | 1 | 0 | 0 | 0 | 2 | 3 | 0 | 1 | 0 | 1 |
| | DAÑOS MATERIALES (MILLONES $) | 0.1310 | 0.0000 | 0.0330 | 0.0150 | 0.2350 | 0.1650 | 0.1800 | 0.0200 | 0.0200 | 0.1200 |

# ACCIDENTES POR KILOMETRO
# 2 0 0 5

## SENTIDO 1

CARRETERA : **COATZACOALCOS - VILLAHERMOSA ( MEX.180)**
TRAMO: **LIM.EDOS. VER./ TAB - ENT. LA VENTA**

**DEL KM: 41+470**
**AL KM: 50+600**
SENTIDO 1

| KILOMETRO | MUERTOS | HERIDOS | DAÑOS MATERIALES ($ x mil) | CONDUCTOR | PEA O PAS | VEHICULO | CAMINO | GANADO | A NATURAL | NUMERO Y CLASIFICACION DE ACCIDENTES |
|---|---|---|---|---|---|---|---|---|---|---|
| | | | 51.50 | 1 | | | | | | G |
| | | | 40.00 | 2 | | | | | | A A |
| 45 | | | 100.00 | 2 | | | | | | A G |
| | | | 40.00 | 1 | | | | | | G |
| 50 | 2 | | 430.00 | 1 | | | | | | H ✞ ✞ ✞ ✞ ✞ ✞ ✞ ✞ ✞ ✞ ✞ ✞ |

SALDOS — CAUSAS — KILOMETRO

5 10 15 20 25 30 35 40 45
NUMERO Y CLASIFICACION DE ACCIDENTES

## SENTIDO 2

CARRETERA : **COATZACOALCOS - VILLAHERMOSA ( MEX.180)**
TRAMO: **LIM.EDOS. VER./ TAB - ENT. LA VENTA**

**DEL KM: 41+470**
**AL KM: 50+600**
SENTIDO 2

| KILOMETRO | MUERTOS | HERIDOS | DAÑOS MATERIALES ($ x mil) | CONDUCTOR | PEA O PAS | VEHICULO | CAMINO | GANADO | A NATURAL | NUMERO Y CLASIFICACION DE ACCIDENTES |
|---|---|---|---|---|---|---|---|---|---|---|
| | | | 20.00 | 1 | | | | | | A |
| 45 | | 1 | 20.00 | 1 | | | | | | A |
| | | | 30.00 | 1 | | | | | | A |
| 50 | | | | | | | | | | |
| | | 1 | 91.00 | 2 | | | | | | A B |

SALDOS — CAUSAS — KILOMETRO

5 10 15 20 25 30 35 40 45
NUMERO Y CLASIFICACION DE ACCIDENTES

SUMA(BK195:BK229)

| CLAVE | CLASIFICACION DEL ACCIDENTE | CLAVE | CLASIFICACION DEL ACCIDENTE |
|---|---|---|---|
| A | SALIDA DEL CAMINO | | COLISION SOBRE EL CAMINO |
| | | G | OTRO VEHICULO MOTOR EN TRANSITO |
| | SIN COLISION SOBRE EL CAMINO | H | OTRO VEHICULO MOTOR POR ALCANCE |
| B | VOLCADURA | J | VEHICULO MOTOR ESTACIONADO |
| C | CAIDA DE PASAJERO | K | FERROCARRIL |
| D | INCENDIO | L | BICICLETA |
| E | OTROS | M | ANIMAL |
| | COLISION SOBRE EL CAMINO | N | OBJETO FIJO |
| F | PEATON (ATROPELLAMIENTO) | O | OTROS OBJETOS |
| ✞ | UN MUERTO = 6 ACCIDENTES | | |
| ✿ | UN HERIDO = 2 ACCIDENTES | | |

# ACCIDENTES POR KILOMETRO
# 2005

CARRETERA : **COATZACOALCOS - VILLAHERMOSA ( MEX.180)**

**TRAMO: ENT. LA VENTA - ENT. CHONTALPA**

**DEL KM: 50+600**
**AL KM: 85+000**

| KILOMETRO | MUERTOS | HERIDOS | DAÑOS MATERIALES ($ x mil) | CONDUCTOR | PEAO | PASAJERO | VEHICULO | CAMINO | GANADO | ANATURAL |
|---|---|---|---|---|---|---|---|---|---|---|
| 50 | | | 50.00 | | | 1 | | | | |
| | | | 90.00 | 1 | | 1 | | | | |
| 55 | | | 28.00 | 1 | | | | | | |
| | | 4 | 145.00 | 2 | | | | | | |
| | | | 60.00 | 1 | | | | | | |
| 60 | | 1 | 230.00 | 4 | | | | | | |
| | | 1 | 125.00 | 3 | | | | | | |
| 65 | 2 | 3 | 658.00 | 3 | | | | | | |
| | | | 230.00 | 2 | | | | | | |
| | | | 690.00 | 5 | | 1 | | 1 | | |
| | | 2 | 25.00 | 1 | | | | | | |
| | | | 40.00 | 1 | | | | | | |
| | | | 65.00 | 2 | | | | | | |
| | | | 232.00 | 4 | | | | 1 | | |
| 70 | 1 | 5 | 272.00 | 6 | | | | | | |
| | | | 85.00 | 2 | | | | | | |
| | | 3 | 165.00 | 4 | | | | | | |
| | | 1 | 95.00 | 3 | | | | | | |
| | | | 160.00 | 2 | | | | | | |
| 75 | | 3 | 1,055.80 | 5 | | 1 | | 1 | | |
| | | 4 | 175.00 | 3 | | | | | | |
| | | | 60.00 | 2 | | | | | | |
| | 1 | | 30.00 | 2 | | | | | | |
| | | 2 | 100.00 | 1 | | | | | | |
| 80 | | 2 | 900.00 | 2 | | | | 1 | | |
| | 1 | 1 | 260.50 | 4 | | | | | | |
| | | | 82.00 | 3 | | | | | | |
| | | 2 | 40.00 | 1 | | | | | | |
| 85 | | | 15.00 | 1 | | | | | | |

SALDOS CAUSAS




CARRETERA : **COATZACOALCOS - VILLAHERMOSA ( MEX.180)**

**TRAMO: ENT. LA VENTA - ENT. CHONTALPA**

**DEL KM: 85+000**
**AL KM: 104+400**

| KILOMETRO | MUERTOS | HERIDOS | DAÑOS MATERIALES ($ x mil) | CONDUCTOR | PEAO | PASAJERO | VEHICULO | CAMINO | GANADO | ANATURAL |
|---|---|---|---|---|---|---|---|---|---|---|
| | 1 | 3 | 165.00 | 3 | | 1 | | | | |
| | | 3 | 210.00 | 2 | | 2 | | | | |
| | | 3 | 100.00 | 3 | | | 1 | | | |
| | 1 | 1 | 82.50 | 3 | | | | | | |
| | | 1 | 500.00 | 4 | | | | | | |
| | | 2 | 95.00 | 3 | | | 1 | | | |
| | 1 | | 120.00 | 2 | | | | 1 | | |
| | | 2 | 90.00 | 2 | | | | 1 | | |
| | | | 330.00 | 5 | | | | | | |
| | 2 | 1 | 440.00 | 6 | | | | | | |
| | | 1 | 328.00 | 5 | | 1 | | | | |
| | | | 78.00 | 3 | | | | 1 | | |
| | | | 15.00 | 1 | | | | | | |
| | | | 20.00 | 1 | | 1 | | | | |
| | 1 | 1 | 330.00 | 5 | | | | | | |
| | 1 | | 56.00 | 3 | | | | | | |
| | | 1 | 82.00 | 4 | | | | | | |
| | | | 157.00 | 4 | | | | | | |

SALDOS CAUSAS




| CLAVE | CLASIFICACION DEL ACCIDENTE | CLAVE | CLASIFICACION DEL ACCIDENTE |
|---|---|---|---|
| **A** | SALIDA DEL CAMINO | COLISION SOBRE EL CAMINO | |
| | | **G** | OTRO VEHICULO MOTOR EN TRANSITO |
| SIN COLISION SOBRE EL CAMINO | | **H** | OTRO VEHICULO MOTOR POR ALCANCE |
| **B** | VOLCADURA | **J** | VEHICULO MOTOR ESTACIONADO |
| **C** | CAIDA DE PASAJERO | **K** | FERROCARRIL |
| **D** | INCENDIO | **L** | BICICLETA |
| **E** | OTROS | **M** | ANIMAL |
| COLISION SOBRE EL CAMINO | | **N** | OBJETO FUO |
| **F** | PEATON (ATROPELLAMIENTO) | **O** | OTROS OBJETOS |

ACCIDENTES EQUIVALENTES A DAÑOS MATERIALES
✟ UN MUERTO = 6 ACCIDENTES
✡ UN HERIDO = 2 ACCIDENTES

# ACCIDENTES POR KILOMETRO
# 2005

CARRETERA : **COATZACOALCOS - VILLAHERMOSA ( MEX.180)** SENTIDO 1
**TRAMO: ENT. CHONTALPA - V ILLAHERMOSA**

**DEL KM: 104+400**
**AL KM: 135+000**

| KILOMETRO | SALDOS MUERTOS | SALDOS HERIDOS | DAÑOS MATERIALES ( $ x mil ) | CAUSAS CONDUCTOR | CAUSAS PEAO O PASAJERO | CAUSAS VEHICULO CAMINO | CAUSAS GANADO | CAUSAS NATURAL |
|---|---|---|---|---|---|---|---|---|
| 105 | | | 50.00 | 1 | | | | |
| 110 | 1 | 2 | 160.00 | 2 | | | | |
| | | | 70.00 | 1 | | | | |
| | 2 | 6 | 630.00 | 6 | | 2 | | |
| 115 | 1 | 2 | 50.00 | 2 | | | | |
| | 5 | 3 | 100.00 | 3 | | | | |
| | 1 | 6 | 212.00 | 6 | | | | |
| 120 | 2 | 1 | 40.00 | 1 | | | | |
| | | 1 | 20.00 | 1 | | | | |
| | | | 98.00 | 2 | | | | |
| 125 | 1 | 3 | 20.00 | 3 | 1 | | | |
| | 1 | 6 | 131.20 | 6 | | | | |
| | 7 | 8 | 82.30 | 8 | | | | |
| | 3 | 8 | 392.20 | | | | | |
| 130 | | | 55.00 | 1 | | | | |
| | | | 130.00 | 2 | | | | |
| | 1 | 1 | 20.00 | 1 | | | | |
| | 2 | 3 | 140.00 | 3 | | | | |
| | 1 | 1 | 40.00 | 2 | | | | |
| 135 | 1 | 1 | 50.00 | 1 | | | | |
| | 1 | 3 | 80.00 | 3 | | | | |
| | 1 | 4 | 115.65 | 4 | | | | |
| | | 1 | 50.00 | 1 | | | | |
| | 1 | 1 | 3.00 | 1 | | | | |

**NUMERO Y CLASIFICACION DE ACCIDENTES**

CARRETERA : **COATZACOALCOS - VILLAHERMOSA ( MEX.180)**
**TRAMO: ENT. CHONTALPA - V ILLAHERMOSA**

**DEL KM: 135+000**
**AL KM: 166+000**

| KILOMETRO | SALDOS MUERTOS | SALDOS HERIDOS | DAÑOS MATERIALES ( $ x mil ) | CAUSAS CONDUCTOR | CAUSAS PEAO O PASAJERO | CAUSAS VEHICULO CAMINO | CAUSAS GANADO | CAUSAS NATURAL |
|---|---|---|---|---|---|---|---|---|
| 140 | 1 | | 80.00 | 2 | | | | |
| | | 1 | 70.00 | 1 | | | | |
| | | 3 | 40.00 | 1 | | | | |
| 145 | | 2 | 1.00 | 1 | | | | |
| | | | 70.00 | | | 1 | | |
| 150 | 1 | | 153.00 | 1 | | | | |
| | 2 | 5 | 33.50 | 3 | | | | |
| | | | 20.00 | 1 | | | | |
| 155 | | | 15.00 | 1 | | | | |
| | | | 65.00 | 2 | | | | |
| | 1 | 1 | 52.50 | 4 | | | | |
| | | | 40.00 | 1 | | | | |
| 160 | | 3 | 88.00 | 4 | | | | |
| | | 1 | 2 | 133.10 | 3 | | | |
| | | 1 | 3 | 150.00 | 6 | | | |
| | | 1 | 4 | 120.00 | 2 | 1 | | |
| 165 | | 3 | 77.00 | 3 | | | | |
| | | | 70.00 | 1 | | | | |
| | | 1 | 50.00 | 1 | | | | |
| | | 5 | 262.50 | 7 | | | | |
| | | | 20.50 | 2 | | | | |
| | | | 23.00 | 1 | | | | |

**NUMERO Y CLASIFICACION DE ACCIDENTES**

| CLAVE | CLASIFICACION DEL ACCIDENTE | CLAVE | CLASIFICACION DEL ACCIDENTE |
|---|---|---|---|
| | | COLISION SOBRE EL CAMINO | |
| | | **G** | OTRO VEHICULO MOTOR EN TRANSITO |
| SIN COLISION SOBRE EL CAMINO | | **H** | OTRO VEHICULO MOTOR POR ALCANCE |
| **B** | VOLCADURA | **J** | VEHICULO MOTOR ESTACIONADO |
| **C** | CAIDA DE PASAJERO | **K** | FERROCARRIL |
| **D** | INCENDIO | **L** | BICICLETA |
| **E** | OTROS | **M** | ANIMAL |
| COLISION SOBRE EL CAMINO | | **N** | OBJETO FUO |
| **F** | PEATON (ATROPELLAMIENTO) | **O** | OTROS OBJETOS |

ACCIDENTES EQUIVALENTES A DAÑOS MATERIALES
✝ UN MUERTO = 6 ACCIDENTES
✡ UN HERIDO = 2 ACCIDENTES

# ACCIDENTES POR KILOMETRO
## 2 0 0 5

CARRETERA : **COATZACOALCOS - VILLAHERMOSA ( MEX.180)** SENTIDO 2
**TRAMO: VILLAHERMOSA - ENT. CHONTALPA**

**DEL KM: 104+400**
**AL KM: 135+000**

| SALDOS | MUERTOS | HERIDOS | DAÑOS MATERIALES ( $ x mil ) | CAUSAS | CONDUCTOR | PEAO PASS | VEHICULO | CAMINO | GANADO | NATURAL |
|---|---|---|---|---|---|---|---|---|---|---|
| | | | 100.00 | | 2 | | | | | |
| | | | 1,313.00 | | 4 | | | | | |
| | | 7 | 255.00 | | 5 | | | | | |
| | | 7 | 227.50 | | 7 | | | | | |
| | | 4 | 455.50 | | 8 | | | | | |
| | | | 20.20 | | 1 | | | | | |
| | 1 | | 1.00 | | 1 | | | | | |
| | 2 | | 191.00 | | 8 | | | | | |
| | 2 | | 110.00 | | 3 | | | | | |
| | 3 | | 264.00 | | 6 | | | | | |
| | 1 | 2 | 105.00 | | 3 | | | | | |
| | | | 92.00 | | 3 | | | | | |
| | | | 50.00 | | 1 | | | | | |
| | 1 | 6 | 321.00 | | 4 | | | | | |
| | | 3 | 95.00 | | 3 | | | | | |
| | | | 60.00 | | 1 | | | | | |
| | | 3 | 72.00 | | 2 | | 1 | | | |




**NUMERO Y CLASIFICACION DE ACCIDENTES**

CARRETERA : **COATZACOALCOS - VILLAHERMOSA ( MEX.180)**
**TRAMO: VILLAHERMOSA - ENT. CHONTALPA**

**DEL KM: 135+000**
**AL KM: 166+000**

| SALDOS | MUERTOS | HERIDOS | DAÑOS MATERIALES ( $ x mil ) | CAUSAS | CONDUCTOR | PEAO PASS | VEHICULO | CAMINO | GANADO | NATURAL |
|---|---|---|---|---|---|---|---|---|---|---|
| | 1 | | 30.00 | | | 1 | | | | |
| | | 3 | 20.00 | | 1 | | | | | |
| | | 1 | 25.00 | | 1 | | | | | |
| | | | 45.00 | | 1 | | | | | |
| | 3 | 6 | 90.00 | | 2 | | | | | |
| | 1 | | 25.00 | | 1 | | | | | |
| | 1 | 2 | 20.00 | | | | 1 | | | |
| | 2 | 2 | 208.00 | | 4 | | | | | |
| | | | 70.00 | | 1 | | | | | |
| | | 1 | 30.00 | | 1 | | | | | |
| | | | 5.00 | | 1 | | | | | |
| | 1 | 3 | 145.00 | | 3 | | 1 | | | |
| | 3 | 6 | 33.00 | | 2 | | | | | |
| | | 5 | 137.50 | | 4 | | | | | |
| | 3 | 1 | 40.00 | | 2 | | | | | |
| | 1 | 4 | 65.00 | | 2 | | | | | |
| | | 1 | 105.00 | | 2 | | | | | |
| | 1 | | | | 2 | | | | | |
| | | | 30.00 | | 2 | | | | | |
| | | 2 | 139.00 | | 4 | | | | | |
| | | 7 | 262.00 | | 4 | | | | | |
| | | | 20.30 | | 2 | | | | | |
| | | 6 | 180.00 | | 4 | | 1 | | | |




**NUMERO Y CLASIFICACION DE ACCIDENTES**

| CLAVE | CLASIFICACION DEL ACCIDENTE |
|---|---|
| **A** | SALIDA DEL CAMINO |
| SIN COLISION SOBRE EL CAMINO | |
| **B** | VOLCADURA |
| **C** | CAIDA DE PASAJERO |
| **D** | INCENDIO |
| **E** | OTROS |
| COLISION SOBRE EL CAMINO | |
| **F** | PEATON (ATROPELLAMIENTO) |
| ACCIDENTES EQUIVALENTES A DAÑOS MATERIALES | |
| ✝ | UN MUERTO = 6 ACCIDENTES |
| ✡ | UN HERIDO = 2 ACCIDENTES |

| CLAVE | CLASIFICACION DEL ACCIDENTE |
|---|---|
| COLISION SOBRE EL CAMINO | |
| **G** | OTRO VEHICULO MOTOR EN TRANSITO |
| **H** | OTRO VEHICULO MOTOR POR ALCANCE |
| **J** | VEHICULO MOTOR ESTACIONADO |
| **K** | FERROCARRIL |
| **L** | BICICLETA |
| **M** | ANIMAL |
| **N** | OBJETO FIJO |
| **O** | OTROS OBJETOS |

# ACCIDENTES POR KILOMETRO
## 2 0 0 5

CARRETERA : **VILLAHERMOSA - CD. DEL CARMEN ( MEX.180 )**

TRAMO: **VILLAHERMOSA - LIM. EDOS. / TAB. / CAMP.**

**DEL KM: 0+000 AL KM: 35+000**

| KILOMETRO | MUERTOS | HERIDOS | DAÑOS MATERIALES ( $ x mil ) | CAUSAS: CONDUCTOR | CLASIFICACION DE ACCIDENTES |
|---|---|---|---|---|---|
| 5 | | | | | |
| | | 3 | 197.00 | 7 | G G G G G G H |
| | | | 91.00 | 3 | A G H |
| | | | 25.00 | 1 | G |
| | 1 | 10 | 188.30 | 6 | A G G H H J |
| 10 | | 9 | 152.00 | 7 | A G G G G G H |
| | 2 | 8 | 253.00 | 5 | A A G G G |
| | | 1 | 15.00 | 1 | F |
| | | 3 | 10.00 | 1 | B |
| | | 1 | 106.00 | 3 | G G G |
| 15 | | | | | |
| | | 6 | 87.20 | 3 | G G H |
| | | 2 | 50.00 | 1 | H |
| | | 2 | 73.00 | 3 | G H H |
| | 1 | 1 | 77.00 | 2 | H J |
| 20 | 1 | | 108.00 | 3 | A A G |
| | | | 6.00 | 1 | G |
| | 1 | 1 | 190.00 | 3 | A A E |
| | | 1 | 200.00 | 2 | A G |
| | | | 50.00 | 1 | A |
| 25 | 1 | | 48.00 | 2 | E G |
| | | | 4.00 | 1 | A |
| 30 | | | 90.00 | 2 | H N |
| | | | 15.00 | 1 | A |
| | | | 80.00 | 1 | A |
| | | 1 | 42.00 | 1 | H |
| 35 | | 1 | 60.00 | 1 | G |

**DEL KM: 36+000 AL KM: 70+000**

| KILOMETRO | MUERTOS | HERIDOS | DAÑOS MATERIALES ( $ x mil ) | CAUSAS: CONDUCTOR | CLASIFICACION DE ACCIDENTES |
|---|---|---|---|---|---|
| 40 | | | | | |
| | | | 30.00 | 1 | D |
| | 5 | 24 | 390.00 | 2 | A G 28 8 |
| | | | 30.00 | 1 | A |
| 45 | | | | | |
| 50 | | | | | |
| | | 2 | 10.50 | 1 | G |
| | | 1 | 25.00 | 1 | N |
| 55 | | | | | |
| | | 7 | 120.00 | 1 | G |
| | 1 | 4 | 51.00 | 2 | G L |
| | | 1 | 21.00 | 1 | G |
| 60 | | | | | |
| | | | 110.00 | 1 | A |
| 65 | | | | | |
| | | 2 | 32.00 | 1 | G |
| 70 | | | | | |

Columnas: MUERTOS, HERIDOS, DAÑOS MATERIALES ( $ x mil ) (SALDOS); CONDUCTOR, PEATON O PASAJERO, VEHICULO, CAMINO, GANADO, AGENTE NATURAL (CAUSAS)

5 10 15 20 25 30 35 40 45

NUMERO Y CLASIFICACION DE ACCIDENTES

| CLAVE | CLASIFICACION DEL ACCIDENTE | CLAVE | CLASIFICACION DEL ACCIDENTE |
|---|---|---|---|
| A | SALIDA DEL CAMINO | | COLISION SOBRE EL CAMINO |
| | | G | OTRO VEHICULO MOTOR EN TRANSITO |
| SIN COLISION SOBRE EL CAMINO | | H | OTRO VEHICULO MOTOR POR ALCANCE |
| B | VOLCADURA | J | VEHICULO MOTOR ESTACIONADO |
| C | CAIDA DE PASAJERO | K | FERROCARRIL |
| D | INCENDIO | L | BICICLETA |
| E | OTROS | M | ANIMAL |
| COLISION SOBRE EL CAMINO | | N | OBJETO FIJO |
| F | PEATON (ATROPELLAMIENTO) | O | OTROS OBJETOS |

ACCIDENTES EQUIVALENTES A DAÑOS MATERIALES

✞ UN MUERTO = 6 ACCIDENTES

✡ UN HERIDO = 2 ACCIDENTES

# ACCIDENTES POR KILOMETRO
## 2 0 0 5

CARRETERA : **VILLAHERMOSA - CD. CARMEN ( MEX.180 )**
TRAMO: **VILLAHERMOSA - LIM. EDOS. TAB. / CAMP.**

**DEL KM: 71+000**
**AL KM: 99+750**

| KILOMETRO | MUERTOS | HERIDOS | DAÑOS MATERIALES ( $ x mil ) | CONDUCTOR | PEA O PAS | VEHICULO | CAMINO | GANADO | A NATURAL | CLASIFICACION |
|---|---|---|---|---|---|---|---|---|---|---|
| | | | 16.00 | 1 | | | | | | G |
| | | | 38.00 | 1 | | | | | | G |
| 75 | | | 60.00 | | 1 | | | | | G |
| | | 2 | 30.00 | 1 | | | | | | G |
| | | | 64.00 | 2 | | | | | | G G |
| 80 | | | 20.00 | 1 | | | | | | A |
| 85 | | | 45.00 | 1 | | | | | | A |
| | | | 30.00 | 1 | | | | | | H |
| 90 | | | 120.00 | 1 | | | | | | A |
| | 2 | | 60.00 | 1 | | | | | | J |
| 95 | 1 | 9 | 220.00 | 2 | | | | | | A G |
| | 1 | 1 | 40.00 | 1 | | | | | | A |
| | | | 80.00 | 1 | | | | | | A |
| 100 | | 1 | 20.00 | 1 | | | | | | F |
| 105 | | | | | | | | | | |

SALDOS — CAUSAS — KILOMETRO

5 10 15 20 25 30 35 40 45

NUMERO Y CLASIFICACION DE ACCIDENTES

SALDOS — CAUSAS — KILOMETRO (40, 45, 50, 55, 60, 65, 70)

5 10 15 20 25 30 35 40 45

NUMERO Y CLASIFICACION DE ACCIDENTES

| CLAVE | CLASIFICACION DEL ACCIDENTE | CLAVE | CLASIFICACION DEL ACCIDENTE |
|---|---|---|---|
| A | SALIDA DEL CAMINO | | COLISION SOBRE EL CAMINO |
| | | G | OTRO VEHICULO MOTOR EN TRANSITO |
| | SIN COLISION SOBRE EL CAMINO | H | OTRO VEHICULO MOTOR POR ALCANCE |
| B | VOLCADURA | J | VEHICULO MOTOR ESTACIONADO |
| C | CAIDA DE PASAJERO | K | FERROCARRIL |
| D | INCENDIO | L | BICICLETA |
| E | OTROS | M | ANIMAL |
| | COLISION SOBRE EL CAMINO | N | OBJETO FIJO |
| F | PEATON (ATROPELLAMIENTO) | O | OTROS OBJETOS |

ACCIDENTES EQUIVALENTES A DAÑOS MATERIALES
- UN MUERTO = 6 ACCIDENTES
- UN HERIDO = 2 ACCIDENTES

# *ACCIDENTES POR KILOMETRO*

## *2 0 0 5*

CARRETERA : **VILLAHERMOSA - FCO. ESCARCEGA( MEX.186 )**

**TRAMO: VILLAHERMOSA - CASETA DE COBRO**

**SENTIDO 1**

**DEL KM: 02+140**

**AL KM: 17+500**

| KILOMETRO | MUERTOS | HERIDOS | DAÑOS MATERIALES ( $ x mil ) | CONDUCTOR | PEATON O PASAJERO | VEHICULO | CAMINO | GANADO | NATURAL | NUMERO Y CLASIFICACION DE ACCIDENTES |
|---|---|---|---|---|---|---|---|---|---|---|
| 0–5 | | | 25.00 | 1 | | | | | | A |
| | | | 5.00 | 1 | | | | | | B |
| | | | 20.00 | 1 | | | | | | A |
| 5–10 | | 2 | 40.00 | 1 | | | | | | A ✡ ✡ ✡ ✡ |
| | | 1 | 100.00 | 2 | | | | | | F N ✡ ✡ |
| | | 1 | 32.00 | 2 | | | | | | H N ✡ ✡ |
| 10–15 | | | | | | | | | | |
| 15–20 | | 2 | 35.00 | 1 | | | | | | G ✡ ✡ ✡ ✡ |
| | | | 20.00 | | | 1 | | | | N |
| 20–25 | | | | | | | | | | |
| 25–30 | | | | | | | | | | |
| 30–35 | | | | | | | | | | |

NUMERO Y CLASIFICACION DE ACCIDENTES: 5, 10, 15, 20, 25, 30, 35, 40, 45

**SENTIDO 2**

**TRAMO: CASETA DE COBRO - VILLAHERMOSA.**

**DEL KM: 02+140**

**AL KM: 17+500**

| KILOMETRO | MUERTOS | HERIDOS | DAÑOS MATERIALES ( $ x mil ) | CONDUCTOR | PEATON O PASAJERO | VEHICULO | CAMINO | GANADO | NATURAL | NUMERO Y CLASIFICACION DE ACCIDENTES |
|---|---|---|---|---|---|---|---|---|---|---|
| 0–5 | | 14 | 139.60 | 4 | | | | | | G G G G ✡ ✡ ✡ ✡ ✡ ✡ ✡ ✡ ✡ ✡ ✡ ✡ ✡ ✡ ✡ ✡ ✡ ✡ ✡ ✡ ✡ ✡ ✡ ✡ ✡ ✡ ✡ ✡ |
| 5–10 | | 3 | 50.00 | 1 | | | | | | A ✡ ✡ ✡ ✡ ✡ ✡ |
| | | | 133.00 | 1 | | | | | | G |
| 10–15 | | | 33.00 | 1 | | | | | | H |
| 15–20 | | | | | | | | | | |
| 20–25 | | | | | | | | | | |
| 25–30 | | | | | | | | | | |
| 30–35 | | | | | | | | | | |

NUMERO Y CLASIFICACION DE ACCIDENTES: 5, 10, 15, 20, 25, 30, 35, 40, 45

| CLAVE | CLASIFICACION DEL ACCIDENTE | CLAVE | CLASIFICACION DEL ACCIDENTE |
|---|---|---|---|
| **A** | SALIDA DEL CAMINO | COLISION SOBRE EL CAMINO | |
| | | **G** | OTRO VEHICULO MOTOR EN TRANSITO |
| SIN COLISION SOBRE EL CAMINO | | **H** | OTRO VEHICULO MOTOR POR ALCANCE |
| **B** | VOLCADURA | **J** | VEHICULO MOTOR ESTACIONADO |
| **C** | CAIDA DE PASAJERO | **K** | FERROCARRIL |
| **D** | INCENDIO | **L** | BICICLETA |
| **E** | OTROS | **M** | ANIMAL |
| COLISION SOBRE EL CAMINO | | **N** | OBJETO FIJO |
| **F** | PEATON (ATROPELLAMIENTO) | **O** | OTROS OBJETOS |

ACCIDENTES EQUIVALENTES A DAÑOS MATERIALES

| | |
|---|---|
| ✞ | UN MUERTO = 6 ACCIDENTES |
| ✡ | UN HERIDO = 2 ACCIDENTES |

# ACCIDENTES POR KILOMETRO
## 2 0 0 5

CARRETERA : **VILLAHERMOSA - FCO. ESCARCEGA( MEX.186 )**
TRAMO: **CASETA DE COBRO - LIM.EDOS TAB. CAMP.**

**DEL KM: 17+500**
**AL KM: 50+000**

| KILOMETRO | MUERTOS | HERIDOS | DAÑOS MATERIALES ( $ x mil ) | CONDUCTOR | PEATON O PASAJERO | VEHICULO | CAMINO | GANADO | NATURAL |
|---|---|---|---|---|---|---|---|---|---|
| | | | 15.00 | 1 | | | | | |
| | | 3 | 105.00 | 2 | | | | | |
| 20 | | | 455.00 | 3 | | | | | |
| | | 3 | 120.00 | 3 | | | | | |
| | 1 | 5 | 75.00 | 1 | | | | | |
| | | | 2.00 | 1 | | | | | |
| 25 | | | 50.00 | 1 | | | | | |
| 30 | | | 50.00 | | | 1 | | | |
| | | 1 | 60.00 | 2 | | | | | |
| | | 5 | 60.30 | 2 | | | | | |
| 35 | | 4 | 70.00 | 1 | | | | | |
| | | 4 | 65.20 | 1 | | | | | |
| 40 | | | 33.00 | 1 | | | | | |
| | 1 | 3 | 68.50 | 2 | 1 | | | | |
| | 4 | | 150.00 | 2 | | | | | |
| 45 | | | 95.00 | 2 | | | | | |
| | | | 20.10 | 1 | | | | | |
| | | 4 | 88.00 | 2 | | | | | |
| | | | 55.00 | 3 | | | | | |
| 50 | | | 270.00 | | | 1 | | | |

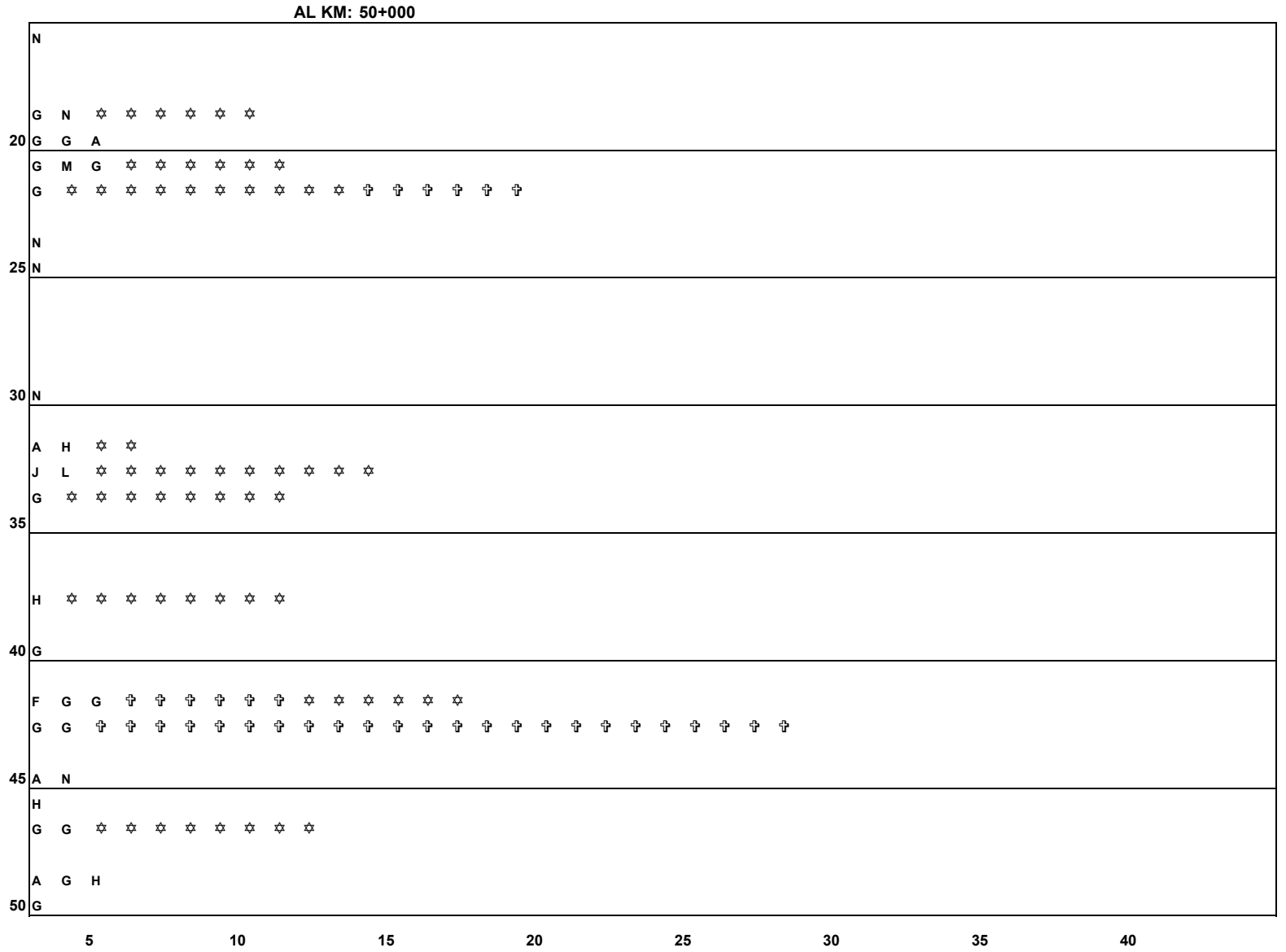


**DEL KM: 51+000**
**AL KM: 85+000**

| KILOMETRO | MUERTOS | HERIDOS | DAÑOS MATERIALES ( $ x mil ) | CONDUCTOR | PEATON O PASAJERO | VEHICULO | CAMINO | GANADO | NATURAL |
|---|---|---|---|---|---|---|---|---|---|
| | 1 | | 19.00 | 1 | | | | | |
| | | | 30.00 | 1 | | | | | |
| | | | 115.00 | 2 | | | | | |
| 55 | | | 30.00 | | | 1 | | | |
| | | 5 | 11.00 | 1 | | | | | |
| | 1 | | | 1 | | | | | |
| 60 | | | 30.00 | 1 | | | | | |
| | | 3 | 178.25 | 2 | | | | | |
| | | | 72.00 | 1 | | | | 1 | |
| | 2 | 2 | 55.00 | 1 | | | | | |
| 65 | | | | | | | | | |
| 70 | | | | | | | | | |
| 75 | | | | | | | | | |
| | | 1 | 160.00 | 2 | | | | | |
| 80 | | | | | | | | | |
| | | 3 | 20.00 | 1 | | | | | |
| 85 | | | | | | | | | |

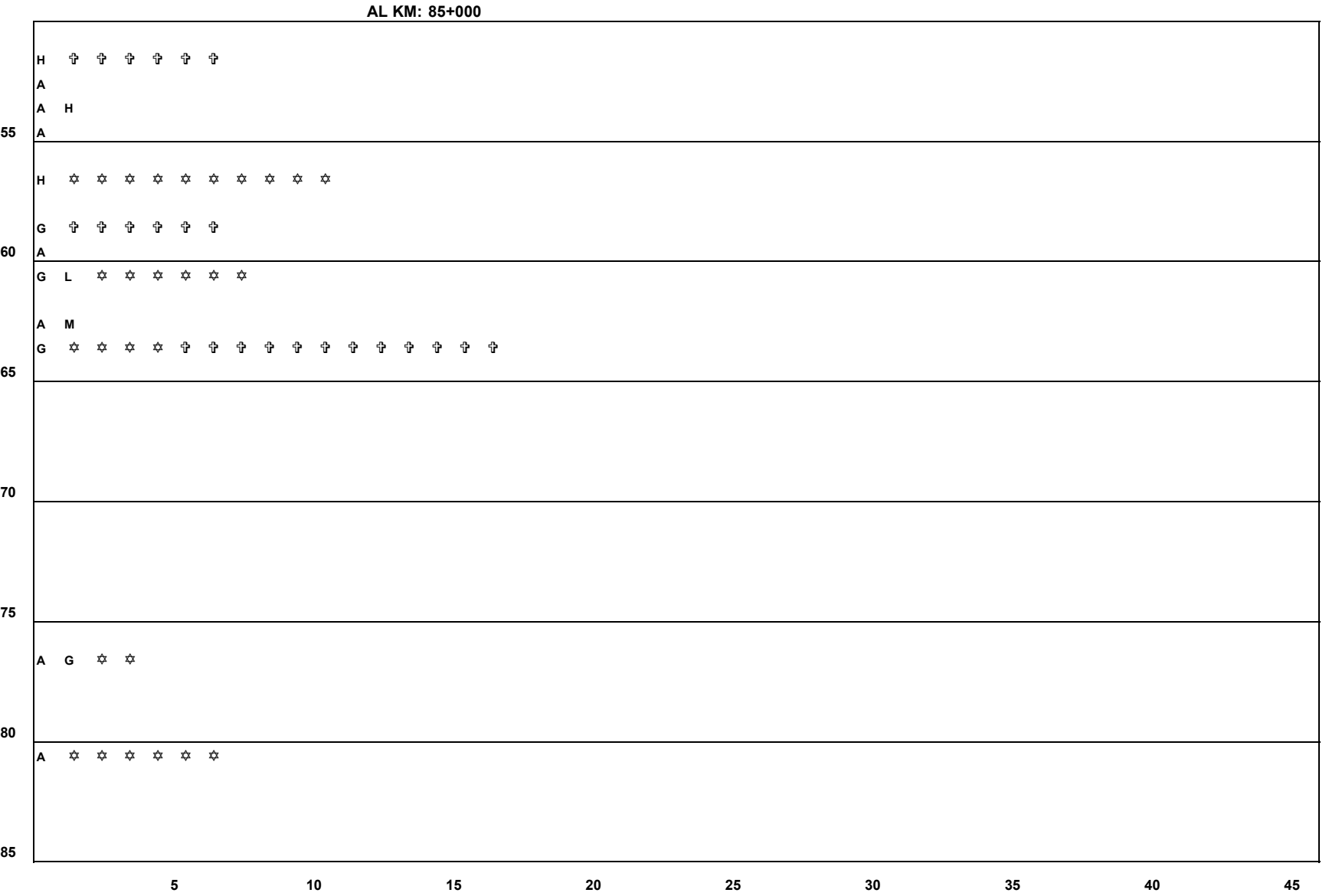


| CLAVE | CLASIFICACION DEL ACCIDENTE | CLAVE | CLASIFICACION DEL ACCIDENTE |
|---|---|---|---|
| A | SALIDA DEL CAMINO | | COLISION SOBRE EL CAMINO |
| | | G | OTRO VEHICULO MOTOR EN TRANSITO |
| | SIN COLISION SOBRE EL CAMINO | H | OTRO VEHICULO MOTOR POR ALCANCE |
| B | VOLCADURA | J | VEHICULO MOTOR ESTACIONADO |
| C | CAIDA DE PASAJERO | K | FERROCARRIL |
| D | INCENDIO | L | BICICLETA |
| E | OTROS | M | ANIMAL |
| | COLISION SOBRE EL CAMINO | N | OBJETO FIJO |
| F | PEATON (ATROPELLAMIENTO) | O | OTROS OBJETOS |

ACCIDENTES EQUIVALENTES A DAÑOS MATERIALES

# ACCIDENTES POR KILOMETRO
## 2 0 0 5

CARRETERA : **VILLAHERMOSA - FCO. ESCARCEGA( MEX.186 )**
**TRAMO: CASETA DE COBRO- LIM. EDOS.TAB./ CAMP.**

**DEL KM: 86+000**
**AL KM: 120+000**

| SALDOS: MUERTOS | SALDOS: HERIDOS | SALDOS: DAÑOS MATERIALES ( $ x mil ) | CAUSAS: CONDUCTOR | CAUSAS: PEA O PAS | CAUSAS: VEHICULO | CAUSAS: CAMINO | CAUSAS: GANADO | CAUSAS: A NATURAL | KILOMETRO | NUMERO Y CLASIFICACION DE ACCIDENTES |
|---|---|---|---|---|---|---|---|---|---|---|
| | 5 | 40.00 | 1 | | | | | | | G ✡ ✡ ✡ ✡ ✡ ✡ ✡ ✡ ✡ ✡ |
| | | | | | | | | | 90 | |
| | 2 | 11.00 | 1 | | | | | | | G ✡ ✡ ✡ ✡ |
| | 1 | 183.00 | 3 | | | | | | | G G G ✡ ✡ |
| | | 30.00 | 1 | | | | | | | A |
| | | | | | | | | | 95 | |
| | | 35.00 | 1 | | | | | | | H |
| | | 10.00 | | | | | 1 | | | M |
| | 3 | 50.00 | 2 | | | | | | 100 | A A ✡ ✡ ✡ ✡ ✡ ✡ |
| | | 60.00 | 1 | | | | | | | A |
| 1 | | | 1 | | | | | | 105 | F ✞ ✞ ✞ ✞ ✞ ✞ |
| | | 20.00 | 1 | | | | | | | A |
| | | 25.20 | 1 | | | | | | | H |
| | 1 | 85.00 | 2 | | | | | | | H N ✡ ✡ |
| | | 130.00 | 1 | | | | | | 110 | A |
| | | 50.00 | 1 | | | | | | | A |
| | 2 | 21.00 | 2 | | | | | | | G H ✡ ✡ ✡ ✡ |
| | | | | | | | | | 115 | |
| | 1 | 80.00 | 1 | | | | | | | A ✡ ✡ |
| | | 56.00 | 2 | | | | | | | G H |
| | | 30.00 | 1 | | | | | | 120 | A |

Escala: 5 10 15 20 25 30 35 40 45

NUMERO Y CLASIFICACION DE ACCIDENTES

**DEL KM: 121+000**
**AL KM: 154+600**

| SALDOS: MUERTOS | SALDOS: HERIDOS | SALDOS: DAÑOS MATERIALES ( $ x mil ) | CAUSAS: CONDUCTOR | CAUSAS: PEA O PAS | CAUSAS: VEHICULO | CAUSAS: CAMINO | CAUSAS: GANADO | CAUSAS: A NATURAL | KILOMETRO | NUMERO Y CLASIFICACION DE ACCIDENTES |
|---|---|---|---|---|---|---|---|---|---|---|
| 2 | 2 | 30.00 | 1 | | | | | | | J ✡ ✡ ✡ ✡ ✞ ✞ ✞ ✞ ✞ ✞ ✞ ✞ ✞ ✞ ✞ ✞ |
| | 1 | 50.00 | 2 | | | | 1 | | | A A M ✡ ✡ |
| | | 40.00 | 1 | | | | | | 125 | G |
| | 3 | 65.50 | 3 | | | | | | | A A L ✡ ✡ ✡ ✡ ✡ ✡ |
| | | 20.00 | 1 | | | | | | | A |
| | 1 | 45.00 | 1 | | | | | | | G ✡ ✡ |
| | | 20.50 | 1 | | | | | | 130 | G |
| | | 23.00 | 1 | | | | | | | H |
| | 1 | 30.00 | 1 | | | | | | | A ✡ ✡ |
| | | 8.00 | 1 | | | | | | 135 | G |
| | 2 | 21.00 | 1 | | | | | | | H ✡ ✡ ✡ ✡ |
| | | | | | | | | | 140 | |
| 1 | | 70.00 | 1 | | | | | | | A ✞ ✞ ✞ ✞ ✞ ✞ |
| | | 10.00 | 1 | | | | | | | A |
| | | 82.00 | 3 | | | | | | 145 | A A G |
| | | | | | | | | | 150 | |
| | | 5.00 | 1 | | | | | | | G |
| | | 30.00 | 1 | | | | | | | A |
| | | | | | | | | | 155 | |

Escala: 5 10 15 20 25 30 35 40 45

NUMERO Y CLASIFICACION DE ACCIDENTES

| CLAVE | CLASIFICACION DEL ACCIDENTE | CLAVE | CLASIFICACION DEL ACCIDENTE |
|---|---|---|---|
| A | SALIDA DEL CAMINO | | COLISION SOBRE EL CAMINO |
| | | G | OTRO VEHICULO MOTOR EN TRANSITO |
| | SIN COLISION SOBRE EL CAMINO | H | OTRO VEHICULO MOTOR POR ALCANCE |
| B | VOLCADURA | J | VEHICULO MOTOR ESTACIONADO |
| C | CAIDA DE PASAJERO | K | FERROCARRIL |
| D | INCENDIO | L | BICICLETA |
| E | OTROS | M | ANIMAL |
| | COLISION SOBRE EL CAMINO | N | OBJETO FIJO |
| F | PEATON (ATROPELLAMIENTO) | O | OTROS OBJETOS |

ACCIDENTES EQUIVALENTES A DAÑOS MATERIALES

✡ UN HERIDO = 2 ACCIDENTES

# ACCIDENTES POR KILOMETRO
## 2 0 0 5

CARRETERA : **MALPASO - EL BELLOTE ( MEX.187 )**
**TRAMO: R. DE MALPASO - EL BELLOTE**

**DEL KM: 55+000**
**AL KM: 85+000**

| SALDOS | MUERTOS | HERIDOS | DAÑOS MATERIALES ( $ x mil ) | CONDUCTOR | PEAO | PAS | VEHICULO | CAMINO | GANADO | ANATURAL |
|---|---|---|---|---|---|---|---|---|---|---|
| 55–60 | | | 35.00 | 1 | | | | | | |
| | | | 95.00 | 2 | | | | | | |
| | | | 30.00 | 1 | | | | | | |
| 60–65 | | | 70.00 | 1 | | | | | | |
| 65–70 | | 1 | 30.00 | 1 | | | | | | |
| | 1 | 2 | 65.00 | 2 | | | | | | |
| 70–75 | | | 47.00 | 1 | | | | | | |
| | | | 15.00 | 1 | | | | | | |
| | | 1 | 51.00 | 2 | | | | | | |
| 75–80 | | | 50.00 | 1 | | | | | | |
| | | | 35.00 | 1 | | | | | | |
| | | | 40.00 | 1 | | | | | | |
| 80–85 | | | 20.00 | 1 | | | | | | |
| | | 4 | 69.20 | 3 | | | | | | |




NUMERO Y CLASIFICACION DE ACCIDENTES

**DEL KM: 86+000**
**AL KM: 120+000**

| SALDOS | MUERTOS | HERIDOS | DAÑOS MATERIALES ( $ x mil ) | CONDUCTOR | PEAO | PAS | VEHICULO | CAMINO | GANADO | ANATURAL |
|---|---|---|---|---|---|---|---|---|---|---|
| 90 | 2 | 4 | 80.00 | 2 | | | | | | |
| | | | 150.00 | 1 | | | | | | |
| | | | 80.00 | 1 | | | | | | |
| | | | 66.00 | 3 | | | | | | |
| 95 | 1 | 2 | 15.00 | 1 | | | | | | |
| | 9 | | 172.00 | 3 | | | | | | |
| | | | 10.00 | 1 | | | | | | |
| 100 | | 3 | 75.00 | 2 | | | | | | |
| | | 4 | 40.00 | 2 | | | | | | |
| | 2 | 8 | 160.00 | 3 | | | | | | |
| 105 | 3 | 3 | 111.00 | 3 | | | | | | |
| | | | 155.00 | 3 | | | | | | |
| | | 3 | 36.00 | 1 | | | | | | |
| | 2 | | 8.30 | 1 | | | | | | |
| | | 4 | 35.00 | 1 | | | | | | |
| 110 | | | 40.00 | 1 | | | | | | |
| | | | 45.00 | 2 | | | | | | |
| | | | 7.00 | 1 | | | | | | |
| | | | 57.00 | 1 | | | | | | |
| 115 | | | 125.00 | 3 | | | | | | |
| | | | 80.00 | 2 | | | | | | |
| | | | 15.00 | 1 | | | | | | |
| | | | 3.00 | 1 | | | | | | |
| 120 | | | 1.00 | 1 | | | | | | |
| | | 1 | 55.00 | 2 | | | | | | |
| | 1 | 1 | 75.50 | 3 | | | | | | |




NUMERO Y CLASIFICACION DE ACCIDENTES

| CLAVE | CLASIFICACION DEL ACCIDENTE |
|---|---|
| **A** | SALIDA DEL CAMINO |
| SIN COLISION SOBRE EL CAMINO | |
| **B** | VOLCADURA |
| **C** | CAIDA DE PASAJERO |
| **D** | INCENDIO |
| **E** | OTROS |
| COLISION SOBRE EL CAMINO | |
| **F** | PEATON (ATROPELLAMIENTO) |

| CLAVE | CLASIFICACION DEL ACCIDENTE |
|---|---|
| COLISION SOBRE EL CAMINO | |
| **G** | OTRO VEHICULO MOTOR EN TRANSITO |
| **H** | OTRO VEHICULO MOTOR POR ALCANCE |
| **J** | VEHICULO MOTOR ESTACIONADO |
| **K** | FERROCARRIL |
| **L** | BICICLETA |
| **M** | ANIMAL |
| **N** | OBJETO FIJO |
| **O** | OTROS OBJETOS |

ACCIDENTES EQUIVALENTES A DAÑOS MATERIALES
✝ UN MUERTO = 6 ACCIDENTES
✿ UN HERIDO = 2 ACCIDENTES

# ACCIDENTES POR KILOMETRO
# 2 0 0 5

CARRETERA : **MALPASO - EL BELLOTE ( MEX. 187)**
**TRAMO: R. DE MALPASO - EL BELLOTE**

**DEL KM: 121+000**
**AL KM: 155+000**

| KILOMETRO | SALDOS: MUERTOS | SALDOS: HERIDOS | SALDOS: DAÑOS MATERIALES ( $ x mil ) | CAUSAS: CONDUCTOR | CAUSAS: PEATON O PASAJERO | CAUSAS: VEHICULO | CAUSAS: CAMINO | CAUSAS: GANADO | CAUSAS: AGENTE NATURAL | NUMERO Y CLASIFICACION DE ACCIDENTES |
|---|---|---|---|---|---|---|---|---|---|---|
| 121 | | | 50.00 | 1 | | | | | | A |
| 122 | | 1 | 43.30 | 2 | | | | | | A L ✡ ✡ |
| 123 | | 10 | 327.00 | 6 | | | | | | A A G G G G ✡ ✡ ✡ ✡ ✡ ✡ ✡ ✡ ✡ ✡ ✡ ✡ ✡ ✡ ✡ ✡ ✡ ✡ ✡ ✡ |
| 124 | | | 40.00 | 1 | | | | | | G |
| 125 | | | 30.50 | 3 | | | | | | A A G |
| 126 | 2 | 1 | 110.00 | 3 | | | | | | A G G ✡ ✡ ✞ ✞ ✞ ✞ ✞ ✞ ✞ ✞ ✞ ✞ ✞ ✞ |
| 127 | | 1 | 26.00 | 1 | | | | | | H ✡ ✡ |
| 128 | | | | | | | | | | |
| 129 | | 5 | 67.00 | 3 | | | | | | G G H ✡ ✡ ✡ ✡ ✡ ✡ ✡ ✡ ✡ ✡ |
| 130 | | | 30.00 | 1 | | | | | | H |
| 131 | | 5 | 63.00 | 3 | | | | | | A G H ✡ ✡ ✡ ✡ ✡ ✡ ✡ ✡ ✡ ✡ |
| 132 | | 1 | 95.00 | 3 | | | | | | G H H ✡ ✡ |
| 133 | | | | | | | | | | |
| 134 | | 3 | 56.00 | 2 | | | 1 | | | A A H ✡ ✡ ✡ ✡ ✡ ✡ |
| 135 | 1 | 2 | 202.80 | 5 | | | | | | A A B J L ✡ ✡ ✡ ✡ ✞ ✞ ✞ ✞ ✞ ✞ |
| 136 | | | 45.00 | 2 | | | | | | A G |
| 137 | | | | | | | | | | |
| 138 | | 1 | 62.50 | 3 | | | | | | A G G ✡ ✡ |
| 139 | | | | | | | | | | |
| 140 | | 3 | 170.00 | 3 | | | | | | A A B ✡ ✡ ✡ ✡ ✡ ✡ |
| 141 | | | 60.00 | 1 | | | | | | G |
| 142 | | | 60.00 | 2 | | | | | | A J |
| 143 | | | 25.00 | 1 | | | | | | A |
| 144 | | | 10.00 | 1 | | | | | | A |
| 145 | | | 39.00 | 3 | | | | | | A A A |
| 146 | | | | | | | | | | |
| 147 | | | | | | | | | | |
| 148 | | | 45.00 | 1 | | | | | | G |
| 149 | | | | | | | | | | |
| 150 | | | 15.00 | | | | | 1 | | M |
| 151 | | | 80.00 | 1 | | | | | | A |
| 152 | | | 60.00 | 2 | | | | | | A A |
| 153 | | | | | | | | | | |
| 154 | | | 37.00 | 2 | | | | | | G H |
| 155 | | 3 | 45.00 | 2 | | | | | 1 | F G ✡ ✡ ✡ ✡ ✡ ✡ |

5 10 15 20 25 30 35 40 45

NUMERO Y CLASIFICACION DE ACCIDENTES

**CARRETERA: MALPASO- EL BELLOTE ( MEX.-187 )**
**TRAMO:R. DE MALPASO - EL BELLOTE**
**DEL KM: 156+000**
**AL KM: 184+500**

| KILOMETRO | SALDOS: MUERTOS | SALDOS: HERIDOS | SALDOS: DAÑOS MATERIALES ( $ x mil ) | CAUSAS: CONDUCTOR | CAUSAS: PEATON O PASAJERO | CAUSAS: VEHICULO | CAUSAS: CAMINO | CAUSAS: GANADO | CAUSAS: AGENTE NATURAL | NUMERO Y CLASIFICACION DE ACCIDENTES |
|---|---|---|---|---|---|---|---|---|---|---|
| 160 | | | 82.00 | 1 | | | | | | J |
| 161 | | | 70.00 | 3 | | | | | | A A G |
| 162 | | 3 | 83.00 | 4 | | | | | | A A G G ✡ ✡ ✡ ✡ ✡ ✡ |
| 163 | 1 | | 73.20 | 3 | | | | | | A G L ✞ ✞ ✞ ✞ ✞ ✞ |
| 164 | | 1 | 82.10 | 4 | | | | | | A G G H ✡ ✡ |
| 165 | | | 535.00 | 8 | | | | | | A B E G G G G G |
| 166 | | | 192.50 | 4 | | | | | | A G N N |
| 167 | | | 77.00 | 4 | | | | | | A A J N |
| 168 | | 1 | 21.00 | 1 | | | | | | H ✡ ✡ |
| 169 | 1 | 1 | 118.00 | 3 | | | | | | G G J ✡ ✡ ✞ ✞ ✞ ✞ ✞ ✞ |
| 170 | | 1 | 165.00 | 5 | | | | | | B E G G H ✡ ✡ |
| 171 | | 2 | 200.00 | 7 | | | | | | A A G H H N N ✡ ✡ ✡ ✡ |
| 172 | | 1 | 58.00 | 2 | | | | | | H H ✡ ✡ |
| 176 | | | 20.00 | 1 | | | | | | G |
| 183 | | | 12.00 | | 1 | | | | | A |

10 15 20 25 30 35 40 45

NUMERO Y CLASIFICACION DE ACCIDENTES

| CLAVE | CLASIFICACION DEL ACCIDENTE | CLAVE | CLASIFICACION DEL ACCIDENTE |
|---|---|---|---|
| A | SALIDA DEL CAMINO | | COLISION SOBRE EL CAMINO |
| | | G | OTRO VEHICULO MOTOR EN TRANSITO |
| | SIN COLISION SOBRE EL CAMINO | H | OTRO VEHICULO MOTOR POR ALCANCE |
| B | VOLCADURA | J | VEHICULO MOTOR ESTACIONADO |
| C | CAIDA DE PASAJERO | K | FERROCARRIL |
| D | INCENDIO | L | BICICLETA |
| E | OTROS | M | ANIMAL |
| | COLISION SOBRE EL CAMINO | N | OBJETO FIJO |
| F | PEATON (ATROPELLAMIENTO) | O | OTROS OBJETOS |
| ✞ | UN MUERTO = 6 ACCIDENTES | | |
| ✡ | UN HERIDO = 2 ACCIDENTES | | |

# ACCIDENTES POR KILOMETRO
## 2005

CARRETERA : **VILLAHERMOSA - TUXTLA GUTIERREZ ( MEX.195)**
**TRAMO: LIM.EDOS. TAB./ CHIS.**
**DEL KM: 3+320**
**AL KM: 35+000**

| KILOMETRO | SALDOS: MUERTOS | SALDOS: HERIDOS | SALDOS: DAÑOS MATERIALES ( $ x mil ) | CAUSAS: CONDUCTOR | CAUSAS: PEATON O PAS | CAUSAS: VEHICULO | CAUSAS: CAMINO | CAUSAS: GANADO | CAUSAS: NATURAL | NUMERO Y CLASIFICACION DE ACCIDENTES |
|---|---|---|---|---|---|---|---|---|---|---|
| 4 | | 5 | 100.00 | 5 | | | | | | A A H N N ✡ ✡ ✡ ✡ ✡ ✡ ✡ ✡ ✡ ✡ |
| 5 | | 2 | 85.00 | 3 | | | | | | G G N ✡ ✡ ✡ ✡ |
| 6 | | 2 | 118.00 | 5 | 1 | | | | | A A F G G G ✡ ✡ ✡ ✡ |
| 7 | | 1 | 249.00 | 4 | | | | | | A G H H ✡ ✡ |
| 8 | 1 | 2 | 575.00 | 1 | | 1 | | | | G N ✡ ✡ ✡ ✡ ✝ ✝ ✝ ✝ ✝ ✝ |
| 9 | | | 1.50 | 1 | | | | | | H |
| 10 | | | 45.00 | 2 | | | | | | A A |
| 11 | | | 10.00 | 1 | | | | | | G |
| 12 | | 3 | 50.00 | 2 | | | | | | G N ✡ ✡ ✡ ✡ ✡ ✡ |
| 13 | 1 | 4 | 43.00 | 3 | | | | | | A A G ✡ ✡ ✡ ✡ ✡ ✡ ✡ ✡ ✝ ✝ ✝ ✝ ✝ ✝ |
| 14 | | 1 | 30.00 | 2 | | | | | | A A ✡ ✡ |
| 15 | | 3 | 170.00 | 4 | | | | | | A A H N ✡ ✡ ✡ ✡ ✡ ✡ |
| 16 | 2 | 9 | 120.10 | 4 | 1 | | | | | F G G G G ✡ ✡ ✡ ✡ ✡ ✡ ✡ ✡ ✡ ✡ ✡ ✡ ✡ ✡ ✡ ✡ ✡ ✡ ✝ ✝ ✝ ✝ ✝ ✝ ✝ ✝ ✝ ✝ ✝ ✝ |
| 17 | 2 | 3 | 160.00 | 3 | | | | | | A H J ✡ ✡ ✡ ✡ ✡ ✡ ✝ ✝ ✝ ✝ ✝ ✝ ✝ ✝ ✝ ✝ ✝ ✝ |
| 18 | 2 | 4 | 205.00 | 4 | | | | | | E G H H ✡ ✡ ✡ ✡ ✡ ✡ ✡ ✡ ✝ ✝ ✝ ✝ ✝ ✝ ✝ ✝ ✝ ✝ ✝ ✝ |
| 19 | | 1 | 57.00 | 3 | | 1 | | | | A G N N ✡ ✡ |
| 20 | | 5 | 35.10 | 2 | | | | | | A G ✡ ✡ ✡ ✡ ✡ ✡ ✡ ✡ ✡ ✡ |
| 21 | 1 | 1 | 15.00 | 1 | | | | | | A ✡ ✡ ✝ ✝ ✝ ✝ ✝ ✝ |
| 22 | | 1 | 10.00 | 1 | | | | | | A ✡ ✡ |
| 25 | | | | | | | | | | |
| 28 | 1 | 3 | 15.00 | 1 | | | | | | A ✡ ✡ ✡ ✡ ✡ ✡ ✝ ✝ ✝ ✝ ✝ ✝ |
| 30 | | | | | | | | | | |
| 31 | 1 | | 40.00 | 1 | | | | | | A ✝ ✝ ✝ ✝ ✝ ✝ |
| 32 | | 3 | 50.00 | | | 1 | | | | A ✡ ✡ ✡ ✡ ✡ ✡ |
| 34 | | 1 | 20.00 | 1 | | | | | | A ✡ ✡ |
| 35 | 1 | 3 | 49.00 | 1 | | | | | | G ✡ ✡ ✡ ✡ ✡ ✡ ✝ ✝ ✝ ✝ ✝ ✝ |

NUMERO Y CLASIFICACION DE ACCIDENTES (escala: 5 10 15 20 25 30 35 40 45)

CARRETERA: **VILLAHERMOSA - TUXTLA GUTIERREZ ( MEX.195)**
**TRAMO: LIM.EDOS. TAB./ CHIS.**
**DEL KM: 35+000**
**AL KM: 61+550**

| KILOMETRO | SALDOS: MUERTOS | SALDOS: HERIDOS | SALDOS: DAÑOS MATERIALES ( $ x mil ) | CAUSAS: CONDUCTOR | CAUSAS: PEATON O PAS | CAUSAS: VEHICULO | CAUSAS: CAMINO | CAUSAS: GANADO | CAUSAS: NATURAL | NUMERO Y CLASIFICACION DE ACCIDENTES |
|---|---|---|---|---|---|---|---|---|---|---|
| 39 | | 1 | 15.00 | 1 | | | | | | A ✡ ✡ |
| 41 | | 6 | 31.00 | 2 | | | | | | G G ✡ ✡ ✡ ✡ ✡ ✡ ✡ ✡ ✡ ✡ ✡ ✡ |
| 44 | | | 180.00 | 1 | | | | | | G |
| 46 | | | 80.00 | 1 | | | | | | A |
| 47 | | 4 | 170.00 | 2 | | | | | | A G ✡ ✡ ✡ ✡ ✡ ✡ ✡ ✡ |
| 50 | 1 | | 45.00 | 1 | | | | | | G ✝ ✝ ✝ ✝ ✝ ✝ |
| 51 | 1 | | 110.00 | 2 | | | | | | A G ✝ ✝ ✝ ✝ ✝ ✝ |
| 55 | | | | | | | | | | |
| 60 | | | | | | | | | | |
| 65 | | | | | | | | | | |
| 70 | | | | | | | | | | |

NUMERO Y CLASIFICACION DE ACCIDENTES (escala: 5 10 15 20 25 30 35 40 45)

**NUMERO Y CLASIFICACION DE ACCIDENTES**

| CLAVE | CLASIFICACION DEL ACCIDENTE | CLAVE | CLASIFICACION DEL ACCIDENTE |
|---|---|---|---|
| A | SALIDA DEL CAMINO | | COLISION SOBRE EL CAMINO |
| | | G | OTRO VEHICULO MOTOR EN TRANSITO |
| SIN COLISION SOBRE EL CAMINO | | H | OTRO VEHICULO MOTOR POR ALCANCE |
| B | VOLCADURA | J | VEHICULO MOTOR ESTACIONADO |
| C | CAIDA DE PASAJERO | K | FERROCARRIL |
| D | INCENDIO | L | BICICLETA |
| E | OTROS | M | ANIMAL |
| COLISION SOBRE EL CAMINO | | N | OBJETO FIJO |
| F | PEATON (ATROPELLAMIENTO) | O | OTROS OBJETOS |

ACCIDENTES EQUIVALENTES A DAÑOS MATERIALES
✝ UN MUERTO = 6 ACCIDENTES
✡ UN HERIDO = 2 ACCIDENTES

✝ UN MUERTO = 6 ACCIDENTES
✡ UN HERIDO = 2 ACCIDENTES

# ACCIDENTES POR KILOMETRO
# 2005

CARRETERA : **EL SUSPIRO - TENOSIQUE ( MEX. 203 )**
**TRAMO: E.C.( VHSA.- FCO. ESCARCEGA ) - TENOSIQUE**

**DEL KM: 0+000**
**AL KM: 35+000**

| KILOMETRO | MUERTOS | HERIDOS | DAÑOS MATERIALES ($ x mil) | CONDUCTOR | PEAO | PASAJERO | VEHICULO | CAMINO | GANADO | A NATURAL |
|---|---|---|---|---|---|---|---|---|---|---|
| 0 | 6 | | 97.00 | 5 | | | | | | |
| | 4 | | 70.00 | 1 | | | | | | |
| | 1 | | 2.00 | 1 | | | | | | |
| | 2 | | 80.00 | 2 | | | | | | |
| 5 | | | | | | | | | | |
| | 4 | | 10.00 | 1 | | | | | | |
| 10 | | | | | | | | | | |
| | | | 15.00 | 1 | | | | | | |
| | | | 15.00 | 1 | | | | | | |
| 15 | 1 | | 30.00 | 1 | | | | | | |
| | 3 | | 4.00 | 1 | | | | | | |
| 20 | | | | | | | | | | |
| 25 | | | | | | | | | | |
| | | | 36.00 | 1 | | | | | | |
| 30 | | | | | | | | | | |
| | 2 | 2 | 175.00 | 2 | | | | | | |
| | 2 | | 25.00 | 1 | | | | | | |
| 35 | | | | | | | | | | |




5 10 15 20 25 30 35 40 45

**NUMERO Y CLASIFICACION DE ACCIDENTES**

CARRETERA : **EL SUSPIRO - TENOSIQUE ( MEX. 203 )**
**TRAMO: E.C.( VHSA.- FCO. ESCARCEGA ) - TENOSIQUE**

**DEL KM: 36+000**
**AL KM: 71+900**

| KILOMETRO | MUERTOS | HERIDOS | DAÑOS MATERIALES ($ x mil) | CONDUCTOR | PEAO | PASAJERO | VEHICULO | CAMINO | GANADO | A NATURAL |
|---|---|---|---|---|---|---|---|---|---|---|
| | 1 | 1 | 54.00 | 1 | | | | | | |
| | | | 40.00 | 1 | | | | | | |
| 40 | | | | | | | | | | |
| | 3 | | 85.00 | 1 | | | | | | |
| | | | 10.00 | 1 | | | | | | |
| | | | 10.00 | 1 | | | | | | |
| 45 | | | | | | | | | | |
| 50 | | | | | | | | | | |
| | | | 6.00 | 1 | | | | | | |
| 55 | | | | | | | | | | |
| 60 | | | | | | | | | | |
| 65 | | | | | | | | | | |
| | 3 | | 30.00 | 1 | | | | | | |
| | | | 10.00 | 1 | | | | | | |
| 70 | | | | | | | | | | |




5 10 15 20 25 30 35 40 45

**NUMERO Y CLASIFICACION DE ACCIDENTES**

| CLAVE | CLASIFICACION DEL ACCIDENTE |
|---|---|
| **A** | SALIDA DEL CAMINO |
| SIN COLISION SOBRE EL CAMINO | |
| **B** | VOLCADURA |
| **C** | CAIDA DE PASAJERO |
| **D** | INCENDIO |
| **E** | OTROS |
| COLISION SOBRE EL CAMINO | |
| **F** | PEATON (ATROPELLAMIENTO) |

| CLAVE | CLASIFICACION DEL ACCIDENTE |
|---|---|
| COLISION SOBRE EL CAMINO | |
| **G** | OTRO VEHICULO MOTOR EN TRANSITO |
| **H** | OTRO VEHICULO MOTOR POR ALCANCE |
| **J** | VEHICULO MOTOR ESTACIONADO |
| **K** | FERROCARRIL |
| **L** | BICICLETA |
| **M** | ANIMAL |
| **N** | OBJETO FIJO |
| **O** | OTROS OBJETOS |

ACCIDENTES EQUIVALENTES A DAÑOS MATERIALES
UN MUERTO = 6 ACCIDENTES
UN HERIDO = 2 ACCIDENTES

*CAUSANTE PRINCIPAL DEL ACCIDENTE (en porcentaje)*
*( 2 0 0 5 )*

***T A B A S C O***

| CARRETERA Y TRAMO | CONDUCTOR | PEATON O PASAJERO | VEHICULO | CAMINO | IRRUPCION DE GANADO | AGENTE NATURAL |
|---|---|---|---|---|---|---|
| COATZACOALCOS - VILLAHERMOSA<br>LIM. DE EDOS.VER/TAB - VILLAHERMOSA | 92.76 | 0.78 | 3.88 | 1.29 | 1.29 | 0.00 |
| VILLAHERMOSA - CD.DEL CARMEN<br>VILLAHERMOSA - LIM. DE EDOS. TAB/CAMP | 98.89 | 1.11 | 0.00 | 0.00 | 0.00 | 0.00 |
| VILLAHERMOSA - FCO. ESCARCEGA<br>VILLAHERMOSA - LIM. DE EDOS. TAB/CAMP | 92.92 | 0.88 | 3.54 | 0.00 | 2.65 | 0.00 |
| MALPASO - EL BELLOTE<br>RAUDALES DE MALPASO - EL BELLOTE | 97.74 | 0.56 | 0.00 | 0.56 | 0.56 | 0.56 |
| VILLAHERMOSA - TUXTLA GUTIERREZ<br>VILLAHERMOSA - LIM. DE EDOS. TAB/CHIS | 92.86 | 2.86 | 4.29 | 0.00 | 0.00 | 0.00 |
| EL SUSPIRO - TENOSIQUE<br>E.C.(VILLAHERMOSA-FCO. ESCARCEGA) - TENOSIQUE | 100.00 | 0.00 | 0.00 | 0.00 | 0.00 | 0.00 |

*TOTAL DE CAUSANTES PRINCIPALES DEL ACCIDENTE (en porcentaje)*

| | | | | | | |
|---|---|---|---|---|---|---|
| **T A B A S C O** | 94.67 | 0.93 | 2.55 | 0.70 | 1.04 | 0.12 |

# *DATOS DEL LUGAR DEL ACCIDENTE Y CONTROL DEL TRANSITO*
## *( 2 0 0 5 )*

***T A B A S C O***

| CARRETERA Y TRAMO | ALINEAMIENTO VERTICAL | | | | ALINEAMIENTO HORIZONTAL | | | | | | | | | | | | CONTROL DE TRANSITO EXISTENTE | | | | | | | | | | | | |
|---|---|---|---|---|---|---|---|---|---|---|---|---|---|---|---|---|---|---|---|---|---|---|---|---|---|---|---|---|---|
| | PENDIENTE | CIMA | COLUMPIO | A NIVEL | TANGENTE | CURVA ABIERTA | CURVA CERRADA | ENTRONQUE | PUENTE O TUNEL | INTERSECCION | CALLEJON | ACCESO PRIVADO | CRUCE FFCC | ZONA PORTUARIA | TRAMO EN CONSTRUCCION | OTRO | SEÑAL INFORMATIVA | SEÑAL PREVENTIVA | SEÑAL RESTRICTIVA | SEMAFORO | AGENTE O GUARDAVIA | BARRERA O ISLETA | RAYAS LATERALES | RAYA CENTRAL | VIBRADORES | ABANDERAMIENTO | BANDEREROS | OTRO CONTROL | SIN CONTROL |
| COATZACOALCOS - VILLAHERMOSA<br>LIM. DE EDOS.VER/TAB - VILLAHERMOSA | 3 | | | 384 | 366 | 15 | 1 | 1 | 1 | 1 | | | | | | 2 | 56 | 58 | 138 | | | 1 | 132 | 133 | 2 | 1 | | | |
| VILLAHERMOSA - CD.DEL CARMEN<br>VILLAHERMOSA - LIM. DE EDOS. TAB/CAMP | 3 | | | 87 | 74 | 11 | 1 | 2 | 1 | | | | | | | 1 | 90 | 75 | 88 | | | | 78 | 89 | 1 | 1 | | | |
| VILLAHERMOSA - FCO. ESCARCEGA<br>VILLAHERMOSA - LIM. DE EDOS. TAB/CAMP | 26 | | | 87 | 105 | 4 | 1 | 1 | | 1 | | | | | | 1 | 110 | 87 | 91 | | | 1 | 85 | 90 | | 1 | 1 | 1 | 1 |
| MALPASO - EL BELLOTE<br>RAUDALES DE MALPASO - EL BELLOTE | 2 | | | 175 | 146 | 18 | 12 | | 1 | | | | | | | | 7 | 16 | 138 | | | 2 | 134 | 140 | 2 | 1 | | 2 | |
| VILLAHERMOSA - TUXTLA GUTIERREZ<br>VILLAHERMOSA - LIM. DE EDOS. TAB/CHIS | 6 | 1 | | 63 | 56 | 5 | 9 | | | | | | | | | | 53 | 55 | 60 | | | 4 | 57 | 57 | | 1 | | | |
| EL SUSPIRO - TENOSIQUE<br>E.C.(VILLAHERMOSA-FCO. ESCARCEGA) - TENOSIQUE | 5 | | | 21 | 20 | 1 | 2 | 3 | | | | | | | | | 15 | 18 | 18 | | | | 22 | 22 | 1 | | | | 2 |

*TOTAL DATOS DEL LUGAR DEL ACCIDENTE Y CONTROL DEL TRANSITO*

| | | | | | | | | | | | | | | | | | | | | | | | | | | | | | |
|---|---|---|---|---|---|---|---|---|---|---|---|---|---|---|---|---|---|---|---|---|---|---|---|---|---|---|---|---|---|
| **T A B A S C O** | 45 | 1 | | 817 | 767 | 54 | 26 | 7 | 3 | 2 | | | | | | 4 | 331 | 309 | 533 | | | 8 | 508 | 531 | 6 | 5 | 1 | 3 | 3 |

# *CIRCUNSTANCIAS QUE CONTRIBUYERON AL ACCIDENTE*
## *( 2 0 0 5 )*

***T A B A S C O***

| CARRETERA Y TRAMO | DEL CONDUCTOR O PEATON | | | | | | | | | | | | | | DEL VEHICULO | | | | | | | | | | DEL CAMINO | | | | | | | AGENTE NATURAL | | | | | |
|---|---|---|---|---|---|---|---|---|---|---|---|---|---|---|---|---|---|---|---|---|---|---|---|---|---|---|---|---|---|---|---|---|---|---|---|---|
| | IMPRUDENCIA O INTENCION | VELOCIDAD EXCESIVA | INVADIO CARRIL CONTRARIO | REBASO INDEBIDAMENTE | NO RESPETO LA SENAL DE ALTO | NO RESPETO SEMAFORO | NO CEDIO EL PASO | NO GUARDO DISTANCIA | VIRO INDEBIDAMENTE | MAL ESTACIONADO | ESTADO DE EBRIEDAD | BAJO EFECTOS DE DROGA | DORMITANDO | DESLUMBRAMIENTO | LLANTAS | FRENOS | DIRECCION | SUSPENSION | LUCES | EJES | TRANSMISION | MOTOR | SOBRECUPO O SOBRECARGA | EXCESO DE DIMENSIONES | IRRUPCION DE GANADO | DESPERFECTOS | FALTA DE SEÑALES | OBJETOS EN EL CAMINO | MOJADO | RESBALOSO | OTROS | LLUVIA | NIEVE O GRANIZO | NIEBLA O HUMO | TOLVANERA | VIENTOS FUERTES | OTROS |
| COATZACOALCOS - VILLAHERMOSA<br>LIM. DE EDOS.VER/TAB - VILLAHERMOSA | 3 | 253 | 9 | 3 | | | 31 | 12 | 22 | 2 | 3 | | 23 | | 8 | 1 | 2 | | | 1 | | 2 | 1 | | 6 | 1 | | 1 | 1 | 1 | 1 | | | | | | |
| VILLAHERMOSA - CD.DEL CARMEN<br>VILLAHERMOSA - LIM. DE EDOS. TAB/CAMP | 1 | 48 | 16 | 2 | | | 4 | 7 | 8 | | 2 | | 2 | | | | | | | | | | | | | | | | | | | | | | | |
| VILLAHERMOSA - FCO. ESCARCEGA<br>VILLAHERMOSA - LIM. DE EDOS. TAB/CAMP | 1 | 64 | 21 | 3 | 1 | | 4 | 7 | 2 | 1 | 1 | | | 1 | | | | | | 2 | | 2 | | | 3 | | | | | | | | | | | |
| MALPASO - EL BELLOTE<br>RAUDALES DE MALPASO - EL BELLOTE | | 104 | 21 | 2 | | | 6 | 10 | 25 | 2 | 2 | | 3 | | | | | | | | | | | | 1 | | | | 1 | | | | | | | |
| VILLAHERMOSA - TUXTLA GUTIERREZ<br>VILLAHERMOSA - LIM. DE EDOS. TAB/CHIS | 2 | 43 | 10 | 1 | | | 3 | 4 | 3 | | | | 1 | | 1 | | 1 | | | | | | 1 | | | | | | | | | | | | | |
| EL SUSPIRO - TENOSIQUE<br>E.C.(VILLAHERMOSA-FCO. ESCARCEGA) - TENOSIQUE | | 17 | 5 | | | | 1 | 2 | | | 1 | | | | | | | | | | | | | | | | | | | | | | | | | |

*TOTAL DE CIRCUNSTANCIAS QUE CONTRIBUYERON AL ACCIDENTE*

| | | | | | | | | | | | | | | | | | | | | | | | | | | | | | | | | | | | | |
|---|---|---|---|---|---|---|---|---|---|---|---|---|---|---|---|---|---|---|---|---|---|---|---|---|---|---|---|---|---|---|---|---|---|---|---|---|
| **T A B A S C O** | 7 | 529 | 82 | 11 | 1 | | 49 | 42 | 60 | 5 | 9 | | 29 | 1 | 9 | 1 | 3 | | | 3 | | 4 | 2 | | 10 | 1 | | 1 | 2 | 1 | 1 | | | | | |

# *ACCIDENTES POR TIPO DE VEHICULO*
## *( 2 0 0 5 )*

***T A B A S C O***

| CARRETERA Y TRAMO | # DE ACC. | ACCIDENTES POR TIPO DE VEHICULO | | | | | | | | | | | | | | | | | | | | | | | |
|---|---|---|---|---|---|---|---|---|---|---|---|---|---|---|---|---|---|---|---|---|---|---|---|---|---|
| | | A | A-A | A-B | A-C | A-B-C | B | B-B | B-C | C | C-C | A-M | A-O | A-B-O | A-C-O | A-M-O | B-M | B-O | C-M | C-O | M | M-M | M-O | O | O-O |
| COATZACOALCOS - VILLAHERMOSA<br>LIM. DE EDOS.VER/TAB - VILLAHERMOSA | 387 | 165 | 29 | 9 | 30 | | 5 | | 2 | 27 | 8 | 7 | 26 | | | | | 3 | 2 | 7 | 5 | 1 | 4 | 46 | 11 |
| VILLAHERMOSA - CD.DEL CARMEN<br>VILLAHERMOSA - LIM. DE EDOS. TAB/CAMP | 90 | 17 | 9 | 7 | 16 | | 2 | | 3 | 9 | 8 | 7 | 5 | | | | | | 1 | | 1 | | | 3 | 2 |
| VILLAHERMOSA - FCO. ESCARCEGA<br>VILLAHERMOSA - LIM. DE EDOS. TAB/CAMP | 113 | 33 | 11 | 3 | 20 | | | | 2 | 28 | 6 | 4 | 5 | | | | | | | 1 | | | | | |
| MALPASO - EL BELLOTE<br>RAUDALES DE MALPASO - EL BELLOTE | 177 | 69 | 49 | 6 | 11 | | 2 | 1 | | 6 | | 7 | 13 | | | | | 2 | 1 | 1 | 2 | | 2 | 5 | |
| VILLAHERMOSA - TUXTLA GUTIERREZ<br>VILLAHERMOSA - LIM. DE EDOS. TAB/CHIS | 70 | 23 | 10 | 3 | 9 | | | | 1 | 11 | 4 | 2 | 3 | | | | | 1 | | 1 | 1 | | | | 1 |
| EL SUSPIRO - TENOSIQUE<br>E.C.(VILLAHERMOSA-FCO. ESCARCEGA) - TENOSIQUE | 26 | 12 | 4 | 1 | 2 | | 1 | | 1 | 2 | 1 | 1 | | | | | | | 1 | | | | | | |

## *TOTAL DE ACCIDENTES POR TIPO DE VEHICULO*

| | | | | | | | | | | | | | | | | | | | | | | | | | |
|---|---|---|---|---|---|---|---|---|---|---|---|---|---|---|---|---|---|---|---|---|---|---|---|---|---|
| TOTALES | 863 | 319 | 112 | 29 | 88 | | 10 | 1 | 9 | 83 | 27 | 28 | 52 | | | | | 6 | 5 | 10 | 9 | 1 | 6 | 54 | 14 |
| PORCENTAJES | 100.00 | 36.96 | 12.98 | 3.36 | 10.20 | 0.00 | 1.16 | 0.12 | 1.04 | 9.62 | 3.13 | 3.24 | 6.03 | 0.00 | 0.00 | 0.00 | 0.00 | 0.70 | 0.58 | 1.16 | 1.04 | 0.12 | 0.70 | 6.26 | 1.62 |

**TIPO DE VEHICULO**

A.- AUTOMOVIL Y PICK-UP
B.- AUTOBUSES
C.- CAMION SENCILLO Y COMBINADO
M.- MOTOCICLETAS Y BICICLETAS
O.- OTROS (MAQ. AGRICOLA, DE CONST, TREN, VEH. FUGADOS DEL SITIO)

# *TIPO DE VEHICULOS INVOLUCRADOS*

## *( 2 0 0 5 )*

***T A B A S C O***

| CARRETERA Y TRAMO | TIPO DE VEHICULOS INVOLUCRADOS | | | | | | | | | | | | | | | | | | | | | | | | | | | | | | | | | | | | | | | | | | | | | | | TOTAL DE VEH. |
|---|---|---|---|---|---|---|---|---|---|---|---|---|---|---|---|---|---|---|---|---|---|---|---|---|---|---|---|---|---|---|---|---|---|---|---|---|---|---|---|---|---|---|---|---|---|---|---|---|
| | A | A-A | | A-B | | A-C | | A-B-C | | | B | B-B | | B-C | | C | C-C | | A-M | | A-O | | A-B-O | | | A-C-O | | | A-M-O | | | B-M | | B-O | | C-M | | C-O | | M | M-M | | M-O | | O | O-O | | |
| COATZACOALCOS - VILLAHERMOSA<br>LIM. DE EDOS.VER/TAB - VILLAHERMOSA | 165 | 29 | 29 | 9 | 9 | 30 | 30 | | | | 5 | | | 2 | 2 | 27 | 8 | 8 | 7 | 7 | 26 | 26 | | | | | | | | | | | | 3 | 3 | 2 | 2 | 7 | 7 | 5 | 1 | 1 | 4 | 4 | 46 | 11 | 11 | 526 |
| VILLAHERMOSA - CD.DEL CARMEN<br>VILLAHERMOSA - LIM. DE EDOS. TAB/CAMP | 17 | 9 | 9 | 7 | 7 | 16 | 16 | | | | 2 | | | 3 | 3 | 9 | 8 | 8 | 7 | 7 | 5 | 5 | | | | | | | | | | | | | | 1 | 1 | | | 1 | | | | | 3 | 2 | 2 | 148 |
| VILLAHERMOSA - FCO. ESCARCEGA<br>VILLAHERMOSA - LIM. DE EDOS. TAB/CAMP | 33 | 11 | 11 | 3 | 3 | 20 | 20 | | | | | | | 2 | 2 | 28 | 6 | 6 | 4 | 4 | 5 | 5 | | | | | | | | | | | | | | | | 1 | 1 | | | | | | | | | 165 |
| MALPASO - EL BELLOTE<br>RAUDALES DE MALPASO - EL BELLOTE | 69 | 49 | 49 | 6 | 6 | 11 | 11 | | | | 2 | 1 | 1 | | | 6 | | | 7 | 7 | 13 | 13 | | | | | | | | | | | | 2 | 2 | 1 | 1 | 1 | 1 | 2 | | | 2 | 2 | 5 | | | 270 |
| VILLAHERMOSA - TUXTLA GUTIERREZ<br>VILLAHERMOSA - LIM. DE EDOS. TAB/CHIS | 23 | 10 | 10 | 3 | 3 | 9 | 9 | | | | | | | 1 | 1 | 11 | 4 | 4 | 2 | 2 | 3 | 3 | | | | | | | | | | | | 1 | 1 | | | 1 | 1 | 1 | | | | | | 1 | 1 | 105 |
| EL SUSPIRO - TENOSIQUE<br>E.C.(VILLAHERMOSA-FCO. ESCARCEGA) - TENOSIQUE | 12 | 4 | 4 | 1 | 1 | 2 | 2 | | | | 1 | | | 1 | 1 | 2 | 1 | 1 | 1 | 1 | | | | | | | | | | | | | | | | 1 | 1 | | | | | | | | | | | 37 |

*TOTAL DE TIPO DE VEHICULOS INVOLUCRADOS*

| | A | A-A | | A-B | | A-C | | A-B-C | | | B | B-B | | B-C | | C | C-C | | A-M | | A-O | | A-B-O | | | A-C-O | | | A-M-O | | | B-M | | B-O | | C-M | | C-O | | M | M-M | | M-O | | O | O-O | | TOTAL DE VEH. |
|---|---|---|---|---|---|---|---|---|---|---|---|---|---|---|---|---|---|---|---|---|---|---|---|---|---|---|---|---|---|---|---|---|---|---|---|---|---|---|---|---|---|---|---|---|---|---|---|---|
| TOTALES | 319 | 112 | 112 | 29 | 29 | 88 | 88 | | | | 10 | 1 | 1 | 9 | 9 | 83 | 27 | 27 | 28 | 28 | 52 | 52 | | | | | | | | | | | | 6 | 6 | 5 | 5 | 10 | 10 | 9 | 1 | 1 | 6 | 6 | 54 | 14 | 14 | 1 251 |
| | 319 | 224 | | 58 | | 176 | | | | | 10 | 2 | | 18 | | 83 | 54 | | 56 | | 104 | | | | | | | | | | | | | 12 | | 10 | | 20 | | 9 | 2 | | 12 | | 54 | 28 | | 1 251 |

| TIPO DE VEHICULO | TOTAL DE VEHICULOS | PORCENTAJE % |
|---|---|---|
| **A** | 740 | 59% |
| **B** | 56 | 4% |
| **C** | 249 | 20% |
| **M** | 50 | 4% |
| **O** | 156 | 12% |
| **T** | 1251 | 100% |

**TIPO DE VEHICULO**

A.- AUTOMOVIL Y PICK-UP

B.- AUTOBUSES

C.- CAMION SENCILLO Y COMBINADO

M.- MOTOCICLETAS Y BICICLETAS

O.- OTROS (MAQ. AGRICOLA, DE CONST, TREN, VEH. FUGADOS DEL SITIO)

## *RESUMEN DE ACCIDENTES DE TRANSITO 2 0 0 5*

## *RED DE CARRETERA FEDERAL LIBRE Y DE CUOTA*

***T A B A S C O***

| CLASIFICACION | LONGITUD ( km ) | ACCIDENTES | HERIDOS | MUERTOS | DAÑOS MATERIALES (MILLONES $) | VEH/km (MILLONES ) | INDICE DE ACCIDENTES ( A ) |
|---|---|---|---|---|---|---|---|
| **LIBRE** | 696.690 | 863 | 609 | 110 | 38.341 | 1,513.835 | 0.570 |
| **CUOTA** | 0 | N/D | N/D | N/D | N/D | 0 | 0.000 |
| **RESUMEN DEL ESTADO** | 696.690 | 863 | 609 | 110 | 38.341 | 1,513.835 | 0.570 |

NOTA:

(A) INDICE DE ACCIDENTES POR MILLON DE VEHICULOS - KILOMETRO