# E S T A D I S T I C A

# A C C I D E N T E S  D E  T R A N S I T O

# ( 2 0 0 6 )

C H I A P A S

# *INFORMACION GENERAL*

## *CHIAPAS*

- ***SUPERFICIE*** — ***75,634*** ***km² .***
- ***POBLACIÓN (2005)*** — ***4,293,459*** ***HABITANTES***
  - ***2,108,830*** ***HOMBRES***
  - ***2,184,629*** ***MUJERES***
- ***DENSIDAD DE POBLACIÓN (2005)*** — ***56.766*** ***HAB./km² .***
- ***VEHÍCULOS REGISTRADOS (2004)*** — ***113,209*** ***VEHICULOS***
- ***HABITANTES POR VEHÍCULO (2004)*** — ***37.925*** ***HAB./VEH.***
- ***INDICE DE MOTORIZACIÓN (2004)*** — ***0.026*** ***VEH./HAB.***

- ***LONGITUD Y TIPO DE SUPERFICIE DE LA RED CARRETERA ( km. )***

| CONCEPTO | PAVIMENTADA | | | REVESTIDA | TERRACERIA | TOTAL |
|---|---|---|---|---|---|---|
| | DOS CARRILES | CUATRO CARRILES | MAS DE CUATRO CARRILES | | | |
| Federal libre | 2,179.65 | 123.45 | - | - | - | 2,303.10 |
| Federal cuota | 118.80 | - | - | - | - | 118.80 |
| Estatal libre | 3,088.55 | - | - | 382.62 | 7.60 | 3,478.77 |
| Estatal cuota | - | - | - | - | - | - |
| Rural | - | - | - | 16,032.15 | 1,039.13 | 17,071.28 |
| Brechas | - | - | - | - | 59.13 | 59.13 |
| | | | | | | 23,031.08 |

- ***UTILIZACION DE LAS CARRETERAS***

| RANGOS DE VOLUMEN EN TDPA | FEDERAL LIBRE AFORADA | | ESTATAL LIBRE AFORADA | | FEDERAL Y/O ESTATAL CUOTA AFORADA | |
|---|---|---|---|---|---|---|
| | LONGITUD | PORCENTAJE | LONGITUD | PORCENTAJE | LONGITUD | PORCENTAJE |
| 1 - 2,000 | 1,146.90 | 52.90 | 702.15 | 62.55 | 32.04 | 36.20 |
| 2,001 - 5,000 | 734.79 | 33.89 | 380.15 | 33.87 | 35.46 | 40.07 |
| 5,001 - 10,000 | 237.45 | 10.95 | 31.00 | 2.76 | 21.00 | 23.73 |
| 10,001 - MAS | 48.83 | 2.25 | 9.20 | 0.82 | - | - |
| TOTAL | 2,167.97 | 100.00 | 1,122.50 | 100.00 | 88.50 | 100.00 |

NOTA:

TDPA.- TRANSITO DIARIO PROMEDIO ANUAL

# INDICE DE ACCIDENTES
# POR MILLON DE VEHICULOS-KILOMETRO

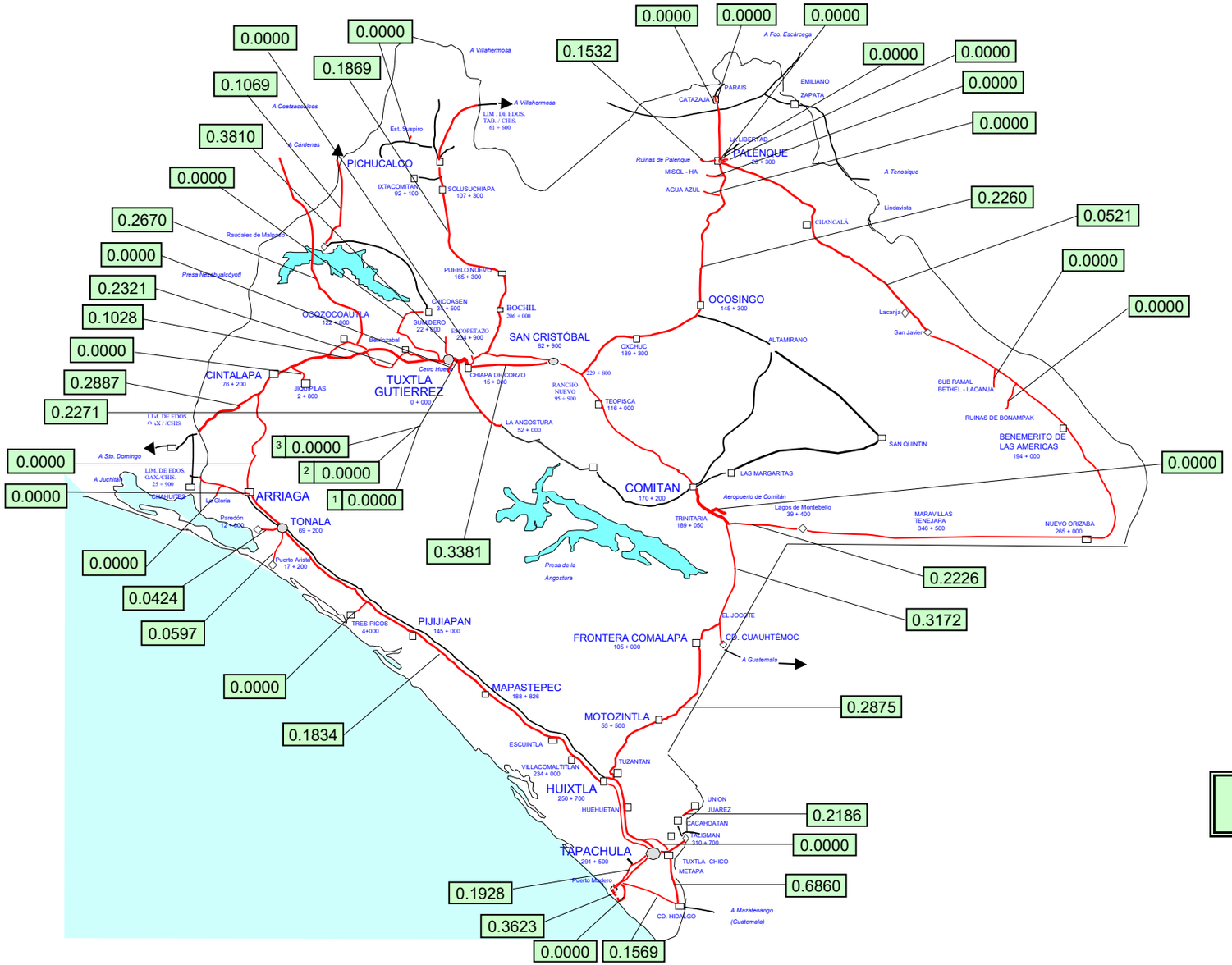


## INDICE DE ACCIDENTES EN EL ESTADO

$$I^{A}_{V-km} = 0.222$$

**ESTADO DE CHIAPAS**

# *ACCIDENTES DE TRANSITO*
## *( 2 0 0 6 )*

***C H I A P A S***

| CARRETERA Y TRAMO | LONGITUD | VEH-km MILLONES | # DE ACCIDENTES | | | | SALDOS | | | INDICES POR $10^6$ DE VEH-KM | | INDICES POR $10^5$ DE VEH-KM | | |
|---|---|---|---|---|---|---|---|---|---|---|---|---|---|---|
| | | | TOTAL | CON MUERTOS | SOLO CON HERIDOS | EQUIVALENTES (1) | MUERTOS | HERIDOS | DAÑOS MATERIALES (MILLONES $) | ACCIDENTES | PELIGROSIDAD | ACCIDENTES MORTALES | MUERTOS | HERIDOS |
| TAPANATEPEC - TALISMAN<br>LIM. EDOS. OAX/CHIS - TALISMAN | 284.870 | 768.972 | 141 | 27 | 67 | 701 | 43 | 151 | 5.293 | 0.183 | 0.912 | 0.004 | 0.006 | 0.020 |
| TUXTLA GUTIERREZ - CD. CUAUHTEMOC | 251.800 | 526.552 | 167 | 27 | 96 | 1,017 | 40 | 305 | 8.551 | 0.317 | 1.931 | 0.005 | 0.008 | 0.058 |
| TAPANATEPEC - TUXTLA GUTIERREZ<br>LIM. EDOS. OAX/CHIS - TUXTLA GUTIERREZ | 127.300 | 332.483 | 96 | 21 | 48 | 568 | 27 | 155 | 5.505 | 0.289 | 1.708 | 0.006 | 0.008 | 0.047 |
| CATAZAJA - T.C.(TUXTLA GTZ-CD. CUAUHTEMOC)<br>PLAYAS DE CATAZAJA - RANCHO NUEVO | 229.800 | 296.475 | 67 | 8 | 37 | 379 | 11 | 123 | 2.408 | 0.226 | 1.278 | 0.003 | 0.004 | 0.041 |
| VILLAHERMOSA - ESCOPETAZO<br>LIM. EDOS. TAB/CHIS - "T" ESCOPETAZO | 193.300 | 176.597 | 33 | 3 | 18 | 119 | 4 | 31 | 0.878 | 0.187 | 0.674 | 0.002 | 0.002 | 0.018 |
| HUIXTLA - "T" EL JOCOTE | 123.100 | 114.787 | 33 | 3 | 10 | 107 | 5 | 22 | 1.031 | 0.287 | 0.932 | 0.003 | 0.004 | 0.019 |
| LAS CRUCES - ARRIAGA | 47.400 | 70.017 | 0 | 0 | 0 | 0 | 0 | 0 | 0.000 | 0.000 | 0.000 | 0.000 | 0.000 | 0.000 |
| TAPACHULA - PUERTO MADERO | 26.300 | 41.495 | 8 | 1 | 5 | 36 | 1 | 11 | 0.184 | 0.193 | 0.868 | 0.002 | 0.002 | 0.027 |
| RAMAL A CD. HIDALGO | 26.500 | 70.099 | 11 | 1 | 6 | 53 | 1 | 18 | 0.312 | 0.157 | 0.756 | 0.001 | 0.001 | 0.026 |
| RAMAL A UNION JUAREZ | 28.600 | 50.310 | 11 | 2 | 9 | 63 | 2 | 20 | 0.227 | 0.219 | 1.252 | 0.004 | 0.004 | 0.040 |
| T.C.(TAPACHULA-PTO. MADERO) - CD. HIDALGO<br>JARITAS - CD. HIDALGO | 40.500 | 21.866 | 15 | 3 | 10 | 97 | 5 | 26 | 0.329 | 0.686 | 4.436 | 0.014 | 0.023 | 0.119 |
| LAS LIMAS - ANGOSTURA<br>RAMAL A LA ANGOSTURA | 52.000 | 57.232 | 13 | 0 | 7 | 49 | 0 | 18 | 0.457 | 0.227 | 0.856 | 0.000 | 0.000 | 0.031 |
| TERAN - CHICOASEN<br>RAMAL A PRESA CHICOASEN | 34.500 | 36.742 | 14 | 2 | 8 | 62 | 2 | 18 | 0.434 | 0.381 | 1.687 | 0.005 | 0.005 | 0.049 |
| LAS DELICIAS - LA POCHOTA<br>ALTERNA A BERRIOZABAL | 21.200 | 64.637 | 15 | 0 | 6 | 39 | 0 | 12 | 0.520 | 0.232 | 0.603 | 0.000 | 0.000 | 0.019 |
| LIBRAMIENTO DE OCOZOCOAUTLA | 9.500 | 19.446 | 2 | 0 | 2 | 8 | 0 | 3 | 0.040 | 0.103 | 0.411 | 0.000 | 0.000 | 0.015 |
| BENEMERITO DE LAS AMERICAS - PALENQUE<br>FRONTERIZA DEL SUR | 422.000 | 172.704 | 9 | 0 | 5 | 33 | 0 | 12 | 0.228 | 0.052 | 0.191 | 0.000 | 0.000 | 0.007 |

# *ACCIDENTES DE TRANSITO*
## *( 2 0 0 6 )*

***C H I A P A S***

| CARRETERA Y TRAMO | LONGITUD | VEH-km MILLONES | # DE ACCIDENTES | | | | SALDOS | | | INDICES POR $10^6$ DE VEH-KM | | INDICES POR $10^5$ DE VEH-KM | | |
|---|---|---|---|---|---|---|---|---|---|---|---|---|---|---|
| | | | TOTAL | CON MUERTOS | SOLO CON HERIDOS | EQUIVALENTES (1) | MUERTOS | HERIDOS | DAÑOS MATERIALES (MILLONES $) | ACCIDENTES | PELIGROSIDAD | ACCIDENTES MORTALES | MUERTOS | HERIDOS |
| LA TRINITARIA - BENEMERITO DE LAS AMERICAS RAMAL A LAGOS DE MONTEBELLO | 39.400 | 31.441 | 7 | 0 | 2 | 15 | 0 | 4 | 0.178 | 0.223 | 0.477 | 0.000 | 0.000 | 0.013 |
| RAMAL A PARQUE CAÑON DEL SUMIDERO | 18.000 | 10.138 | 0 | 0 | 0 | 0 | 0 | 0 | 0.000 | 0.000 | 0.000 | 0.000 | 0.000 | 0.000 |
| RAMAL A PUERTO ARISTA | 17.200 | 16.750 | 1 | 0 | 0 | 1 | 0 | 0 | 0.008 | 0.060 | 0.060 | 0.000 | 0.000 | 0.000 |
| RAMAL A PAREDON | 12.800 | 23.566 | 1 | 0 | 0 | 1 | 0 | 0 | 0.032 | 0.042 | 0.042 | 0.000 | 0.000 | 0.000 |
| BENEMERITO DE LAS AMERICAS - PALENQUE RAMAL A RUINAS DE BONAMPAK | 13.000 | 5.813 | 0 | 0 | 0 | 0 | 0 | 0 | 0.000 | 0.000 | 0.000 | 0.000 | 0.000 | 0.000 |
| RAMAL A PESQUERIA LA GLORIA | 10.300 | 4.437 | 0 | 0 | 0 | 0 | 0 | 0 | 0.000 | 0.000 | 0.000 | 0.000 | 0.000 | 0.000 |
| RAMAL A BASE NAVAL | 9.800 | 5.520 | 2 | 2 | 2 | 26 | 2 | 6 | 0.110 | 0.362 | 4.710 | 0.036 | 0.036 | 0.109 |
| RAMAL A ZONA ARQUEOLOGICA DE PALENQUE | 7.300 | 13.053 | 2 | 0 | 1 | 4 | 0 | 1 | 0.045 | 0.153 | 0.306 | 0.000 | 0.000 | 0.008 |
| TAPANATEPEC - TALISMAN LIBRAMIENTO DE TAPACHULA | 5.800 | 12.291 | 0 | 0 | 0 | 0 | 0 | 0 | 0.000 | 0.000 | 0.000 | 0.000 | 0.000 | 0.000 |
| TAPANATEPEC - TALISMAN RAMAL A TRES PICOS | 4.000 | 3.444 | 0 | 0 | 0 | 0 | 0 | 0 | 0.000 | 0.000 | 0.000 | 0.000 | 0.000 | 0.000 |
| VILLAHEMOSA - ESCOPETAZO RAMAL A ESTACIÓN EL SUSPIRO | 3.900 | 2.455 | 0 | 0 | 0 | 0 | 0 | 0 | 0.000 | 0.000 | 0.000 | 0.000 | 0.000 | 0.000 |
| RAMAL A CASCADAS DE AGUA AZUL | 4.400 | 2.489 | 0 | 0 | 0 | 0 | 0 | 0 | 0.000 | 0.000 | 0.000 | 0.000 | 0.000 | 0.000 |
| RAMAL A ZONA ARQUEOLOGICA DE BONAMPAK RAMAL A ZONA ARQUEOLOGICA LA CANJÁ | 3.490 | 1.500 | 0 | 0 | 0 | 0 | 0 | 0 | 0.000 | 0.000 | 0.000 | 0.000 | 0.000 | 0.000 |
| TAPACHULA - PUERTO MADERO RAMAL A ESCOLLERAS | 3.000 | 1.491 | 0 | 0 | 0 | 0 | 0 | 0 | 0.000 | 0.000 | 0.000 | 0.000 | 0.000 | 0.000 |
| TAPANATEPEC - TUXTLA GUTIERREZ RAMAL A JIQUIPILAS | 2.800 | 2.411 | 0 | 0 | 0 | 0 | 0 | 0 | 0.000 | 0.000 | 0.000 | 0.000 | 0.000 | 0.000 |

# *ACCIDENTES DE TRANSITO*
## *( 2 0 0 6 )*

***C H I A P A S***

| CARRETERA Y TRAMO | LONGITUD | VEH-km MILLONES | # DE ACCIDENTES | | | | SALDOS | | | INDICES POR $10^6$ DE VEH-KM | | INDICES POR $10^5$ DE VEH-KM | | |
|---|---|---|---|---|---|---|---|---|---|---|---|---|---|---|
| | | | TOTAL | CON MUERTOS | SOLO CON HERIDOS | EQUIVALENTES (1) | MUERTOS | HERIDOS | DAÑOS MATERIALES (MILLONES $) | ACCIDENTES | PELIGROSIDAD | ACCIDENTES MORTALES | MUERTOS | HERIDOS |
| TUXTLA GUTIERREZ - CD. CUAUHTEMOC RAMAL A CERRO HUECO | 2.150 | 1.111 | 0 | 0 | 0 | 0 | 0 | 0 | 0.000 | 0.000 | 0.000 | 0.000 | 0.000 | 0.000 |
| TUXTLA GUTIERREZ - CD. CUAUHTEMOC RAMAL AL CHORREADERO | 1.400 | 0.325 | 0 | 0 | 0 | 0 | 0 | 0 | 0.000 | 0.000 | 0.000 | 0.000 | 0.000 | 0.000 |
| CATAZAJÁ - T.C. (TUXTLA GTZ. - CD. CUAUHTEMOC) RAMAL A CASCADAS DE MISOL-HA | 1.600 | 1.005 | 0 | 0 | 0 | 0 | 0 | 0 | 0.000 | 0.000 | 0.000 | 0.000 | 0.000 | 0.000 |
| CATAZAJÁ - T.C. (TUXTLA GTZ. - CD. CUAUHTEMOC) RAMAL A PALENQUE | 1.000 | 1.589 | 0 | 0 | 0 | 0 | 0 | 0 | 0.000 | 0.000 | 0.000 | 0.000 | 0.000 | 0.000 |
| LAS CHOAPAS - OCOZOCOAUTLA (D) | 97.500 | 82.394 | 22 | 5 | 14 | 196 | 14 | 45 | 1.463 | 0.267 | 2.379 | 0.006 | 0.017 | 0.055 |
| TUXTLA GUTIÉRREZ - SAN CRISTÓBAL DE LAS CASAS (D) | 46.200 | 88.723 | 30 | 6 | 21 | 184 | 7 | 56 | 1.346 | 0.338 | 2.074 | 0.007 | 0.008 | 0.063 |
| MALPASO - EL BELLOTE | 55.040 | 28.073 | 3 | 0 | 0 | 3 | 0 | 0 | 0.071 | 0.107 | 0.107 | 0.000 | 0.000 | 0.000 |

*TOTAL DE ACCIDENTES DE TRANSITO*

| | | | | | | | | | | | | | | |
|---|---|---|---|---|---|---|---|---|---|---|---|---|---|---|
| **C H I A P A S** | 2,278.750 | 3,160.430 | 703 | 111 | 374 | 3,761 | 164 | 1,037 | 29.645 | 0.222 | 1.190 | 0.004 | 0.005 | 0.033 |

NOTA:

( 1 ) ACCIDENTES EQUIVALENTES
UN MUERTO = 6 ACCIDENTES
UN HERIDO = 2 ACCIDENTES

# *ACCIDENTES Y SALDOS POR MES*

## *( 2 0 0 6 )*

## *C H I A P A S*

| CARRETERA Y TRAMO | SALDOS | ENERO | FEBRERO | MARZO | ABRIL | MAYO | JUNIO | JULIO | AGOSTO | SEPTIEMBRE | OCTUBRE | NOVIEMBRE | DICIEMBRE |
|---|---|---|---|---|---|---|---|---|---|---|---|---|---|
| TAPANATEPEC - TALISMAN<br>LIM. EDOS. OAX/CHIS - TALISMAN | # ACCIDENTES | 17 | 10 | 15 | 19 | 1 | | 8 | 10 | 12 | 20 | 12 | 17 |
| | # MUERTOS | 5 | | 2 | 19 | | | 4 | 1 | | 2 | 5 | 5 |
| | # HERIDOS | 34 | 12 | 21 | 15 | 1 | | 7 | 10 | 13 | 7 | 14 | 17 |
| | DAÑOS MATERIALES (MILLONES $) | 0.5235 | 0.5440 | 0.6080 | 1.0980 | 0.0580 | 0.0000 | 0.2715 | 0.4790 | 0.3600 | 0.5033 | 0.3538 | 0.4935 |
| TUXTLA GUTIERREZ - CD. CUAUHTEMOC | # ACCIDENTES | 12 | 14 | 13 | 12 | 12 | 14 | 21 | 11 | 24 | 8 | 13 | 13 |
| | # MUERTOS | 2 | 1 | 6 | 5 | 2 | 4 | 11 | 3 | 3 | | 1 | 2 |
| | # HERIDOS | 19 | 22 | 40 | 21 | 17 | 6 | 34 | 26 | 49 | 10 | 44 | 17 |
| | DAÑOS MATERIALES (MILLONES $) | 0.5780 | 0.8471 | 1.2250 | 0.6675 | 0.6131 | 0.4721 | 0.9330 | 0.8080 | 1.0905 | 0.4640 | 0.5145 | 0.3380 |
| TAPANATEPEC - TUXTLA GUTIERREZ<br>LIM. EDOS. OAX/CHIS - TUXTLA GUTIERREZ | # ACCIDENTES | 9 | 6 | 7 | 9 | 8 | 7 | 9 | 14 | 9 | 8 | 4 | 6 |
| | # MUERTOS | 3 | | 2 | 2 | | | 4 | 8 | 1 | 4 | 1 | 2 |
| | # HERIDOS | 16 | 7 | 6 | 16 | 15 | 9 | 16 | 36 | 18 | 9 | 3 | 4 |
| | DAÑOS MATERIALES (MILLONES $) | 0.5780 | 0.3580 | 0.3010 | 0.5405 | 0.3650 | 0.1651 | 1.0857 | 0.8920 | 0.4915 | 0.3760 | 0.1650 | 0.1870 |
| CATAZAJA - T.C.(TUXTLA GTZ-CD. CUAUHTEMOC)<br>PLAYAS DE CATAZAJA - RANCHO NUEVO | # ACCIDENTES | 6 | 7 | 10 | 8 | 9 | 5 | 1 | 2 | 1 | 7 | 6 | 5 |
| | # MUERTOS | 1 | 1 | | 1 | | 1 | | | | 2 | 2 | 3 |
| | # HERIDOS | 14 | 13 | 19 | 21 | 10 | 6 | | 6 | | 11 | 8 | 15 |
| | DAÑOS MATERIALES (MILLONES $) | 0.2415 | 0.2785 | 0.4610 | 0.3500 | 0.2645 | 0.1850 | 0.0030 | 0.0850 | 0.0005 | 0.2825 | 0.1210 | 0.1350 |
| VILLAHERMOSA - ESCOPETAZO<br>LIM. EDOS. TAB/CHIS - "T" ESCOPETAZO | # ACCIDENTES | 3 | 1 | 6 | 1 | 6 | 4 | | 4 | 2 | | 1 | 5 |
| | # MUERTOS | 1 | | | | 2 | | | | | | | 1 |
| | # HERIDOS | 11 | | 6 | | 6 | 1 | | 4 | 1 | | 1 | 1 |
| | DAÑOS MATERIALES (MILLONES $) | 0.2650 | 0.0150 | 0.1560 | 0.0290 | 0.0790 | 0.1100 | 0.0000 | 0.0755 | 0.0430 | 0.0000 | 0.0100 | 0.0950 |
| HUIXTLA - "T" EL JOCOTE | # ACCIDENTES | 3 | 2 | 2 | 2 | 3 | 5 | 6 | 3 | 1 | 2 | 2 | 2 |
| | # MUERTOS | | | | | 3 | 1 | | 1 | | | | |
| | # HERIDOS | 1 | 2 | | | 1 | 2 | 10 | 1 | | | 5 | |
| | DAÑOS MATERIALES (MILLONES $) | 0.1400 | 0.0300 | 0.0430 | 0.0400 | 0.0665 | 0.1070 | 0.2411 | 0.1300 | 0.0050 | 0.1070 | 0.0810 | 0.0400 |
| LAS CRUCES - ARRIAGA | # ACCIDENTES | | | | | | | | | | | | |
| | # MUERTOS | | | | | | | | | | | | |
| | # HERIDOS | | | | | | | | | | | | |
| | DAÑOS MATERIALES (MILLONES $) | 0.0000 | 0.0000 | 0.0000 | 0.0000 | 0.0000 | 0.0000 | 0.0000 | 0.0000 | 0.0000 | 0.0000 | 0.0000 | 0.0000 |
| TAPACHULA - PUERTO MADERO | # ACCIDENTES | 1 | | 1 | | | | 2 | | 1 | 1 | | 2 |
| | # MUERTOS | 1 | | | | | | | | | | | |
| | # HERIDOS | | | | | | | 8 | | 1 | 1 | | 1 |
| | DAÑOS MATERIALES (MILLONES $) | 0.0100 | 0.0000 | 0.0400 | 0.0000 | 0.0000 | 0.0000 | 0.0500 | 0.0000 | 0.0025 | 0.0250 | 0.0000 | 0.0560 |
| RAMAL A CD. HIDALGO | # ACCIDENTES | 1 | | | | | | | 2 | 1 | 3 | 2 | 2 |
| | # MUERTOS | | | | | | | | | | | | 1 |
| | # HERIDOS | | | | | | | | 2 | | 6 | 3 | 7 |
| | DAÑOS MATERIALES (MILLONES $) | 0.0010 | 0.0000 | 0.0000 | 0.0000 | 0.0000 | 0.0000 | 0.0000 | 0.0225 | 0.0050 | 0.1130 | 0.0250 | 0.1450 |
| RAMAL A UNION JUAREZ | # ACCIDENTES | | 4 | 2 | 3 | | | | 1 | | | | 1 |
| | # MUERTOS | | | 1 | 1 | | | | | | | | |
| | # HERIDOS | | 10 | 3 | 5 | | | | 1 | | | | 1 |
| | DAÑOS MATERIALES (MILLONES $) | 0.0000 | 0.0890 | 0.0325 | 0.0680 | 0.0000 | 0.0000 | 0.0000 | 0.0020 | 0.0000 | 0.0000 | 0.0000 | 0.0350 |

# *ACCIDENTES Y SALDOS POR MES*

## *( 2 0 0 6 )*

## *C H I A P A S*

| CARRETERA Y TRAMO | SALDOS | ENERO | FEBRERO | MARZO | ABRIL | MAYO | JUNIO | JULIO | AGOSTO | SEPTIEMBRE | OCTUBRE | NOVIEMBRE | DICIEMBRE |
|---|---|---|---|---|---|---|---|---|---|---|---|---|---|
| T.C.(TAPACHULA-PTO. MADERO) - CD. HIDALGO JARITAS - CD. HIDALGO | # ACCIDENTES | 3 | 1 | 1 | 3 | | | | 2 | 1 | 1 | | 3 |
| | # MUERTOS | 2 | | 2 | | | | | 1 | | | | |
| | # HERIDOS | 3 | 2 | | 10 | | | | 4 | 1 | | | 6 |
| | DAÑOS MATERIALES (MILLONES $) | 0.0955 | 0.0300 | 0.0010 | 0.0300 | 0.0000 | 0.0000 | 0.0000 | 0.0610 | 0.0200 | 0.0600 | 0.0000 | 0.0312 |
| LAS LIMAS - ANGOSTURA RAMAL A LA ANGOSTURA | # ACCIDENTES | | | | 1 | | 1 | 1 | 2 | 5 | 2 | 1 | |
| | # MUERTOS | | | | | | | | | | | | |
| | # HERIDOS | | | | 1 | | 1 | 5 | | 7 | | 4 | |
| | DAÑOS MATERIALES (MILLONES $) | 0.0000 | 0.0000 | 0.0000 | 0.0100 | 0.0000 | 0.0200 | 0.1000 | 0.0870 | 0.1950 | 0.0230 | 0.0220 | 0.0000 |
| TERAN - CHICOASEN RAMAL A PRESA CHICOASEN | # ACCIDENTES | | 2 | | | 2 | 2 | 2 | | | 4 | 1 | 1 |
| | # MUERTOS | | | | | 1 | | | | | 1 | | |
| | # HERIDOS | | 5 | | | 2 | 2 | 2 | | | 3 | 2 | 2 |
| | DAÑOS MATERIALES (MILLONES $) | 0.0000 | 0.0450 | 0.0000 | 0.0000 | 0.1310 | 0.0730 | 0.0570 | 0.0000 | 0.0000 | 0.0870 | 0.0230 | 0.0180 |
| LAS DELICIAS - LA POCHOTA ALTERNA A BERRIOZABAL | # ACCIDENTES | 3 | | 3 | | 4 | | 1 | | | 1 | 2 | 1 |
| | # MUERTOS | | | | | | | | | | | | |
| | # HERIDOS | 4 | | 5 | | | | 2 | | | 1 | | |
| | DAÑOS MATERIALES (MILLONES $) | 0.1070 | 0.0000 | 0.1760 | 0.0000 | 0.1070 | 0.0000 | 0.0400 | 0.0000 | 0.0000 | 0.0350 | 0.0450 | 0.0100 |
| LIBRAMIENTO DE OCOZOCOAUTLA | # ACCIDENTES | | 1 | | | | | | 1 | | | | |
| | # MUERTOS | | | | | | | | | | | | |
| | # HERIDOS | | 1 | | | | | | 2 | | | | |
| | DAÑOS MATERIALES (MILLONES $) | 0.0000 | 0.0200 | 0.0000 | 0.0000 | 0.0000 | 0.0000 | 0.0000 | 0.0200 | 0.0000 | 0.0000 | 0.0000 | 0.0000 |
| BENEMERITO DE LAS AMERICAS - PALENQUE FRONTERIZA DEL SUR | # ACCIDENTES | | 1 | 1 | | 1 | 1 | 2 | | | 1 | 1 | 1 |
| | # MUERTOS | | | | | | | | | | | | |
| | # HERIDOS | | | 3 | | | 1 | 4 | | | | 1 | 3 |
| | DAÑOS MATERIALES (MILLONES $) | 0.0000 | 0.0200 | 0.0080 | 0.0000 | 0.0300 | 0.0200 | 0.0750 | 0.0000 | 0.0000 | 0.0250 | 0.0150 | 0.0350 |
| LA TRINITARIA - BENEMERITO DE LAS AMERICAS RAMAL A LAGOS DE MONTEBELLO | # ACCIDENTES | 1 | | 2 | | | 1 | 1 | | | | 2 | |
| | # MUERTOS | | | | | | | | | | | | |
| | # HERIDOS | 1 | | 3 | | | | | | | | | |
| | DAÑOS MATERIALES (MILLONES $) | 0.0165 | 0.0000 | 0.0350 | 0.0000 | 0.0000 | 0.0010 | 0.0500 | 0.0000 | 0.0000 | 0.0000 | 0.0750 | 0.0000 |
| RAMAL A PARQUE CAÑON DEL SUMIDERO | # ACCIDENTES | | | | | | | | | | | | |
| | # MUERTOS | | | | | | | | | | | | |
| | # HERIDOS | | | | | | | | | | | | |
| | DAÑOS MATERIALES (MILLONES $) | 0.0000 | 0.0000 | 0.0000 | 0.0000 | 0.0000 | 0.0000 | 0.0000 | 0.0000 | 0.0000 | 0.0000 | 0.0000 | 0.0000 |
| RAMAL A PUERTO ARISTA | # ACCIDENTES | 1 | | | | | | | | | | | |
| | # MUERTOS | | | | | | | | | | | | |
| | # HERIDOS | | | | | | | | | | | | |
| | DAÑOS MATERIALES (MILLONES $) | 0.0080 | 0.0000 | 0.0000 | 0.0000 | 0.0000 | 0.0000 | 0.0000 | 0.0000 | 0.0000 | 0.0000 | 0.0000 | 0.0000 |
| RAMAL A PAREDON | # ACCIDENTES | | | 1 | | | | | | | | | |
| | # MUERTOS | | | | | | | | | | | | |
| | # HERIDOS | | | | | | | | | | | | |
| | DAÑOS MATERIALES (MILLONES $) | 0.0000 | 0.0000 | 0.0320 | 0.0000 | 0.0000 | 0.0000 | 0.0000 | 0.0000 | 0.0000 | 0.0000 | 0.0000 | 0.0000 |

# *ACCIDENTES Y SALDOS POR MES*
## *( 2 0 0 6 )*

***C H I A P A S***

| CARRETERA Y TRAMO | SALDOS | ENERO | FEBRERO | MARZO | ABRIL | MAYO | JUNIO | JULIO | AGOSTO | SEPTIEMBRE | OCTUBRE | NOVIEMBRE | DICIEMBRE |
|---|---|---|---|---|---|---|---|---|---|---|---|---|---|
| BENEMERITO DE LAS AMERICAS - PALENQUE RAMAL A RUINAS DE BONAMPAK | # ACCIDENTES | | | | | | | | | | | | |
| | # MUERTOS | | | | | | | | | | | | |
| | # HERIDOS | | | | | | | | | | | | |
| | DAÑOS MATERIALES (MILLONES $) | 0.0000 | 0.0000 | 0.0000 | 0.0000 | 0.0000 | 0.0000 | 0.0000 | 0.0000 | 0.0000 | 0.0000 | 0.0000 | 0.0000 |
| RAMAL A PESQUERIA LA GLORIA | # ACCIDENTES | | | | | | | | | | | | |
| | # MUERTOS | | | | | | | | | | | | |
| | # HERIDOS | | | | | | | | | | | | |
| | DAÑOS MATERIALES (MILLONES $) | 0.0000 | 0.0000 | 0.0000 | 0.0000 | 0.0000 | 0.0000 | 0.0000 | 0.0000 | 0.0000 | 0.0000 | 0.0000 | 0.0000 |
| RAMAL A BASE NAVAL | # ACCIDENTES | | | | | | | | | | | 1 | 1 |
| | # MUERTOS | | | | | | | | | | | 1 | 1 |
| | # HERIDOS | | | | | | | | | | | 2 | 4 |
| | DAÑOS MATERIALES (MILLONES $) | 0.0000 | 0.0000 | 0.0000 | 0.0000 | 0.0000 | 0.0000 | 0.0000 | 0.0000 | 0.0000 | 0.0000 | 0.0300 | 0.0800 |
| RAMAL A ZONA ARQUEOLOGICA DE PALENQUE | # ACCIDENTES | | | 1 | | 1 | | | | | | | |
| | # MUERTOS | | | | | | | | | | | | |
| | # HERIDOS | | | | | 1 | | | | | | | |
| | DAÑOS MATERIALES (MILLONES $) | 0.0000 | 0.0000 | 0.0300 | 0.0000 | 0.0150 | 0.0000 | 0.0000 | 0.0000 | 0.0000 | 0.0000 | 0.0000 | 0.0000 |
| TAPANATEPEC - TALISMAN LIBRAMIENTO DE TAPACHULA | # ACCIDENTES | | | | | | | | | | | | |
| | # MUERTOS | | | | | | | | | | | | |
| | # HERIDOS | | | | | | | | | | | | |
| | DAÑOS MATERIALES (MILLONES $) | 0.0000 | 0.0000 | 0.0000 | 0.0000 | 0.0000 | 0.0000 | 0.0000 | 0.0000 | 0.0000 | 0.0000 | 0.0000 | 0.0000 |
| TAPANATEPEC - TALISMAN RAMAL A TRES PICOS | # ACCIDENTES | | | | | | | | | | | | |
| | # MUERTOS | | | | | | | | | | | | |
| | # HERIDOS | | | | | | | | | | | | |
| | DAÑOS MATERIALES (MILLONES $) | 0.0000 | 0.0000 | 0.0000 | 0.0000 | 0.0000 | 0.0000 | 0.0000 | 0.0000 | 0.0000 | 0.0000 | 0.0000 | 0.0000 |
| VILLAHEMOSA - ESCOPETAZO RAMAL A ESTACIÓN EL SUSPIRO | # ACCIDENTES | | | | | | | | | | | | |
| | # MUERTOS | | | | | | | | | | | | |
| | # HERIDOS | | | | | | | | | | | | |
| | DAÑOS MATERIALES (MILLONES $) | 0.0000 | 0.0000 | 0.0000 | 0.0000 | 0.0000 | 0.0000 | 0.0000 | 0.0000 | 0.0000 | 0.0000 | 0.0000 | 0.0000 |
| RAMAL A CASCADAS DE AGUA AZUL | # ACCIDENTES | | | | | | | | | | | | |
| | # MUERTOS | | | | | | | | | | | | |
| | # HERIDOS | | | | | | | | | | | | |
| | DAÑOS MATERIALES (MILLONES $) | 0.0000 | 0.0000 | 0.0000 | 0.0000 | 0.0000 | 0.0000 | 0.0000 | 0.0000 | 0.0000 | 0.0000 | 0.0000 | 0.0000 |
| RAMAL A ZONA ARQUEOLOGICA DE BONAMPAK RAMAL A ZONA ARQUEOLOGICA LA CANJÁ | # ACCIDENTES | | | | | | | | | | | | |
| | # MUERTOS | | | | | | | | | | | | |
| | # HERIDOS | | | | | | | | | | | | |
| | DAÑOS MATERIALES (MILLONES $) | 0.0000 | 0.0000 | 0.0000 | 0.0000 | 0.0000 | 0.0000 | 0.0000 | 0.0000 | 0.0000 | 0.0000 | 0.0000 | 0.0000 |
| TAPACHULA - PUERTO MADERO RAMAL A ESCOLLERAS | # ACCIDENTES | | | | | | | | | | | | |
| | # MUERTOS | | | | | | | | | | | | |
| | # HERIDOS | | | | | | | | | | | | |
| | DAÑOS MATERIALES (MILLONES $) | 0.0000 | 0.0000 | 0.0000 | 0.0000 | 0.0000 | 0.0000 | 0.0000 | 0.0000 | 0.0000 | 0.0000 | 0.0000 | 0.0000 |

# *ACCIDENTES Y SALDOS POR MES*
## *( 2 0 0 6 )*

***C H I A P A S***

| CARRETERA Y TRAMO | SALDOS | ENERO | FEBRERO | MARZO | ABRIL | MAYO | JUNIO | JULIO | AGOSTO | SEPTIEMBRE | OCTUBRE | NOVIEMBRE | DICIEMBRE |
|---|---|---|---|---|---|---|---|---|---|---|---|---|---|
| TAPANATEPEC - TUXTLA GUTIERREZ RAMAL A JIQUIPILAS | # ACCIDENTES | | | | | | | | | | | | |
| | # MUERTOS | | | | | | | | | | | | |
| | # HERIDOS | | | | | | | | | | | | |
| | DAÑOS MATERIALES (MILLONES $) | 0.0000 | 0.0000 | 0.0000 | 0.0000 | 0.0000 | 0.0000 | 0.0000 | 0.0000 | 0.0000 | 0.0000 | 0.0000 | 0.0000 |
| TUXTLA GUTIERREZ - CD. CUAUHTEMOC RAMAL A CERRO HUECO | # ACCIDENTES | | | | | | | | | | | | |
| | # MUERTOS | | | | | | | | | | | | |
| | # HERIDOS | | | | | | | | | | | | |
| | DAÑOS MATERIALES (MILLONES $) | 0.0000 | 0.0000 | 0.0000 | 0.0000 | 0.0000 | 0.0000 | 0.0000 | 0.0000 | 0.0000 | 0.0000 | 0.0000 | 0.0000 |
| TUXTLA GUTIERREZ - CD. CUAUHTEMOC RAMAL AL CHORREADERO | # ACCIDENTES | | | | | | | | | | | | |
| | # MUERTOS | | | | | | | | | | | | |
| | # HERIDOS | | | | | | | | | | | | |
| | DAÑOS MATERIALES (MILLONES $) | 0.0000 | 0.0000 | 0.0000 | 0.0000 | 0.0000 | 0.0000 | 0.0000 | 0.0000 | 0.0000 | 0.0000 | 0.0000 | 0.0000 |
| CATAZAJÁ - T.C. (TUXTLA GTZ. - CD. CUAUHTEMOC) RAMAL A CASCADAS DE MISOL-HA | # ACCIDENTES | | | | | | | | | | | | |
| | # MUERTOS | | | | | | | | | | | | |
| | # HERIDOS | | | | | | | | | | | | |
| | DAÑOS MATERIALES (MILLONES $) | 0.0000 | 0.0000 | 0.0000 | 0.0000 | 0.0000 | 0.0000 | 0.0000 | 0.0000 | 0.0000 | 0.0000 | 0.0000 | 0.0000 |
| CATAZAJÁ - T.C. (TUXTLA GTZ. - CD. CUAUHTEMOC) RAMAL A PALENQUE | # ACCIDENTES | | | | | | | | | | | | |
| | # MUERTOS | | | | | | | | | | | | |
| | # HERIDOS | | | | | | | | | | | | |
| | DAÑOS MATERIALES (MILLONES $) | 0.0000 | 0.0000 | 0.0000 | 0.0000 | 0.0000 | 0.0000 | 0.0000 | 0.0000 | 0.0000 | 0.0000 | 0.0000 | 0.0000 |
| LAS CHOAPAS - OCOZOCOAUTLA (D) | # ACCIDENTES | 1 | 5 | | 2 | 1 | 1 | 2 | 3 | 1 | 1 | 2 | 3 |
| | # MUERTOS | | 2 | | 9 | 1 | | | 2 | | | | |
| | # HERIDOS | | 7 | | 19 | 1 | 2 | 1 | 4 | 2 | | 2 | 7 |
| | DAÑOS MATERIALES (MILLONES $) | 0.0050 | 0.6710 | 0.0000 | 0.3880 | 0.0250 | 0.0150 | 0.0550 | 0.1850 | 0.0200 | 0.0250 | 0.0300 | 0.0440 |
| TUXTLA GUTIÉRREZ - SAN CRISTÓBAL DE LAS CASAS (D) | # ACCIDENTES | | | | 3 | 5 | 1 | 4 | 1 | 5 | 7 | 1 | 3 |
| | # MUERTOS | | | | | | | 1 | | 2 | 2 | 1 | 1 |
| | # HERIDOS | | | | 4 | 4 | 2 | 2 | 1 | 6 | 21 | 6 | 10 |
| | DAÑOS MATERIALES (MILLONES $) | 0.0000 | 0.0000 | 0.0000 | 0.1170 | 0.1025 | 0.0600 | 0.1330 | 0.0430 | 0.1650 | 0.4600 | 0.0550 | 0.2100 |
| MALPASO - EL BELLOTE | # ACCIDENTES | 1 | | | | | 1 | | | 1 | | | |
| | # MUERTOS | | | | | | | | | | | | |
| | # HERIDOS | | | | | | | | | | | | |
| | DAÑOS MATERIALES (MILLONES $) | 0.0110 | 0.0000 | 0.0000 | 0.0000 | 0.0000 | 0.0500 | 0.0000 | 0.0000 | 0.0100 | 0.0000 | 0.0000 | 0.0000 |

*TOTAL DE ACCIDENTES Y SALDOS POR MES*

| | | | | | | | | | | | | | |
|---|---|---|---|---|---|---|---|---|---|---|---|---|---|
| **C H I A P A S** | # ACCIDENTES | 62 | 54 | 65 | 63 | 53 | 43 | 60 | 56 | 64 | 66 | 51 | 66 |
| | # MUERTOS | 15 | 4 | 13 | 37 | 9 | 6 | 20 | 16 | 6 | 11 | 11 | 16 |
| | # HERIDOS | 103 | 81 | 106 | 112 | 58 | 32 | 91 | 97 | 98 | 69 | 95 | 95 |
| | DAÑOS MATERIALES (MILLONES $) | 2.5800 | 2.9476 | 3.1485 | 3.3380 | 1.8566 | 1.2782 | 3.0943 | 2.8900 | 2.4080 | 2.5858 | 1.5653 | 1.9527 |

# *ACCIDENTES POR DIA DE LA SEMANA Y CONDICIONES DE LUZ*
## *( 2 0 0 6 )*

***C H I A P A S***

| CARRETERA / TRAMO | ACCIDENTES | DIA DE LA SEMANA | | | | | | | CONDICIONES DE LUZ | | | |
|---|---|---|---|---|---|---|---|---|---|---|---|---|
| | | LUNES | MARTES | MIERCOLES | JUEVES | VIERNES | SABADO | DOMINGO | DE DIA | CREPUSCULO | DE NOCHE | ALUMBRADO PUBLICO |
| TAPANATEPEC - TALISMAN<br>LIM. EDOS. OAX/CHIS - TALISMAN | # DE ACC. | 21 | 17 | 23 | 15 | 18 | 21 | 26 | 91 | 9 | 41 | |
| | # DE ACC. MORTALES | 4 | 3 | 5 | 4 | 2 | 7 | 2 | 19 | 1 | 7 | |
| TUXTLA GUTIERREZ - CD. CUAUHTEMOC | # DE ACC. | 24 | 28 | 18 | 15 | 24 | 28 | 30 | 82 | 11 | 74 | |
| | # DE ACC. MORTALES | 1 | 2 | 2 | 5 | 2 | 10 | 5 | 14 | 1 | 12 | |
| TAPANATEPEC - TUXTLA GUTIERREZ<br>LIM. EDOS. OAX/CHIS - TUXTLA GUTIERREZ | # DE ACC. | 24 | 11 | 3 | 9 | 13 | 15 | 21 | 57 | 5 | 34 | |
| | # DE ACC. MORTALES | 5 | 2 | 1 | 4 | 1 | 2 | 6 | 12 | 1 | 8 | |
| CATAZAJA - T.C.(TUXTLA GTZ-CD. CUAUHTEMOC)<br>PLAYAS DE CATAZAJA - RANCHO NUEVO | # DE ACC. | 12 | 9 | 7 | 4 | 10 | 17 | 8 | 42 | 2 | 23 | |
| | # DE ACC. MORTALES | 2 | 1 | | | 2 | 3 | | 6 | 1 | 1 | |
| VILLAHERMOSA - ESCOPETAZO<br>LIM. EDOS. TAB/CHIS - "T" ESCOPETAZO | # DE ACC. | 2 | 6 | 4 | 5 | 5 | 10 | 1 | 9 | 4 | 20 | |
| | # DE ACC. MORTALES | | 1 | | | 1 | 1 | | | 1 | 2 | |
| HUIXTLA - "T" EL JOCOTE | # DE ACC. | 4 | 6 | 2 | 8 | 8 | 2 | 3 | 10 | | 23 | |
| | # DE ACC. MORTALES | | 1 | | 1 | 1 | | | | | 3 | |
| LAS CRUCES - ARRIAGA | # DE ACC. | | | | | | | | | | | |
| | # DE ACC. MORTALES | | | | | | | | | | | |
| TAPACHULA - PUERTO MADERO | # DE ACC. | 2 | | 1 | 2 | | 1 | 2 | 4 | | 4 | |
| | # DE ACC. MORTALES | | | | | | 1 | | | | 1 | |
| RAMAL A CD. HIDALGO | # DE ACC. | 1 | 1 | 4 | 2 | 1 | 2 | | 5 | | 6 | |
| | # DE ACC. MORTALES | | | | | | 1 | | 1 | | | |
| RAMAL A UNION JUAREZ | # DE ACC. | 1 | 1 | 1 | 2 | | 2 | 4 | 4 | 1 | 6 | |
| | # DE ACC. MORTALES | | | 1 | 1 | | | | 2 | | | |
| T.C.(TAPACHULA-PTO. MADERO) - CD. HIDALGO<br>JARITAS - CD. HIDALGO | # DE ACC. | 3 | | 5 | 2 | 1 | | 4 | 9 | 1 | 5 | |
| | # DE ACC. MORTALES | 3 | | | | | | | 2 | | 1 | |
| LAS LIMAS - ANGOSTURA<br>RAMAL A LA ANGOSTURA | # DE ACC. | 5 | 1 | 1 | 1 | | 2 | 3 | 10 | | 3 | |
| | # DE ACC. MORTALES | | | | | | | | | | | |
| TERAN - CHICOASEN<br>RAMAL A PRESA CHICOASEN | # DE ACC. | 4 | 1 | 1 | 3 | 1 | 2 | 2 | 4 | | 10 | |
| | # DE ACC. MORTALES | | 1 | 1 | | | | | 1 | | 1 | |
| LAS DELICIAS - LA POCHOTA<br>ALTERNA A BERRIOZABAL | # DE ACC. | 2 | 5 | 1 | | 2 | 4 | 1 | 5 | | 10 | |
| | # DE ACC. MORTALES | | | | | | | | | | | |

# *ACCIDENTES POR DIA DE LA SEMANA Y CONDICIONES DE LUZ*
## *( 2 0 0 6 )*

***C H I A P A S***

| CARRETERA / TRAMO | ACCIDENTES | DIA DE LA SEMANA | | | | | | | CONDICIONES DE LUZ | | | |
|---|---|---|---|---|---|---|---|---|---|---|---|---|
| | | LUNES | MARTES | MIERCOLES | JUEVES | VIERNES | SABADO | DOMINGO | DE DIA | CREPUSCULO | DE NOCHE | ALUMBRADO PUBLICO |
| LIBRAMIENTO DE OCOZOCOAUTLA | # DE ACC. | 1 | | 1 | | | | | 1 | | 1 | |
| | # DE ACC. MORTALES | | | | | | | | | | | |
| BENEMERITO DE LAS AMERICAS - PALENQUE FRONTERIZA DEL SUR | # DE ACC. | | 4 | 1 | 2 | 2 | | | 5 | 1 | 3 | |
| | # DE ACC. MORTALES | | | | | | | | | | | |
| LA TRINITARIA - BENEMERITO DE LAS AMERICAS RAMAL A LAGOS DE MONTEBELLO | # DE ACC. | 1 | 4 | | | 1 | | 1 | 3 | | 4 | |
| | # DE ACC. MORTALES | | | | | | | | | | | |
| RAMAL A PARQUE CAÑON DEL SUMIDERO | # DE ACC. | | | | | | | | | | | |
| | # DE ACC. MORTALES | | | | | | | | | | | |
| RAMAL A PUERTO ARISTA | # DE ACC. | 1 | | | | | | | 1 | | | |
| | # DE ACC. MORTALES | | | | | | | | | | | |
| RAMAL A PAREDON | # DE ACC. | | | | | 1 | | | | | 1 | |
| | # DE ACC. MORTALES | | | | | | | | | | | |
| BENEMERITO DE LAS AMERICAS - PALENQUE RAMAL A RUINAS DE BONAMPAK | # DE ACC. | | | | | | | | | | | |
| | # DE ACC. MORTALES | | | | | | | | | | | |
| RAMAL A PESQUERIA LA GLORIA | # DE ACC. | | | | | | | | | | | |
| | # DE ACC. MORTALES | | | | | | | | | | | |
| RAMAL A BASE NAVAL | # DE ACC. | | 1 | | | | | 1 | 1 | | 1 | |
| | # DE ACC. MORTALES | | 1 | | | | | 1 | 1 | | 1 | |
| RAMAL A ZONA ARQUEOLOGICA DE PALENQUE | # DE ACC. | | 1 | | | | | 1 | 1 | | 1 | |
| | # DE ACC. MORTALES | | | | | | | | | | | |
| TAPANATEPEC - TALISMAN LIBRAMIENTO DE TAPACHULA | # DE ACC. | | | | | | | | | | | |
| | # DE ACC. MORTALES | | | | | | | | | | | |
| TAPANATEPEC - TALISMAN RAMAL A TRES PICOS | # DE ACC. | | | | | | | | | | | |
| | # DE ACC. MORTALES | | | | | | | | | | | |
| VILLAHEMOSA - ESCOPETAZO RAMAL A ESTACIÓN EL SUSPIRO | # DE ACC. | | | | | | | | | | | |
| | # DE ACC. MORTALES | | | | | | | | | | | |
| RAMAL A CASCADAS DE AGUA AZUL | # DE ACC. | | | | | | | | | | | |
| | # DE ACC. MORTALES | | | | | | | | | | | |

# *ACCIDENTES POR DIA DE LA SEMANA Y CONDICIONES DE LUZ*
## *( 2 0 0 6 )*

***C H I A P A S***

| CARRETERA / TRAMO | ACCIDENTES | DIA DE LA SEMANA | | | | | | | CONDICIONES DE LUZ | | | |
|---|---|---|---|---|---|---|---|---|---|---|---|---|
| | | LUNES | MARTES | MIERCOLES | JUEVES | VIERNES | SABADO | DOMINGO | DE DIA | CREPUSCULO | DE NOCHE | ALUMBRADO PUBLICO |
| RAMAL A ZONA ARQUEOLOGICA DE BONAMPAK<br>RAMAL A ZONA ARQUEOLOGICA LA CANJÁ | # DE ACC. | | | | | | | | | | | |
| | # DE ACC. MORTALES | | | | | | | | | | | |
| TAPACHULA - PUERTO MADERO<br>RAMAL A ESCOLLERAS | # DE ACC. | | | | | | | | | | | |
| | # DE ACC. MORTALES | | | | | | | | | | | |
| TAPANATEPEC - TUXTLA GUTIERREZ<br>RAMAL A JIQUIPILAS | # DE ACC. | | | | | | | | | | | |
| | # DE ACC. MORTALES | | | | | | | | | | | |
| TUXTLA GUTIERREZ - CD. CUAUHTEMOC<br>RAMAL A CERRO HUECO | # DE ACC. | | | | | | | | | | | |
| | # DE ACC. MORTALES | | | | | | | | | | | |
| TUXTLA GUTIERREZ - CD. CUAUHTEMOC<br>RAMAL AL CHORREADERO | # DE ACC. | | | | | | | | | | | |
| | # DE ACC. MORTALES | | | | | | | | | | | |
| CATAZAJÁ - T.C. (TUXTLA GTZ. - CD. CUAUHTEMOC)<br>RAMAL A CASCADAS DE MISOL-HA | # DE ACC. | | | | | | | | | | | |
| | # DE ACC. MORTALES | | | | | | | | | | | |
| CATAZAJÁ - T.C. (TUXTLA GTZ. - CD. CUAUHTEMOC)<br>RAMAL A PALENQUE | # DE ACC. | | | | | | | | | | | |
| | # DE ACC. MORTALES | | | | | | | | | | | |
| LAS CHOAPAS - OCOZOCOAUTLA (D) | # DE ACC. | 4 | 6 | 3 | 2 | | 4 | 3 | 18 | 1 | 3 | |
| | # DE ACC. MORTALES | 2 | 1 | | 1 | | 1 | | 5 | | | |
| TUXTLA GUTIÉRREZ - SAN CRISTÓBAL DE LAS CASAS (D) | # DE ACC. | 6 | 3 | 3 | 6 | 1 | 4 | 7 | 17 | 3 | 10 | |
| | # DE ACC. MORTALES | 2 | | | 1 | | 1 | 2 | 3 | 1 | 2 | |
| MALPASO - EL BELLOTE | # DE ACC. | 1 | | | 1 | | 1 | | 3 | | | |
| | # DE ACC. MORTALES | | | | | | | | | | | |

*TOTAL DE ACCIDENTES POR DIA DE LA SEMANA Y CONDICIONES DE LUZ*

| ESTADO | ACCIDENTES | DIA DE LA SEMANA | | | | | | | CONDICIONES DE LUZ | | | |
|---|---|---|---|---|---|---|---|---|---|---|---|---|
| | | LUNES | MARTES | MIERCOLES | JUEVES | VIERNES | SABADO | DOMINGO | DE DIA | CREPUSCULO | DE NOCHE | ALUMBRADO PUBLICO |
| ***C H I A P A S*** | # DE ACC. | 119 | 105 | 79 | 79 | 88 | 115 | 118 | 382 | 38 | 283 | |
| | # DE ACC. MORTALES | 19 | 13 | 10 | 17 | 9 | 27 | 16 | 66 | 6 | 39 | |

# *ACCIDENTES EN PERIODOS FESTIVOS*
## *( 2 0 0 6 )*

***C H I A P A S***

| CARRETERA Y TRAMO | SALDOS | AÑO NUEVO 311205 AL 010106 | 5 DE FEBRERO 030206 AL 050206 | 21 DE MARZO 200306 AL 220306 | SEMANA SANTA 120306 AL 160406 | DIA DEL TRABAJO 010506 AL 030506 | 5 DE MAYO 050506 AL 060506 | DIA DE LA INDEPENDENCIA 160906 AL 170906 | DIA DE MUERTOS 011106 AL 021106 | DIA DE LA REVOLUCION 191106 AL 211106 | NAVIDAD 241206 AL 281206 |
|---|---|---|---|---|---|---|---|---|---|---|---|
| TAPANATEPEC - TALISMAN<br>LIM. EDOS. OAX/CHIS - TALISMAN | # ACCIDENTES | 2 | | 3 | 5 | | | 1 | 2 | 1 | 1 |
| | # MUERTOS | 1 | | | 4 | | | | 3 | | |
| | # HERIDOS | 2 | | 5 | 5 | | | 2 | 4 | | |
| | DAÑOS MATERIALES (MILLONES $) | 0.0300 | 0.0000 | 0.1350 | 0.4640 | 0.0000 | 0.0000 | 0.0300 | 0.1070 | 0.0050 | 0.0150 |
| TUXTLA GUTIERREZ - CD. CUAUHTEMOC | # ACCIDENTES | | 1 | 2 | 3 | | 2 | 1 | | 1 | |
| | # MUERTOS | | | | 1 | | | | | | |
| | # HERIDOS | | | 3 | 5 | | 2 | | | 3 | |
| | DAÑOS MATERIALES (MILLONES $) | 0.0000 | 0.0350 | 0.1855 | 0.2760 | 0.0000 | 0.0961 | 0.0250 | 0.0000 | 0.0250 | 0.0000 |
| TAPANATEPEC - TUXTLA GUTIERREZ<br>LIM. EDOS. OAX/CHIS - TUXTLA GUTIERREZ | # ACCIDENTES | 1 | | | 1 | | 1 | 1 | 1 | 1 | 1 |
| | # MUERTOS | 1 | | | | | | | | | 1 |
| | # HERIDOS | | | | | | 5 | | 1 | | |
| | DAÑOS MATERIALES (MILLONES $) | 0.0600 | 0.0000 | 0.0000 | 0.0005 | 0.0000 | 0.0550 | 0.0100 | 0.0400 | 0.0520 | 0.0600 |
| CATAZAJA - T.C.(TUXTLA GTZ-CD. CUAUHTEMOC)<br>PLAYAS DE CATAZAJA - RANCHO NUEVO | # ACCIDENTES | 2 | 1 | | 4 | 2 | | | 1 | | |
| | # MUERTOS | 1 | | | 1 | | | | | | |
| | # HERIDOS | 4 | 5 | | 13 | 5 | | | | | |
| | DAÑOS MATERIALES (MILLONES $) | 0.1350 | 0.0500 | 0.0000 | 0.1920 | 0.0950 | 0.0000 | 0.0000 | 0.0280 | 0.0000 | 0.0000 |
| VILLAHERMOSA - ESCOPETAZO<br>LIM. EDOS. TAB/CHIS - "T" ESCOPETAZO | # ACCIDENTES | 1 | | | | 2 | | | | | 1 |
| | # MUERTOS | | | | | | | | | | |
| | # HERIDOS | | | | | 2 | | | | | |
| | DAÑOS MATERIALES (MILLONES $) | 0.0100 | 0.0000 | 0.0000 | 0.0000 | 0.0400 | 0.0000 | 0.0000 | 0.0000 | 0.0000 | 0.0100 |
| HUIXTLA - "T" EL JOCOTE | # ACCIDENTES | 1 | | 1 | 1 | | | 1 | | | 1 |
| | # MUERTOS | | | | | | | | | | |
| | # HERIDOS | | | | | | | | | | |
| | DAÑOS MATERIALES (MILLONES $) | 0.0000 | 0.0000 | 0.0200 | 0.0200 | 0.0000 | 0.0000 | 0.0050 | 0.0000 | 0.0000 | 0.0000 |
| LAS CRUCES - ARRIAGA | # ACCIDENTES | | | | | | | | | | |
| | # MUERTOS | | | | | | | | | | |
| | # HERIDOS | | | | | | | | | | |
| | DAÑOS MATERIALES (MILLONES $) | 0.0000 | 0.0000 | 0.0000 | 0.0000 | 0.0000 | 0.0000 | 0.0000 | 0.0000 | 0.0000 | 0.0000 |
| TAPACHULA - PUERTO MADERO | # ACCIDENTES | | | | | | | | | | |
| | # MUERTOS | | | | | | | | | | |
| | # HERIDOS | | | | | | | | | | |
| | DAÑOS MATERIALES (MILLONES $) | 0.0000 | 0.0000 | 0.0000 | 0.0000 | 0.0000 | 0.0000 | 0.0000 | 0.0000 | 0.0000 | 0.0000 |
| RAMAL A CD. HIDALGO | # ACCIDENTES | | | | | | | | | | |
| | # MUERTOS | | | | | | | | | | |
| | # HERIDOS | | | | | | | | | | |
| | DAÑOS MATERIALES (MILLONES $) | 0.0000 | 0.0000 | 0.0000 | 0.0000 | 0.0000 | 0.0000 | 0.0000 | 0.0000 | 0.0000 | 0.0000 |
| RAMAL A UNION JUAREZ | # ACCIDENTES | | 1 | 1 | 2 | | | | | | |
| | # MUERTOS | | | 1 | | | | | | | |
| | # HERIDOS | | 5 | 1 | 3 | | | | | | |
| | DAÑOS MATERIALES (MILLONES $) | 0.0000 | 0.0550 | 0.0170 | 0.0530 | 0.0000 | 0.0000 | 0.0000 | 0.0000 | 0.0000 | 0.0000 |

# *ACCIDENTES EN PERIODOS FESTIVOS*
## *( 2 0 0 6 )*

***C H I A P A S***

| CARRETERA Y TRAMO | SALDOS | AÑO NUEVO 311205 AL 010106 | 5 DE FEBRERO 030206 AL 050206 | 21 DE MARZO 200306 AL 220306 | SEMANA SANTA 120306 AL 160406 | DIA DEL TRABAJO 010506 AL 030506 | 5 DE MAYO 050506 AL 060506 | DIA DE LA INDEPENDENCIA 160906 AL 170906 | DIA DE MUERTOS 011106 AL 021106 | DIA DE LA REVOLUCION 191106 AL 211106 | NAVIDAD 241206 AL 281206 |
|---|---|---|---|---|---|---|---|---|---|---|---|
| T.C.(TAPACHULA-PTO. MADERO) - CD. HIDALGO JARITAS - CD. HIDALGO | # ACCIDENTES | 1 | | | 1 | | | | | | |
| | # MUERTOS | 2 | | | | | | | | | |
| | # HERIDOS | 1 | | | 1 | | | | | | |
| | DAÑOS MATERIALES (MILLONES $) | 0.0500 | 0.0000 | 0.0000 | 0.0110 | 0.0000 | 0.0000 | 0.0000 | 0.0000 | 0.0000 | 0.0000 |
| LAS LIMAS - ANGOSTURA RAMAL A LA ANGOSTURA | # ACCIDENTES | | | | | | | | | | |
| | # MUERTOS | | | | | | | | | | |
| | # HERIDOS | | | | | | | | | | |
| | DAÑOS MATERIALES (MILLONES $) | 0.0000 | 0.0000 | 0.0000 | 0.0000 | 0.0000 | 0.0000 | 0.0000 | 0.0000 | 0.0000 | 0.0000 |
| TERAN - CHICOASEN RAMAL A PRESA CHICOASEN | # ACCIDENTES | | 1 | | | | | | | | |
| | # MUERTOS | | | | | | | | | | |
| | # HERIDOS | | 2 | | | | | | | | |
| | DAÑOS MATERIALES (MILLONES $) | 0.0000 | 0.0230 | 0.0000 | 0.0000 | 0.0000 | 0.0000 | 0.0000 | 0.0000 | 0.0000 | 0.0000 |
| LAS DELICIAS - LA POCHOTA ALTERNA A BERRIOZABAL | # ACCIDENTES | 1 | | | | | | | | | 1 |
| | # MUERTOS | | | | | | | | | | |
| | # HERIDOS | | | | | | | | | | |
| | DAÑOS MATERIALES (MILLONES $) | 0.0100 | 0.0000 | 0.0000 | 0.0000 | 0.0000 | 0.0000 | 0.0000 | 0.0000 | 0.0000 | 0.0100 |
| LIBRAMIENTO DE OCOZOCOAUTLA | # ACCIDENTES | | | | | | | | | | |
| | # MUERTOS | | | | | | | | | | |
| | # HERIDOS | | | | | | | | | | |
| | DAÑOS MATERIALES (MILLONES $) | 0.0000 | 0.0000 | 0.0000 | 0.0000 | 0.0000 | 0.0000 | 0.0000 | 0.0000 | 0.0000 | 0.0000 |
| BENEMERITO DE LAS AMERICAS - PALENQUE FRONTERIZA DEL SUR | # ACCIDENTES | | | | | | | | | | |
| | # MUERTOS | | | | | | | | | | |
| | # HERIDOS | | | | | | | | | | |
| | DAÑOS MATERIALES (MILLONES $) | 0.0000 | 0.0000 | 0.0000 | 0.0000 | 0.0000 | 0.0000 | 0.0000 | 0.0000 | 0.0000 | 0.0000 |
| LA TRINITARIA - BENEMERITO DE LAS AMERICAS RAMAL A LAGOS DE MONTEBELLO | # ACCIDENTES | | | 1 | | | | | | 1 | |
| | # MUERTOS | | | | | | | | | | |
| | # HERIDOS | | | | | | | | | | |
| | DAÑOS MATERIALES (MILLONES $) | 0.0000 | 0.0000 | 0.0000 | 0.0000 | 0.0000 | 0.0000 | 0.0000 | 0.0000 | 0.0400 | 0.0000 |
| RAMAL A PARQUE CAÑON DEL SUMIDERO | # ACCIDENTES | | | | | | | | | | |
| | # MUERTOS | | | | | | | | | | |
| | # HERIDOS | | | | | | | | | | |
| | DAÑOS MATERIALES (MILLONES $) | 0.0000 | 0.0000 | 0.0000 | 0.0000 | 0.0000 | 0.0000 | 0.0000 | 0.0000 | 0.0000 | 0.0000 |
| RAMAL A PUERTO ARISTA | # ACCIDENTES | 1 | | | | | | | | | |
| | # MUERTOS | | | | | | | | | | |
| | # HERIDOS | | | | | | | | | | |
| | DAÑOS MATERIALES (MILLONES $) | 0.0080 | 0.0000 | 0.0000 | 0.0000 | 0.0000 | 0.0000 | 0.0000 | 0.0000 | 0.0000 | 0.0000 |
| RAMAL A PAREDON | # ACCIDENTES | | | | | | | | | | |
| | # MUERTOS | | | | | | | | | | |
| | # HERIDOS | | | | | | | | | | |
| | DAÑOS MATERIALES (MILLONES $) | 0.0000 | 0.0000 | 0.0000 | 0.0000 | 0.0000 | 0.0000 | 0.0000 | 0.0000 | 0.0000 | 0.0000 |

# *ACCIDENTES EN PERIODOS FESTIVOS*
## *( 2 0 0 6 )*

***C H I A P A S***

| CARRETERA Y TRAMO | SALDOS | AÑO NUEVO 311205 AL 010106 | 5 DE FEBRERO 030206 AL 050206 | 21 DE MARZO 200306 AL 220306 | SEMANA SANTA 120306 AL 160406 | DIA DEL TRABAJO 010506 AL 030506 | 5 DE MAYO 050506 AL 060506 | DIA DE LA INDEPENDENCIA 160906 AL 170906 | DIA DE MUERTOS 011106 AL 021106 | DIA DE LA REVOLUCION 191106 AL 211106 | NAVIDAD 241206 AL 281206 |
|---|---|---|---|---|---|---|---|---|---|---|---|
| BENEMERITO DE LAS AMERICAS - PALENQUE RAMAL A RUINAS DE BONAMPAK | # ACCIDENTES | | | | | | | | | | |
| | # MUERTOS | | | | | | | | | | |
| | # HERIDOS | | | | | | | | | | |
| | DAÑOS MATERIALES (MILLONES $) | 0.0000 | 0.0000 | 0.0000 | 0.0000 | 0.0000 | 0.0000 | 0.0000 | 0.0000 | 0.0000 | 0.0000 |
| RAMAL A PESQUERIA LA GLORIA | # ACCIDENTES | | | | | | | | | | |
| | # MUERTOS | | | | | | | | | | |
| | # HERIDOS | | | | | | | | | | |
| | DAÑOS MATERIALES (MILLONES $) | 0.0000 | 0.0000 | 0.0000 | 0.0000 | 0.0000 | 0.0000 | 0.0000 | 0.0000 | 0.0000 | 0.0000 |
| RAMAL A BASE NAVAL | # ACCIDENTES | | | | | | | | | | |
| | # MUERTOS | | | | | | | | | | |
| | # HERIDOS | | | | | | | | | | |
| | DAÑOS MATERIALES (MILLONES $) | 0.0000 | 0.0000 | 0.0000 | 0.0000 | 0.0000 | 0.0000 | 0.0000 | 0.0000 | 0.0000 | 0.0000 |
| RAMAL A ZONA ARQUEOLOGICA DE PALENQUE | # ACCIDENTES | | | | | 1 | | | | | |
| | # MUERTOS | | | | | | | | | | |
| | # HERIDOS | | | | | 1 | | | | | |
| | DAÑOS MATERIALES (MILLONES $) | 0.0000 | 0.0000 | 0.0000 | 0.0000 | 0.0150 | 0.0000 | 0.0000 | 0.0000 | 0.0000 | 0.0000 |
| TAPANATEPEC - TALISMAN LIBRAMIENTO DE TAPACHULA | # ACCIDENTES | | | | | | | | | | |
| | # MUERTOS | | | | | | | | | | |
| | # HERIDOS | | | | | | | | | | |
| | DAÑOS MATERIALES (MILLONES $) | 0.0000 | 0.0000 | 0.0000 | 0.0000 | 0.0000 | 0.0000 | 0.0000 | 0.0000 | 0.0000 | 0.0000 |
| TAPANATEPEC - TALISMAN RAMAL A TRES PICOS | # ACCIDENTES | | | | | | | | | | |
| | # MUERTOS | | | | | | | | | | |
| | # HERIDOS | | | | | | | | | | |
| | DAÑOS MATERIALES (MILLONES $) | 0.0000 | 0.0000 | 0.0000 | 0.0000 | 0.0000 | 0.0000 | 0.0000 | 0.0000 | 0.0000 | 0.0000 |
| VILLAHEMOSA - ESCOPETAZO RAMAL A ESTACIÓN EL SUSPIRO | # ACCIDENTES | | | | | | | | | | |
| | # MUERTOS | | | | | | | | | | |
| | # HERIDOS | | | | | | | | | | |
| | DAÑOS MATERIALES (MILLONES $) | 0.0000 | 0.0000 | 0.0000 | 0.0000 | 0.0000 | 0.0000 | 0.0000 | 0.0000 | 0.0000 | 0.0000 |
| RAMAL A CASCADAS DE AGUA AZUL | # ACCIDENTES | | | | | | | | | | |
| | # MUERTOS | | | | | | | | | | |
| | # HERIDOS | | | | | | | | | | |
| | DAÑOS MATERIALES (MILLONES $) | 0.0000 | 0.0000 | 0.0000 | 0.0000 | 0.0000 | 0.0000 | 0.0000 | 0.0000 | 0.0000 | 0.0000 |
| RAMAL A ZONA ARQUEOLOGICA DE BONAMPAK RAMAL A ZONA ARQUEOLOGICA LA CANJÁ | # ACCIDENTES | | | | | | | | | | |
| | # MUERTOS | | | | | | | | | | |
| | # HERIDOS | | | | | | | | | | |
| | DAÑOS MATERIALES (MILLONES $) | 0.0000 | 0.0000 | 0.0000 | 0.0000 | 0.0000 | 0.0000 | 0.0000 | 0.0000 | 0.0000 | 0.0000 |
| TAPACHULA - PUERTO MADERO RAMAL A ESCOLLERAS | # ACCIDENTES | | | | | | | | | | |
| | # MUERTOS | | | | | | | | | | |
| | # HERIDOS | | | | | | | | | | |
| | DAÑOS MATERIALES (MILLONES $) | 0.0000 | 0.0000 | 0.0000 | 0.0000 | 0.0000 | 0.0000 | 0.0000 | 0.0000 | 0.0000 | 0.0000 |
| TAPANATEPEC - TUXTLA GUTIERREZ RAMAL A JIQUIPILAS | # ACCIDENTES | | | | | | | | | | |
| | # MUERTOS | | | | | | | | | | |
| | # HERIDOS | | | | | | | | | | |

# *ACCIDENTES EN PERIODOS FESTIVOS*
## *( 2 0 0 6 )*

***C H I A P A S***

| CARRETERA Y TRAMO | SALDOS | AÑO NUEVO 311205 AL 010106 | 5 DE FEBRERO 030206 AL 050206 | 21 DE MARZO 200306 AL 220306 | SEMANA SANTA 120306 AL 160406 | DIA DEL TRABAJO 010506 AL 030506 | 5 DE MAYO 050506 AL 060506 | DIA DE LA INDEPENDENCIA 160906 AL 170906 | DIA DE MUERTOS 011106 AL 021106 | DIA DE LA REVOLUCION 191106 AL 211106 | NAVIDAD 241206 AL 281206 |
|---|---|---|---|---|---|---|---|---|---|---|---|
| | DAÑOS MATERIALES (MILLONES $) | 0.0000 | 0.0000 | 0.0000 | 0.0000 | 0.0000 | 0.0000 | 0.0000 | 0.0000 | 0.0000 | 0.0000 |
| TUXTLA GUTIERREZ - CD. CUAUHTEMOC RAMAL A CERRO HUECO | # ACCIDENTES | | | | | | | | | | |
| | # MUERTOS | | | | | | | | | | |
| | # HERIDOS | | | | | | | | | | |
| | DAÑOS MATERIALES (MILLONES $) | 0.0000 | 0.0000 | 0.0000 | 0.0000 | 0.0000 | 0.0000 | 0.0000 | 0.0000 | 0.0000 | 0.0000 |
| TUXTLA GUTIERREZ - CD. CUAUHTEMOC RAMAL AL CHORREADERO | # ACCIDENTES | | | | | | | | | | |
| | # MUERTOS | | | | | | | | | | |
| | # HERIDOS | | | | | | | | | | |
| | DAÑOS MATERIALES (MILLONES $) | 0.0000 | 0.0000 | 0.0000 | 0.0000 | 0.0000 | 0.0000 | 0.0000 | 0.0000 | 0.0000 | 0.0000 |
| CATAZAJÁ - T.C. (TUXTLA GTZ. - CD. CUAUHTEMOC) RAMAL A CASCADAS DE MISOL-HA | # ACCIDENTES | | | | | | | | | | |
| | # MUERTOS | | | | | | | | | | |
| | # HERIDOS | | | | | | | | | | |
| | DAÑOS MATERIALES (MILLONES $) | 0.0000 | 0.0000 | 0.0000 | 0.0000 | 0.0000 | 0.0000 | 0.0000 | 0.0000 | 0.0000 | 0.0000 |
| CATAZAJÁ - T.C. (TUXTLA GTZ. - CD. CUAUHTEMOC) RAMAL A PALENQUE | # ACCIDENTES | | | | | | | | | | |
| | # MUERTOS | | | | | | | | | | |
| | # HERIDOS | | | | | | | | | | |
| | DAÑOS MATERIALES (MILLONES $) | 0.0000 | 0.0000 | 0.0000 | 0.0000 | 0.0000 | 0.0000 | 0.0000 | 0.0000 | 0.0000 | 0.0000 |
| LAS CHOAPAS - OCOZOCOAUTLA (D) | # ACCIDENTES | 1 | | | | | | | | | 1 |
| | # MUERTOS | | | | | | | | | | |
| | # HERIDOS | | | | | | | | | | |
| | DAÑOS MATERIALES (MILLONES $) | 0.0010 | 0.0000 | 0.0000 | 0.0000 | 0.0000 | 0.0000 | 0.0000 | 0.0000 | 0.0000 | 0.0010 |
| TUXTLA GUTIÉRREZ - SAN CRISTÓBAL DE LAS CASAS (D) | # ACCIDENTES | | | | | | | 2 | | | |
| | # MUERTOS | | | | | | | 2 | | | |
| | # HERIDOS | | | | | | | 5 | | | |
| | DAÑOS MATERIALES (MILLONES $) | 0.0000 | 0.0000 | 0.0000 | 0.0000 | 0.0000 | 0.0000 | 0.1300 | 0.0000 | 0.0000 | 0.0000 |
| MALPASO - EL BELLOTE | # ACCIDENTES | | | | | | | | | | |
| | # MUERTOS | | | | | | | | | | |
| | # HERIDOS | | | | | | | | | | |
| | DAÑOS MATERIALES (MILLONES $) | 0.0000 | 0.0000 | 0.0000 | 0.0000 | 0.0000 | 0.0000 | 0.0000 | 0.0000 | 0.0000 | 0.0000 |

*TOTAL DE ACCIDENTES EN PERIODOS FESTIVOS*

| | | | | | | | | | | | |
|---|---|---|---|---|---|---|---|---|---|---|---|
| **C H I A P A S** | # ACCIDENTES | 11 | 4 | 8 | 17 | 5 | 3 | 6 | 4 | 4 | 6 |
| | # MUERTOS | 5 | | 1 | 6 | | | 2 | 3 | | 1 |
| | # HERIDOS | 7 | 12 | 9 | 27 | 8 | 7 | 7 | 5 | 3 | |
| | DAÑOS MATERIALES (MILLONES $) | .3040 | .1630 | .3575 | 1.0165 | .1500 | .1511 | .2000 | .1750 | .1220 | .0960 |

# *ACCIDENTES POR KILOMETRO*

# *( 2 0 0 6 )*

**CARRETERA : TAPANATEPEC - TALISMAN**

**TRAMO: LIMITE DE EDOS. OAXACA/CHIAPAS - TALISMAN**

**DEL KM: 25 + 000**
**AL KM: 60 + 000**

KILOMETRO: 25, 30, 35, 40, 45, 50, 55, 60

| SALDOS: MUERTOS | SALDOS: HERIDOS | SALDOS: DAÑOS MATERIALES ($) | CAUSAS: CONDUCTOR | CAUSAS: PEATON O PASAJEROS | CAUSAS: VEHICULO | CAUSAS: CAMINO | CAUSAS: GANADO | CAUSAS: AGENTE NATURAL | NUMERO Y CLASIFICACIÓN DEL ACCIDENTE |
|---|---|---|---|---|---|---|---|---|---|
| | 03 | 60000 | 01 | | | | | | B * * * * * * |
| | | 5000 | 01 | | | | | | A |
| 01 | | 78000 | 01 | | | | | | G † † † † † † |
| | 01 | 30000 | 01 | | | | | | A * * |
| | | 8000 | 01 | | | | | | G |
| | 02 | 25000 | 01 | | | | | | B * * * * |
| | | 60000 | 01 | | | | | | B |
| 01 | 12 | 54500 | 01 | | | | | | G * * * * * * * * * * * * * * * * * * * * * * * * † † † † † † |
| 12 | 04 | 163000 | 01 | | | | | | G * * * * * * * * † † † † † † † † † † † † † † † † † † † † † † † † † † † † † † † † † † |
| | | 80000 | 01 | | | | | | G |
| | | 35000 | 01 | | 01 | | | | A A |

NUMERO Y CLASIFICACIÓN DEL ACCIDENTE: 5, 10, 15, 20, 25, 30, 35, 40, 45

**DEL KM: 60 + 000**
**AL KM: 95 + 000**

KILOMETRO: 60, 65, 70, 75, 80, 85, 90, 95

| SALDOS: MUERTOS | SALDOS: HERIDOS | SALDOS: DAÑOS MATERIALES ($) | CAUSAS: CONDUCTOR | CAUSAS: PEATON O PASAJEROS | CAUSAS: VEHICULO | CAUSAS: CAMINO | CAUSAS: GANADO | CAUSAS: AGENTE NATURAL | NUMERO Y CLASIFICACIÓN DEL ACCIDENTE |
|---|---|---|---|---|---|---|---|---|---|
| 01 | 02 | 57000 | 2 | | | | | | E G * * * * † † † † † † |
| 1 | 2 | 80,000 | 2 | | | | | | A B * * * * † † † † † † |
| 1 | | 20,000 | 1 | | | | | | A † † † † † † |
| 1 | | 92,000 | 2 | | | | | | A B † † † † † † |
| | 1 | 25,000 | 1 | | | | | | M * * |
| | | 15,000 | 1 | | | | | | E |
| | | 45,000 | | | | 1 | | | E |
| | | 65,000 | 1 | | | | | | A |
| | | 4,000 | | | | 1 | | | N |
| | | 18,000 | 1 | | | | | | G |
| | 1 | 88,000 | 2 | | | | | | A G * * |
| | | 40,000 | 1 | | | | | | A |
| | 1 | 85,000 | 1 | | | | | | E * * |
| | 3 | 21,500 | 1 | | | | | | G * * * * * * |

NUMERO Y CLASIFICACIÓN DEL ACCIDENTE: 5, 10, 15, 20, 25, 30, 35, 40, 45

| CLAVE | CLASIFICACION DEL ACCIDENTE | CLAVE | CLASIFICACION DEL ACCIDENTE |
|---|---|---|---|
| A | SALIDA DEL CAMINO | | COLISION SOBRE EL CAMINO |
| | | G | OTRO VEHICULO MOTOR EN TRANSITO |
| | SIN COLISION SOBRE EL CAMINO | H | OTRO VEHICULO MOTOR POR ALCANCE |
| B | VOLCADURA | J | VEHICULO MOTOR ESTACIONADO |
| C | CAIDA DE PASAJERO | K | FERROCARRIL |
| D | INCENDIO | L | BICICLETA |
| E | OTROS | M | ANIMAL |
| | COLISION SOBRE EL CAMINO | N | OBJETO FIJO |
| F | PEATON (ATROPELLAMIENTO) | O | OTROS OBJETOS |

ACCIDENTES EQUIVALENTES A DAÑOS MATERIALES

† UN MUERTO = 6 ACCIDENTES

* UN HERIDO = 2 ACCIDENTES

# *ACCIDENTES POR KILOMETRO*
# *( 2 0 0 6 )*

**CARRETERA : TAPANATEPEC - TALISMAN**
**TRAMO: LIMITE DE EDOS. OAXACA/CHIAPAS - TALISMAN**

**DEL KM: 95 + 000**
**AL KM: 130 + 000**

| KILOMETRO | MUERTOS | HERIDOS | DAÑOS MATERIALES ($) | CONDUCTOR | PEAO | PASAJERO | VEHICULO | CAMINO | GANADO | ANIMAL NATURAL |
|---|---|---|---|---|---|---|---|---|---|---|
| 95 | 1 | 2 | | 1 | | | | | | |
| | | | 120,000 | 1 | | | | | | |
| 100 | 2 | 5 | 60,000 | 3 | | | | | | |
| | 2 | 1 | 15,000 | 1 | | | | | | |
| 105 | | | | | | | | | | |
| | 3 | 1 | 45,000 | 1 | | | | | | |
| 110 | | | 20,000 | 1 | | | | | | |
| | | | 50,000 | 1 | | | | | | |
| 115 | | | | | | | | | | |
| | | | 170,000 | 2 | | 1 | | | | |
| 120 | | | | | | | | | | |
| | | | 256,000 | 2 | | | | | | |
| 125 | | | | | | | | | | |
| | | | 10,000 | | | | 1 | | | |
| | | 1 | 70,000 | 1 | | | | | | |
| 130 | | | | | | | | | | |

| KILOMETRO | NUMERO Y CLASIFICACIÓN DEL ACCIDENTE |
|---|---|
| 95 | A * * * * † † † † † † |
| | A |
| 100 | A A A * * * * * * * * * † † † † † † † † † † † † |
| | A * * † † † † † † † † † † † |
| 105 | |
| | A * * † † † † † † † † † † † † † † † † † |
| 110 | E |
| | A |
| 115 | |
| | A B B |
| 120 | |
| | A A |
| 125 | |
| | B |
| | A * * |
| 130 | |

**NUMERO Y CLASIFICACIÓN DEL ACCIDENTE**

**DEL KM: 130 + 000**
**AL KM: 165 + 000**

| KILOMETRO | MUERTOS | HERIDOS | DAÑOS MATERIALES ($) | CONDUCTOR | PEAO | PASAJERO | VEHICULO | CAMINO | GANADO | ANIMAL NATURAL |
|---|---|---|---|---|---|---|---|---|---|---|
| 130 | | | 35,000 | 1 | | | | | | |
| | 1 | | 180,000 | 1 | | | | | | |
| 135 | | | 40,000 | 1 | | | | | | |
| | | | 15,000 | 1 | | | | | | |
| 140 | | | 70,000 | 1 | | | | | | |
| | | 4 | 155,000 | 2 | | | | | | |
| 145 | | | 20,000 | 1 | | | | | | |
| | | 1 | 110,000 | 1 | | | | | | |
| 150 | | | 50,000 | 1 | | | | | | |
| | | | 80,000 | 2 | | | | | | |
| 155 | | 1 | 50,000 | 1 | | | | | | |
| | | | 30,000 | 1 | | | | | | |
| 160 | | 1 | 85,000 | 1 | | | | | | |
| 165 | | | | | | | | | | |

| KILOMETRO | NUMERO Y CLASIFICACIÓN DEL ACCIDENTE |
|---|---|
| 130 | G |
| | A † † † † † † |
| 135 | A |
| | E |
| 140 | |
| | G |
| 145 | A A * * * * * * * * |
| | A |
| 150 | J * * |
| | A |
| 155 | A B |
| | A * * |
| 160 | A |
| | H * * |
| 165 | |

**NUMERO Y CLASIFICACIÓN DEL ACCIDENTE**

| CLAVE | CLASIFICACION DEL ACCIDENTE | CLAVE | CLASIFICACION DEL ACCIDENTE |
|---|---|---|---|
| **A** | SALIDA DEL CAMINO | COLISION SOBRE EL CAMINO | |
| | | **G** | OTRO VEHICULO MOTOR EN TRANSITO |
| SIN COLISION SOBRE EL CAMINO | | **H** | OTRO VEHICULO MOTOR POR ALCANCE |
| **B** | VOLCADURA | **J** | VEHICULO MOTOR ESTACIONADO |
| **C** | CAIDA DE PASAJERO | **K** | FERROCARRIL |
| **D** | INCENDIO | **L** | BICICLETA |
| **E** | OTROS | **M** | ANIMAL |
| COLISION SOBRE EL CAMINO | | **N** | OBJETO FIJO |
| **F** | PEATON (ATROPELLAMIENTO) | **O** | OTROS OBJETOS |

ACCIDENTES EQUIVALENTES A DAÑOS MATERIALES
† UN MUERTO = 6 ACCIDENTES
* UN HERIDO = 2 ACCIDENTES

# *ACCIDENTES POR KILOMETRO*
# *( 2 0 0 6 )*

**CARRETERA : TAPANATEPEC - TALISMAN**
**TRAMO: LIMITE DE EDOS. OAXACA/CHIAPAS - TALISMAN**

**DEL KM: 165+000**
**AL KM: 200 + 000**

| MUERTOS | HERIDOS | DAÑOS MATERIALES ($) | CONDUCTOR | PEAO PAS | VEHICULO | CAMINO | GANADO | ANIMAL NATURAL | KILOMETRO | NUMERO Y CLASIFICACIÓN DEL ACCIDENTE |
|---|---|---|---|---|---|---|---|---|---|---|
| 1 | | 5,000 | 1 | | | | | | 165 | A † † † † † † |
| 1 | 1 | 44,000 | | | 1 | | | | | H * * † † † † † † |
| | 7 | 28,000 | 1 | | | | | | 170 | G * * * * * * * * * * * * * |
| | | 40,000 | 1 | | | | | | | G |
| 1 | | 10,500 | 1 | | | | | | | L † † † † † † |
| 1 | 2 | 60,000 | 1 | | | | | | 175 | A * * * * † † † † † † |
| | | | | | | | | | 180 | |
| | 2 | 84,000 | 1 | | | | | | 185 | J * * * * |
| | 2 | 120,000 | 1 | | | | | | | J * * * * |
| | 3 | 62,000 | 1 | | | | | | 190 | G * * * * * * |
| 1 | 1 | 11,000 | 2 | | | | | | | A G * * † † † † † † |
| | 2 | 10,000 | 1 | | | | | | 195 | A * * * * |
| | 1 | 10,000 | 1 | | | | | | | G * * |
| | | 8,000 | 1 | | | | | | 200 | A |
| 3 | 5 | 35,000 | 2 | | | | | | | A G * * * * * * * * * * * † † † † † † † † † † † † † † † † † † † † † † |
| | 2 | 7,000 | 1 | | | | | | | G * * * * |

**DEL KM: 200 + 000**
**AL KM: 235 + 000**

| MUERTOS | HERIDOS | DAÑOS MATERIALES ($) | CONDUCTOR | PEAO PAS | VEHICULO | CAMINO | GANADO | ANIMAL NATURAL | KILOMETRO | NUMERO Y CLASIFICACIÓN DEL ACCIDENTE |
|---|---|---|---|---|---|---|---|---|---|---|
| 1 | 3 | 42,300 | 3 | | | | | | 200 | G G L * * * * * * † † † † † |
| | 4 | 30,000 | 1 | | | | | | 205 | G * * * * * * * * |
| | | | | | | | | | 210 | |
| | 2 | 19,500 | 2 | | | | | | | G L * * * * |
| | 1 | 30,000 | 1 | | | | | | 215 | H * * |
| | | 15,000 | 1 | | | | | | | H |
| | 4 | 60,000 | 1 | | | | | | 220 | G * * * * * * * * |
| | 3 | 50,000 | 1 | | | | | | | A * * * * * * |
| | | | | | | | | | 225 | |
| 2 | 5 | 52,000 | 3 | | | | | | 230 | G G G * * * * * * * * * * † † † † † † † † † † † † † |
| | 2 | 31,000 | 2 | | | | | | | G G * * * * |
| | | 15,000 | 1 | | | | | | | M |
| | | 30,000 | 1 | | | | | | 235 | H |

**NUMERO Y CLASIFICACIÓN DEL ACCIDENTE**

| CLAVE | CLASIFICACION DEL ACCIDENTE | CLAVE | CLASIFICACION DEL ACCIDENTE |
|---|---|---|---|
| **A** | SALIDA DEL CAMINO | COLISION SOBRE EL CAMINO | |
| | | **G** | OTRO VEHICULO MOTOR EN TRANSITO |
| SIN COLISION SOBRE EL CAMINO | | **H** | OTRO VEHICULO MOTOR POR ALCANCE |
| **B** | VOLCADURA | **J** | VEHICULO MOTOR ESTACIONADO |
| **C** | CAIDA DE PASAJERO | **K** | FERROCARRIL |
| **D** | INCENDIO | **L** | BICICLETA |
| **E** | OTROS | **M** | ANIMAL |
| COLISION SOBRE EL CAMINO | | **N** | OBJETO FIJO |
| **F** | PEATON (ATROPELLAMIENTO) | **O** | OTROS OBJETOS |

ACCIDENTES EQUIVALENTES A DAÑOS MATERIALES
✝ UN MUERTO = 6 ACCIDENTES
✡ UN HERIDO = 2 ACCIDENTES

# *ACCIDENTES POR KILOMETRO*
# *( 2 0 0 6 )*

**CARRETERA : TAPANATEPEC - TALISMAN**
**TRAMO: LIMITE DE EDOS. OAXACA/CHIAPAS - TALISMAN**

**DEL KM: 235 + 000**
**AL KM: 270 + 000**

| SALDOS | MUERTOS | HERIDOS | DAÑOS MATERIALES ($) | CONDUCTOR | PEA O PAS | VEHICULO | CAMINO | GANADO | A NATURAL | KILOMETRO |
|---|---|---|---|---|---|---|---|---|---|---|
| | 1 | 1 | 15,000 | 1 | | | | | | 235 |
| | | 8 | 55,000 | 1 | | | | | | 240 |
| | | 1 | 80,000 | 1 | | | | | | 245 |
| | | | 10,000 | 1 | | | | | | 250 |
| | | 1 | 55,000 | 2 | | | | | | 255 |
| | | | 49,000 | 1 | | | | | | 260 |
| | 1 | 6 | 14,500 | 2 | | | | | | 265 |
| | | 4 | 62,000 | 2 | | | | | | 270 |
| | | | 27,000 | 2 | | | | | | 275 |
| | 1 | | 40,000 | 2 | | | | | | 280 |
| | | 1 | 94,000 | 4 | | | | | | 285 |
| | | 4 | 40,000 | 1 | | | | | | 290 |
| | 1 | 2 | 52,000 | 1 | | | | | | 295 |

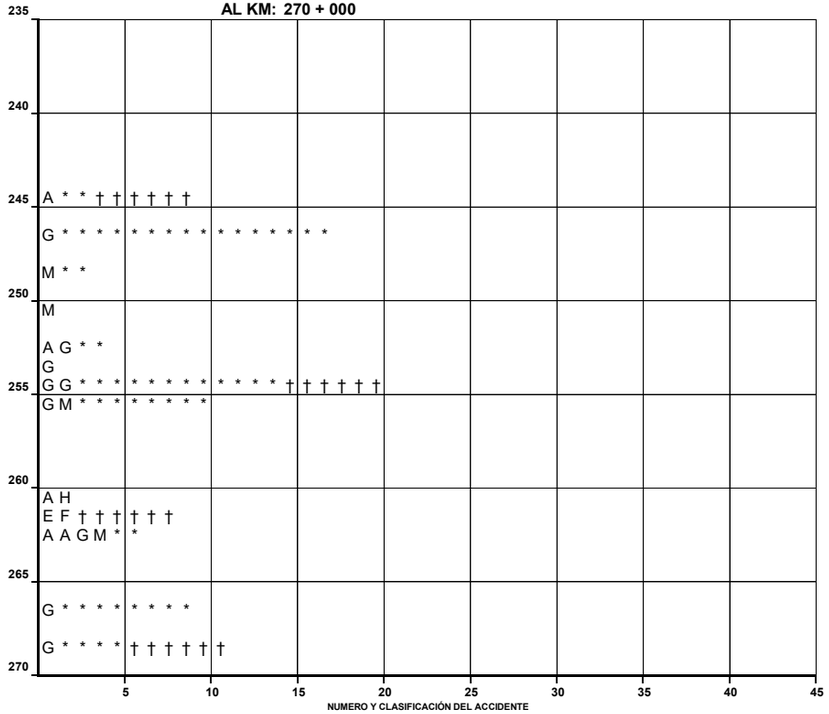


**DEL KM: 270 + 000**
**AL KM: 305 + 000**

| SALDOS | MUERTOS | HERIDOS | DAÑOS MATERIALES ($) | CONDUCTOR | PEA O PAS | VEHICULO | CAMINO | GANADO | A NATURAL | KILOMETRO |
|---|---|---|---|---|---|---|---|---|---|---|
| | | 2 | 100,000 | 1 | | | | | | 270 |
| | | 3 | 25,000 | 1 | | | | | | 275 |
| | | 1 | 35,000 | 1 | | | | | | 280 |
| | | | 115,000 | 2 | | | | | | 285 |
| | | | 5,000 | | | 1 | | | | 290 |
| | 1 | 4 | 136,800 | 3 | | | | | | 295 |
| | | | 2,000 | 1 | | | | | | 300 |
| | | 2 | 45,000 | 2 | | | | | | 305 |
| | | 2 | 75,000 | 2 | | | | | | |
| | | 2 | 30,000 | 1 | | | | | | |
| | | 2 | 30,000 | 1 | | | | | | |
| | | | 25,000 | 1 | | | | | | |
| | | | 31,000 | 2 | | | | | | |
| | | | 20,000 | 1 | | | | | | |
| | | 1 | 51,000 | 2 | | | | | | |

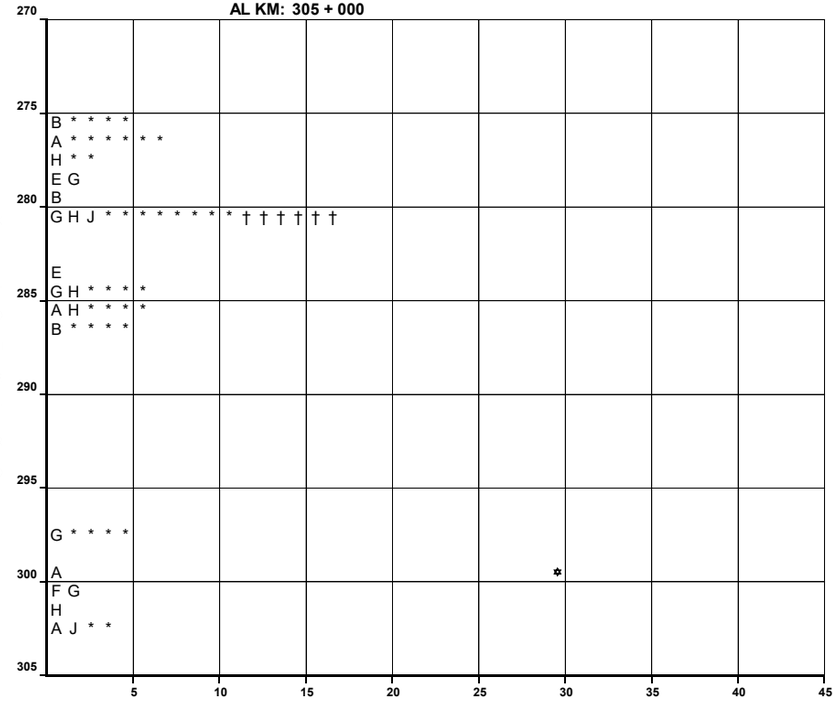


| CLAVE | CLASIFICACION DEL ACCIDENTE |
|---|---|
| **A** | SALIDA DEL CAMINO |
| SIN COLISION SOBRE EL CAMINO | |
| **B** | VOLCADURA |
| **C** | CAIDA DE PASAJERO |
| **D** | INCENDIO |
| **E** | OTROS |
| COLISION SOBRE EL CAMINO | |
| **F** | PEATON (ATROPELLAMIENTO) |
| COLISION SOBRE EL CAMINO | |
| **G** | OTRO VEHICULO MOTOR EN TRANSITO |
| **H** | OTRO VEHICULO MOTOR POR ALCANCE |
| **J** | VEHICULO MOTOR ESTACIONADO |
| **K** | FERROCARRIL |
| **L** | BICICLETA |
| **M** | ANIMAL |
| **N** | OBJETO FIJO |
| **O** | OTROS OBJETOS |

ACCIDENTES EQUIVALENTES A DAÑOS MATERIALES
✝ UN MUERTO = 6 ACCIDENTES
✡ UN HERIDO = 2 ACCIDENTES

# *ACCIDENTES POR KILOMETRO*
# *( 2 0 0 6 )*

**CARRETERA : TAPANATEPEC - TALISMAN**
**TRAMO: LIMITE DE EDOS. OAXACA/CHIAPAS - TALISMAN**
**DEL KM: 305+000**
**AL KM: 340+000**

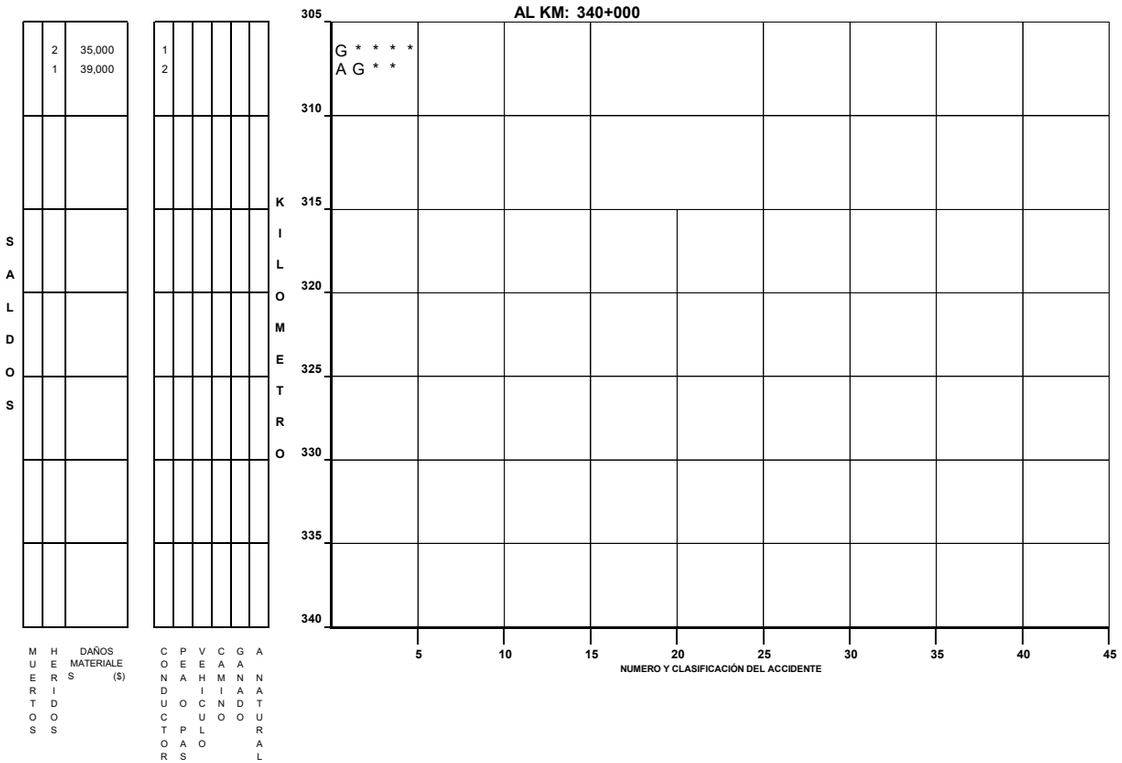


| CLAVE | CLASIFICACION DEL ACCIDENTE | CLAVE | CLASIFICACION DEL ACCIDENTE |
|---|---|---|---|
| **A** | SALIDA DEL CAMINO | COLISION SOBRE EL CAMINO | |
| | | **G** | OTRO VEHICULO MOTOR EN TRANSITO |
| SIN COLISION SOBRE EL CAMINO | | **H** | OTRO VEHICULO MOTOR POR ALCANCE |
| **B** | VOLCADURA | **J** | VEHICULO MOTOR ESTACIONADO |
| **C** | CAIDA DE PASAJERO | **K** | FERROCARRIL |
| **D** | INCENDIO | **L** | BICICLETA |
| **E** | OTROS | **M** | ANIMAL |
| COLISION SOBRE EL CAMINO | | **N** | OBJETO FIJO |
| **F** | PEATON (ATROPELLAMIENTO) | **O** | OTROS OBJETOS |

ACCIDENTES EQUIVALENTES A DAÑOS MATERIALES
✝ UN MUERTO = 6 ACCIDENTES
✿ UN HERIDO = 2 ACCIDENTES

# *ACCIDENTES POR KILOMETRO*
# *( 2 0 0 6 )*

**CARRETERA : TUXTLA GUTIÉRREZ - CD. CUAUHTEMOC**
**TRAMO: TUXTLA GUTIÉRREZ - CD. CUAUHTEMOC**

**DEL KM: 5 + 000**
**AL KM: 40 + 000**

| MUERTOS | HERIDOS | DAÑOS MATERIALES ($) | CONDUCTOR | PEAS | VEHICULO | CAMINO | GANADO | ANATURAL |
|---|---|---|---|---|---|---|---|---|
| | 2 | 20,000 | 01 | | | | | |
| 1 | 12 | 279,000 | 11 | | | | | |
| | 5 | 131,500 | 08 | | | | | |
| | | 152,000 | 05 | | | | | |
| 2 | 12 | 282,000 | 08 | | | | | |
| 3 | 7 | 133,000 | 07 | | | | | |
| | 3 | 55,000 | 04 | | | | | |
| | 1 | 84,000 | 02 | | | | | |
| 2 | 15 | 358,500 | 09 | | | | | |
| 3 | 22 | 380,000 | 04 | | | | | |
| | 2 | 61,100 | 02 | | | | | |
| | | 15,000 | 01 | | | | | |
| | 12 | 145,000 | 03 | | | | | |
| 1 | 5 | 291,000 | 05 | | | | | |
| | 1 | 30,000 | 01 | | | | | |
| | 2 | 38,000 | 01 | 01 | | | | |
| | 5 | 51,500 | 01 | | | | | |
| | 10 | 30,000 | 01 | | | | | |
| | 9 | 215,000 | 03 | | | | | |
| | | 55,000 | 01 | | | | | |
| | | 30,000 | 01 | | | | | |
| | 2 | 158,000 | 01 | | | | | |
| | | 6,500 | 01 | | | | | |

SALDOS — CAUSAS — KILOMETRO

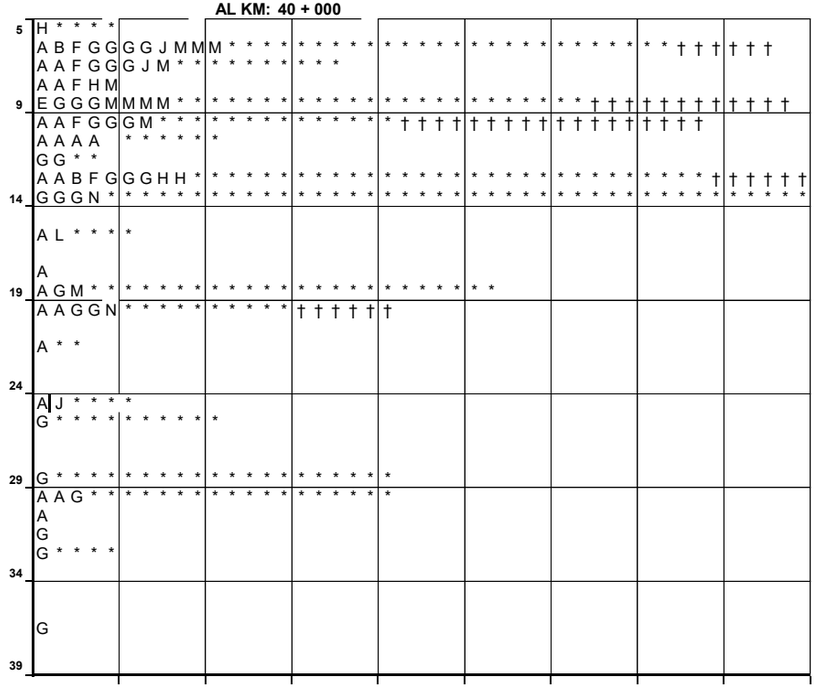


NUMERO Y CLASIFICACIÓN DEL ACCIDENTE

**DEL KM: 40 + 000**
**AL KM: 75 + 000**

| MUERTOS | HERIDOS | DAÑOS MATERIALES ($) | CONDUCTOR | PEAS | VEHICULO | CAMINO | GANADO | ANATURAL |
|---|---|---|---|---|---|---|---|---|
| | 1 | 45,000 | 01 | | | | | |
| 1 | 2 | 160,000 | 01 | | | | | |
| | 4 | 67,000 | 01 | | | | | |
| | 4 | 25,000 | 01 | | | | | |
| | | 90,000 | 01 | | | | | |
| | 1 | 140,000 | 02 | | | | | |
| 2 | 2 | 148,500 | 02 | | | | | |
| | 4 | 167,000 | 02 | | | | | |

SALDOS — CAUSAS — KILOMETRO

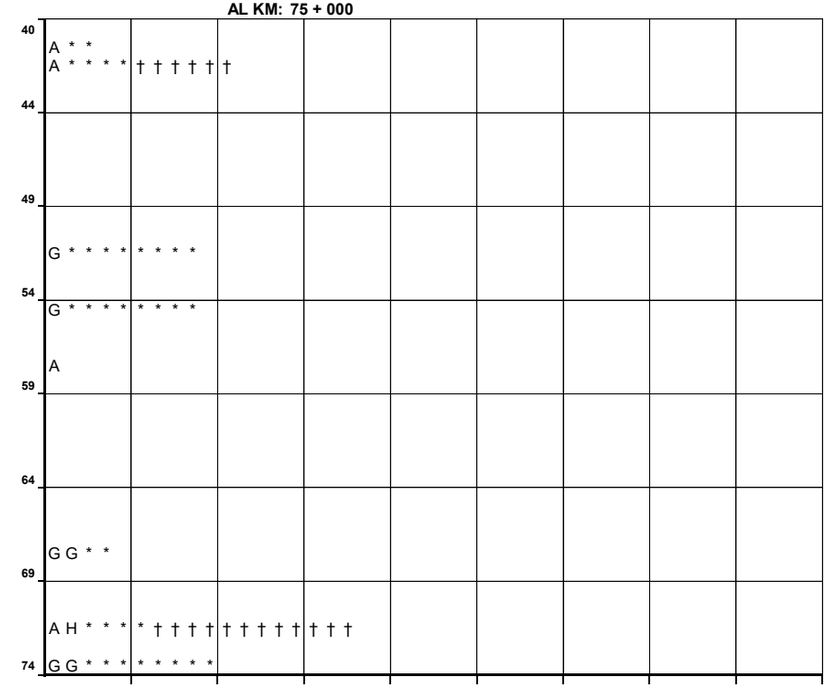


NUMERO Y CLASIFICACIÓN DEL ACCIDENTE

| CLAVE | CLASIFICACION DEL ACCIDENTE | CLAVE | CLASIFICACION DEL ACCIDENTE |
|---|---|---|---|
| **A** | SALIDA DEL CAMINO | COLISION SOBRE EL CAMINO | |
| | | **G** | OTRO VEHICULO MOTOR EN TRANSITO |
| SIN COLISION SOBRE EL CAMINO | | **H** | OTRO VEHICULO MOTOR POR ALCANCE |
| **B** | VOLCADURA | **J** | VEHICULO MOTOR ESTACIONADO |
| **C** | CAIDA DE PASAJERO | **K** | FERROCARRIL |
| **D** | INCENDIO | **L** | BICICLETA |
| **E** | OTROS | **M** | ANIMAL |
| COLISION SOBRE EL CAMINO | | **N** | OBJETO FIJO |
| **F** | PEATON (ATROPELLAMIENTO) | **O** | OTROS OBJETOS |

ACCIDENTES EQUIVALENTES A DAÑOS MATERIALES
✝ UN MUERTO = 6 ACCIDENTES
✱ UN HERIDO = 2 ACCIDENTES

# *ACCIDENTES POR KILOMETRO*
# *( 2 0 0 6 )*

**CARRETERA : TUXTLA GUTIÉRREZ - CD. CUAUHTEMOC**
**TRAMO: TUXTLA GUTIÉRREZ - CD. CUAUHTEMOC**

**DEL KM: 75 + 000**
**AL KM: 110 + 000**

| MUERTOS | HERIDOS | DAÑOS MATERIALES ($) | CONDUCTOR | PEAO PAS | VEHICULO | CAMINO | GANADO | ANTURAL | KILOMETRO |
|---|---|---|---|---|---|---|---|---|---|
| 1 | 3 | 51,000 | 01 | | | | | | 75 G * * * * * * † † † † † † |
| | 2 | 60,000 | 01 | | | | | | G * * * * |
| | 1 | 40,000 | 01 | | | | | | 79 G * * |
| | 8 | 65,000 | 01 | | | | | | A * * * * * * * * * * * * * * |
| | 2 | 158,000 | 01 | | | | | | G * * * * |
| 1 | 3 | 153,500 | 03 | | | | | | 84 B E J * * * * * * † † † † † † |
| | 5 | 48,000 | 02 | | | | | | A H * * * * * * * * * * |
| | 3 | 183,000 | 01 | | | | | | A * * * * * * |
| | 4 | 251,000 | 03 | | | | | | 89 A G H * * * * * * * * |
| | | 10,000 | 01 | | | | | | A |
| | 9 | 202,000 | 02 | | | | | | 94 G G * * * * * * * * * * * * * * * * * * |
| | 7 | 135,000 | 01 | | | | | | G * * * * * * * * * * * * * * |
| 4 | 3 | 109,000 | 02 | | | | | | 99 H M * * * * * * † † † † † † † † † † † † † † † † † † † † † † † † † † † † |
| | | 180,000 | 01 | | | | | | G |
| | | | | | | | | | 104 |
| | | | | | | | | | 109 |

SALDOS — CAUSAS

5 10 15 20 25 30 35 40 45

NUMERO Y CLASIFICACIÓN DEL ACCIDENTE

**DEL KM: 110 + 000**
**AL KM: 145 + 000**

| MUERTOS | HERIDOS | DAÑOS MATERIALES ($) | CONDUCTOR | PEAO PAS | VEHICULO | CAMINO | GANADO | ANTURAL | KILOMETRO |
|---|---|---|---|---|---|---|---|---|---|
| 1 | | 43,000 | 01 | | | | | | 110 G † † † † † † |
| 2 | 11 | 190,000 | 01 | | | | | | G * * * * * * * * * * * * * * * * * * * * * * * † † † † † † † † † † † |
| | 1 | 50,000 | 01 | | | | | | G * * |
| | 2 | 101,100 | 02 | | | | | | H L * * * * |
| | 8 | 144,500 | 03 | | | | | | 114 G G H * * * * * * * * * * * * * * * * |
| | 2 | 38,000 | | | 01 | | | | 119 J * * * * |
| 4 | 2 | 95,000 | 01 | | | | | | H * * * * † † † † † † † † † † † † † † † † † † † † † † † † † † † † † † † † |
| | | 90,500 | 01 | | | | | | B |
| | | 20,000 | 01 | | | | | | 124 A |
| | | | | | | | | | |
| | | | | | | | | | 129 |
| | 1 | 70,000 | 01 | | | | | | G * * |
| | 3 | 20,000 | 01 | | | | | | A * * * * * * |
| | | | | | | | | | 134 |
| | | | | | | | | | 139 |
| | | | | | | | | | 144 |

SALDOS — CAUSAS

5 10 15 20 25 30 35 40 45

NUMERO Y CLASIFICACIÓN DEL ACCIDENTE

| CLAVE | CLASIFICACION DEL ACCIDENTE | CLAVE | CLASIFICACION DEL ACCIDENTE |
|---|---|---|---|
| **A** | SALIDA DEL CAMINO | COLISION SOBRE EL CAMINO | |
| | | **G** | OTRO VEHICULO MOTOR EN TRANSITO |
| SIN COLISION SOBRE EL CAMINO | | **H** | OTRO VEHICULO MOTOR POR ALCANCE |
| **B** | VOLCADURA | **J** | VEHICULO MOTOR ESTACIONADO |
| **C** | CAIDA DE PASAJERO | **K** | FERROCARRIL |
| **D** | INCENDIO | **L** | BICICLETA |
| **E** | OTROS | **M** | ANIMAL |
| COLISION SOBRE EL CAMINO | | **N** | OBJETO FIJO |
| **F** | PEATON (ATROPELLAMIENTO) | **O** | OTROS OBJETOS |

ACCIDENTES EQUIVALENTES A DAÑOS MATERIALES
✝ UN MUERTO = 6 ACCIDENTES
✡ UN HERIDO = 2 ACCIDENTES

# *ACCIDENTES POR KILOMETRO*
# *( 2 0 0 6 )*

**CARRETERA : TUXTLA GUTIÉRREZ - CD. CUAUHTEMOC**
**TRAMO: TUXTLA GUTIÉRREZ - CD. CUAUHTEMOC**

**DEL KM: 145+000**
**AL KM: 180 + 000**

| KILOMETRO | MUERTOS | HERIDOS | DAÑOS MATERIALES ($) | CONDUCTOR | PEAO | PASAJERO | VEHICULO | CAMINO | GANADO | ANTURAL |
|---|---|---|---|---|---|---|---|---|---|---|
| 145 | | | 40,000 | 01 | | | | | | |
| 146 | | | 10,000 | 01 | | | | | | |
| 147 | | | | | | | | | | |
| 148 | | | | | | | | | | |
| 149 | | | | | | | | | | |
| 150 | | | | | | | | | | |
| 151 | | | | | | | | | | |
| 152 | | | | | | | | | | |
| 153 | | | | | | | | | | |
| 154 | | | | | | | | | | |
| 155 | | 4 | 7,000 | 01 | | | | | | |
| 156 | 1 | 3 | 20,000 | 01 | | | | | | |
| 157 | 1 | 2 | 188,000 | 02 | | | | | | |
| 158 | | | | | | | | | | |
| 159 | | | | | | | | | | |
| 160 | | | | | | | | | | |
| 161 | | | | | | | | | | |
| 162 | | | | | | | | | | |
| 163 | | | | | | | | | | |
| 164 | | | | | | | | | | |
| 165 | | 9 | 114,000 | 01 | | | | | | |
| 166 | | 5 | 70,000 | 02 | | | | | | |
| 167 | | | | | | | | | | |
| 168 | | | | | | | | | | |
| 169 | | | | | | | | | | |
| 170 | | | | | | | | | | |
| 171 | | | | | | | | | | |
| 172 | | | | | | | | | | |
| 173 | | | | | | | | | | |
| 174 | | 4 | 140,000 | 01 | | | | | | |
| 175 | | | 2,000 | | | 01 | | | | |
| 176 | 1 | 7 | 211,500 | 02 | | | | | | |
| 177 | 3 | 18 | 327,000 | 04 | | | | | | |
| 178 | | 3 | 28,000 | 02 | | | | | | |
| 179 | | 2 | 169,100 | 03 | | | | | | |

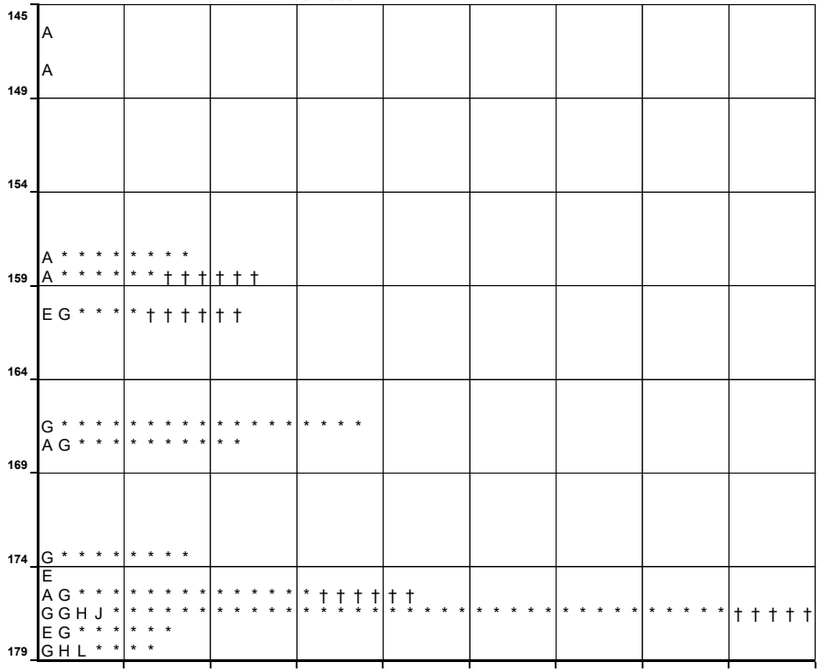


**DEL KM: 180 + 000**
**AL KM: 215 + 000**

| KILOMETRO | MUERTOS | HERIDOS | DAÑOS MATERIALES ($) | CONDUCTOR | PEAO | PASAJERO | VEHICULO | CAMINO | GANADO | ANTURAL |
|---|---|---|---|---|---|---|---|---|---|---|
| 180 | | | | | | | | | | |
| 181 | | | | | | | | | | |
| 182 | | | | | | | | | | |
| 183 | | | | | | | | | | |
| 184 | | 1 | 45,000 | 01 | | | | | | |
| 185 | | | 1,000 | 01 | | | | | | |
| 186 | | | | | | | | | | |
| 187 | | | | | | | | | | |
| 188 | | | | | | | | | | |
| 189 | | | | | | | | | | |
| 190 | | | | | | | | | | |
| 191 | | | | | | | | | | |
| 192 | | | | | | | | | | |
| 193 | | | | | | | | | | |
| 194 | | | | | | | | | | |
| 195 | | | | | | | | | | |
| 196 | | | | | | | | | | |
| 197 | | | | | | | | | | |
| 198 | | | | | | | | | | |
| 199 | | | | | | | | | | |
| 200 | | | | | | | | | | |
| 201 | | | | | | | | | | |
| 202 | | | | | | | | | | |
| 203 | | | | | | | | | | |
| 204 | | | 80,000 | 01 | | | | | | |
| 205 | | | | | | | | | | |
| 206 | | | | | | | | | | |
| 207 | | | | | | | | | | |
| 208 | | | | | | | | | | |
| 209 | | | | | | | | | | |
| 210 | | | | | | | | | | |
| 211 | | | | | | | | | | |
| 212 | | | | | | | | | | |
| 213 | | | | | | | | | | |
| 214 | 1 | 3 | 51,000 | 01 | | | | | | |

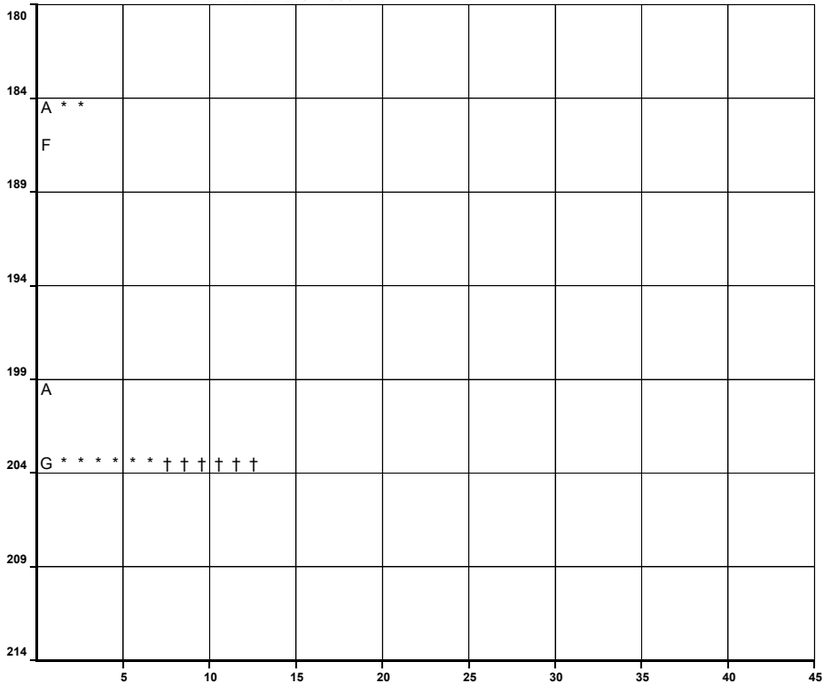


| CLAVE | CLASIFICACION DEL ACCIDENTE | CLAVE | CLASIFICACION DEL ACCIDENTE |
|---|---|---|---|
| | | COLISION SOBRE EL CAMINO | |
| | | **G** | OTRO VEHICULO MOTOR EN TRANSITO |
| SIN COLISION SOBRE EL CAMINO | | **H** | OTRO VEHICULO MOTOR POR ALCANCE |
| **B** | VOLCADURA | **J** | VEHICULO MOTOR ESTACIONADO |
| **C** | CAIDA DE PASAJERO | **K** | FERROCARRIL |
| **D** | INCENDIO | **L** | BICICLETA |
| **E** | OTROS | **M** | ANIMAL |
| COLISION SOBRE EL CAMINO | | **N** | OBJETO FIJO |
| **F** | PEATON (ATROPELLAMIENTO) | **O** | OTROS OBJETOS |
| **A** | SALIDA DEL CAMINO | | |

ACCIDENTES EQUIVALENTES A DAÑOS MATERIALES
✝ UN MUERTO = 6 ACCIDENTES
✡ UN HERIDO = 2 ACCIDENTES

# *ACCIDENTES POR KILOMETRO*
# *( 2 0 0 6 )*

**CARRETERA : TUXTLA GUTIÉRREZ - CD. CUAUHTEMOC**
**TRAMO: TUXTLA GUTIÉRREZ - CD. CUAUHTEMOC**

**DEL KM: 215 + 000**
**AL KM: 250 + 000**

| MUERTOS | HERIDOS | DAÑOS MATERIALES ($) | CONDUCTOR | PEAO PASAJERO | VEHICULO | CAMINO | GANADO | ANTURAL | KILOMETRO | |
|---|---|---|---|---|---|---|---|---|---|---|
| | | 90,000 | 01 | | | | | | 215 | A |
| | | 74,000 | 01 | | | | | | 219 | H |
| | 1 | 41,000 | 02 | | | | | | 224 | F G * * |
| 1 | | 28,000 | 01 | | | | | | 229 | N † † † † † † |
| | | 85,000 | 01 | | | | | | 234 | H |
| 1 | 2 | 168,500 | 02 | | | | | | 239 | G H * * * * † † † † † † |
| 2 | 4 | 34,500 | 01 | | | | | | 244 | G * * * * * * * † † † † † † † † † † † |
| | | | | | | | | | 249 | |

NUMERO Y CLASIFICACIÓN DEL ACCIDENTE

**DEL KM: 250 + 000**
**AL KM: 285 + 000**

| MUERTOS | HERIDOS | DAÑOS MATERIALES ($) | CONDUCTOR | PEAO PASAJERO | VEHICULO | CAMINO | GANADO | ANTURAL | KILOMETRO | |
|---|---|---|---|---|---|---|---|---|---|---|
| | | 40,000 | 01 | | | | | | 250 | H |
| | 8 | 65,000 | 01 | | | | | | | A * * * * * * * * * * * * * * |
| | 2 | 60,000 | 01 | | | | | | 254 | A * * * * |
| 1 | 2 | 10,000 | 01 | | | | | | | B * * * * † † † † † † |
| | | | | | | | | | 259 | |
| | | | | | | | | | 264 | |
| | | | | | | | | | 269 | |
| | | | | | | | | | 274 | |
| | | | | | | | | | 279 | |
| | | | | | | | | | 284 | |

NUMERO Y CLASIFICACIÓN DEL ACCIDENTE

| CLAVE | CLASIFICACION DEL ACCIDENTE | CLAVE | CLASIFICACION DEL ACCIDENTE |
|---|---|---|---|
| **A** | SALIDA DEL CAMINO | COLISION SOBRE EL CAMINO | |
| | | **G** | OTRO VEHICULO MOTOR EN TRANSITO |
| SIN COLISION SOBRE EL CAMINO | | **H** | OTRO VEHICULO MOTOR POR ALCANCE |
| **B** | VOLCADURA | **J** | VEHICULO MOTOR ESTACIONADO |
| **C** | CAIDA DE PASAJERO | **K** | FERROCARRIL |
| **D** | INCENDIO | **L** | BICICLETA |
| **E** | OTROS | **M** | ANIMAL |
| COLISION SOBRE EL CAMINO | | **N** | OBJETO FIJO |
| **F** | PEATON (ATROPELLAMIENTO) | **O** | OTROS OBJETOS |

ACCIDENTES EQUIVALENTES A DAÑOS MATERIALES
† UN MUERTO = 6 ACCIDENTES
* UN HERIDO = 2 ACCIDENTES

# *ACCIDENTES POR KILOMETRO*
# *( 2 0 0 6 )*

**CARRETERA : TAPANATEPEC - TUXTLA GUTIÉRREZ**
**TRAMO: LIMITES DE EDOS. OAXACA/CHIAPAS - TUXTLA GUTIERREZ**

**DEL KM: 17 + 000**
**AL KM: 52+000**

| KILOMETRO | SALDOS: MUERTOS | SALDOS: HERIDOS | SALDOS: DAÑOS MATERIALES ($) | CAUSAS: CONDUCTOR | CAUSAS: PEATON O PASAJERO | CAUSAS: VEHICULO | CAUSAS: CAMINO | CAUSAS: GANADO | CAUSAS: AGENTE NATURAL | NUMERO Y CLASIFICACIÓN DEL ACCIDENTE |
|---|---|---|---|---|---|---|---|---|---|---|
| 17 | | | | | | | | | | |
| | 1 | 2 | 128,000 | 2 | | | | | | A G * * * * † † † † † † |
| | 2 | 14 | 160,000 | 3 | | | | | | A A M * * * * * * * * * * * * * * * * * * * * * * * * * * * * † † † † † † † † † † † † |
| 21 | | | 22,000 | | | 1 | | | | E |
| | 1 | | 1,000 | 1 | | | | | | G † † † † † † |
| 26 | | | 500 | 1 | | | | | | F |
| | | 1 | 50,600 | 2 | | | | | | A B * * |
| 31 | | | 7,000 | 1 | | | | | | G |
| | | 1 | 250,000 | 2 | | | | | | A A * * |
| 36 | | | 120,000 | 1 | | 1 | | | | D D |
| | | | 60,000 | 1 | | | | | | G |
| 41 | | | | | | | | | | |
| | | 2 | 38,000 | 2 | | | | | | A G * * * * |
| 46 | | | | | | | | | | |
| 51 | | | 10,000 | 1 | | | | | | N |

Escala: 5 10 15 20 25 30 35 40 45

NUMERO Y CLASIFICACIÓN DEL ACCIDENTE

**DEL KM: 52 + 000**
**AL KM: 87 + 000**

| KILOMETRO | SALDOS: MUERTOS | SALDOS: HERIDOS | SALDOS: DAÑOS MATERIALES ($) | CAUSAS: CONDUCTOR | CAUSAS: PEATON O PASAJERO | CAUSAS: VEHICULO | CAUSAS: CAMINO | CAUSAS: GANADO | CAUSAS: AGENTE NATURAL | NUMERO Y CLASIFICACIÓN DEL ACCIDENTE |
|---|---|---|---|---|---|---|---|---|---|---|
| 52 | | | | | | | | | | |
| 57 | | | | | | | | | | |
| | 3 | 12 | 160,000 | 2 | | | | | | G G * * * * * * * * * * * * * * * * * * * * * * * * † † † † † † † † † † † † † † † † † † |
| 62 | | 7 | 70,000 | 1 | | | | | | G * * * * * * * * * * * * * * |
| | | 2 | 25,000 | 1 | | | | | | G * * * * |
| | 1 | 2 | 60,000 | 2 | | | | | | A G * * * * † † † † † † |
| | 2 | 5 | 60,000 | 1 | | | | | | G * * * * * * * * * * † † † † † † † † † † † † |
| 67 | | | 10,000 | 1 | | | | | | A |
| | | | 45,000 | 1 | | | | | | G |
| 72 | 1 | 6 | 25,000 | 2 | | | | | | A A * * * * * * * * * * * * † † † † † † |
| | | | 110,000 | 3 | | | | | | A G G |
| | | | 36,000 | 1 | | | | | | G |
| | | | 700 | 1 | | | | | | F |
| 77 | | | 27,000 | 2 | | | | | | G G |
| | | | 30,000 | 1 | | | | | | G |
| | | 1 | 45,000 | 1 | | | | | | G * * |
| | | 1 | 40,000 | 1 | | | | | | H * * |
| | | 2 | 45,000 | 1 | | | | | | G * * * * |
| 82 | | | 50,000 | 1 | | | | | | M |
| | | 4 | 75,000 | 2 | | | | | | A G * * * * * * * * |
| | | 3 | 68,000 | 1 | | | | | | G * * * * * * |
| | | | 1,000 | 1 | | | | | | F |
| 87 | 1 | 2 | 70,000 | 1 | | | | | | G * * * * † † † † † † |

Escala: 5 10 15 20 25 30 35 40 45

NUMERO Y CLASIFICACIÓN DEL ACCIDENTE

| CLAVE | CLASIFICACION DEL ACCIDENTE | CLAVE | CLASIFICACION DEL ACCIDENTE |
|---|---|---|---|
| A | SALIDA DEL CAMINO | | COLISION SOBRE EL CAMINO |
| | | G | OTRO VEHICULO MOTOR EN TRANSITO |
| | SIN COLISION SOBRE EL CAMINO | H | OTRO VEHICULO MOTOR POR ALCANCE |
| B | VOLCADURA | J | VEHICULO MOTOR ESTACIONADO |
| C | CAIDA DE PASAJERO | K | FERROCARRIL |
| D | INCENDIO | L | BICICLETA |
| E | OTROS | M | ANIMAL |
| | COLISION SOBRE EL CAMINO | N | OBJETO FIJO |
| F | PEATON (ATROPELLAMIENTO) | O | OTROS OBJETOS |

ACCIDENTES EQUIVALENTES A DAÑOS MATERIALES
† UN MUERTO = 6 ACCIDENTES
* UN HERIDO = 2 ACCIDENTES

# *ACCIDENTES POR KILOMETRO*
# *( 2 0 0 6 )*

**CARRETERA : TAPANATEPEC - TUXTLA GUTIÉRREZ**
**TRAMO: LIMITES DE EDOS. OAXACA/CHIAPAS - TUXTLA GUTIERREZ**

**DEL KM: 87 + 000**
**AL KM: 122 + 000**

| KILOMETRO | SALDOS: MUERTOS | SALDOS: HERIDOS | SALDOS: DAÑOS MATERIALES ($) | CAUSAS: CONDUCTOR | CAUSAS: PEATON | CAUSAS: VEHICULO | CAUSAS: CAMINO | CAUSAS: GANADO | CAUSAS: NATURAL | NUMERO Y CLASIFICACIÓN DEL ACCIDENTE |
|---|---|---|---|---|---|---|---|---|---|---|
| 87–92 | | 3 | 35,000 | 1 | | | | | | G * * * * * * |
| | | | 620,000 | 1 | | | | | | J |
| | | 2 | 198,000 | 4 | | | | | | A A B G * * * * |
| 92–97 | 1 | | 40,000 | 1 | | | | | | A † † † † † † |
| | | | 50,000 | 1 | | | | | | G |
| 97–102 | | 2 | 310,000 | 2 | | | | | | A G * * * * |
| | | | 50,000 | 1 | | | | | | G |
| | | 1 | 115,000 | 1 | | | | | | G * * |
| | | | 55,000 | 1 | | | | | | G |
| 102–107 | | 6 | 121,000 | 2 | | | | | | G J * * * * * * * * * * * * |
| | | 5 | 68,000 | 2 | | | | | | A G * * * * * * * * * * |
| | | 1 | 53,000 | 1 | | | | | | G * * |
| 107–112 | 1 | 1 | 126,000 | 1 | | | | | | G * * † † † † † † |
| | | 1 | 30,000 | 1 | | | | | | A * * |
| 112–117 | | 2 | 150,000 | 1 | | | | | | G * * * * |
| | | | | 1 | | | | | | A |
| 117–122 | 4 | 1 | 363,000 | 4 | | | | | | A G G G * * † † † † † † † † † † † † † † † † † † † † † † † † |
| | 1 | | 75,000 | 1 | | | | | | G † † † † † † |
| | | 3 | 14,000 | 1 | | | | | | G * * * * * * |

Escala: 5, 10, 15, 20, 25, 30, 35, 40, 45 — NUMERO Y CLASIFICACIÓN DEL ACCIDENTE

**DEL KM: 122 + 000**
**AL KM: 157 + 000**

| KILOMETRO | SALDOS: MUERTOS | SALDOS: HERIDOS | SALDOS: DAÑOS MATERIALES ($) | CAUSAS: CONDUCTOR | CAUSAS: PEATON | CAUSAS: VEHICULO | CAUSAS: CAMINO | CAUSAS: GANADO | CAUSAS: NATURAL | NUMERO Y CLASIFICACIÓN DEL ACCIDENTE |
|---|---|---|---|---|---|---|---|---|---|---|
| 122–127 | | 8 | 26,500 | 2 | | | | | | G M * * * * * * * * * * * * * * * * |
| | | | 55,000 | 1 | | | | | | G |
| 127–132 | 3 | 29 | 300,000 | 1 | | | | | | A * * * * * * * * * * * * * * * * * * * * * * * * * * * * * * * * * * * * * * * * * * * * |
| | | 2 | 60,000 | 1 | | | | | | G * * * * |
| 132–137 | 1 | 2 | 33,000 | 1 | | | | | | G * * * * † † † † † † |
| | 2 | 6 | 242,000 | 5 | | | | | | A G G G G * * * * * * * * * * * * † † † † † † † † † † † † |
| | | 5 | 50,000 | 1 | | 1 | | | | B G * * * * * * * * * * |
| 137–142 | | 4 | 114,000 | 2 | | | 1 | | | G H J * * * * * * * * |
| | | | 41,500 | 1 | | | | | | G |
| 142–147 | 1 | 4 | 195,000 | 2 | | | | | | G G * * * * * * * * † † † † † † |
| | | | 10,000 | 1 | | | | | | M |
| | 1 | | 5,000 | 1 | | | | | | L † † † † † † |
| 147–152 | | | | | | | | | | |
| 152–157 | | | | | | | | | | |

Escala: 5, 10, 15, 20, 25, 30, 35, 40, 45 — NUMERO Y CLASIFICACIÓN DEL ACCIDENTE

| CLAVE | CLASIFICACION DEL ACCIDENTE | CLAVE | CLASIFICACION DEL ACCIDENTE |
|---|---|---|---|
| A | SALIDA DEL CAMINO | | COLISION SOBRE EL CAMINO |
| | | G | OTRO VEHICULO MOTOR EN TRANSITO |
| | SIN COLISION SOBRE EL CAMINO | H | OTRO VEHICULO MOTOR POR ALCANCE |
| B | VOLCADURA | J | VEHICULO MOTOR ESTACIONADO |
| C | CAIDA DE PASAJERO | K | FERROCARRIL |
| D | INCENDIO | L | BICICLETA |
| E | OTROS | M | ANIMAL |
| | COLISION SOBRE EL CAMINO | N | OBJETO FIJO |
| F | PEATON (ATROPELLAMIENTO) | O | OTROS OBJETOS |

ACCIDENTES EQUIVALENTES A DAÑOS MATERIALES
† UN MUERTO = 6 ACCIDENTES
* UN HERIDO = 2 ACCIDENTES

# *ACCIDENTES POR KILOMETRO*
# *( 2 0 0 6 )*

**CARRETERA : CATAZAJÁ - T.C. (TUXTLA GTZ. - CD. CUAUHTEMOC)**
**TRAMO: PLAYAS DE CATAZAJA - RANCHO NUEVO**

**DEL KM: 0 + 000**
**AL KM: 35+000**

| KILOMETRO | MUERTOS | HERIDOS | DAÑOS MATERIALES ($) | CONDUCTOR | PEAS | VEHICULO | CAMINO | GANADO | ANTURAL |
|---|---|---|---|---|---|---|---|---|---|
| 0–4 | 1 | 5 | 95,000 | 1 | | | | | |
| | | | 20,000 | 1 | | | | | |
| | 1 | 3 | 60,000 | 1 | | | | | |
| | | | 27,000 | 1 | | | | | |
| 4–9 | | 8 | 113,000 | 3 | | | | | |
| | | | 37,000 | 1 | | | | | |
| | | | 26,000 | 1 | | | | | |
| 9–14 | | | 30,000 | | | 1 | | | |
| | | | 28,000 | 1 | | | | | |
| | | 2 | 55,000 | | | 1 | | | |
| 14–19 | | | | | | | | | |
| 19–24 | | 2 | 35,500 | 2 | | | | | |
| 24–29 | | | 55,000 | 1 | | | | | |
| | | | 45,000 | 2 | | | | | |
| | | 4 | 106,000 | 5 | | | | | |
| | | 7 | 48,000 | 3 | | | | | |
| | | | 35,000 | 1 | | | | | |
| 29–34 | | 3 | 45,000 | 1 | | | | | |
| | | | 18,000 | 1 | | | | | |
| | | | 10,000 | 1 | | | | | |

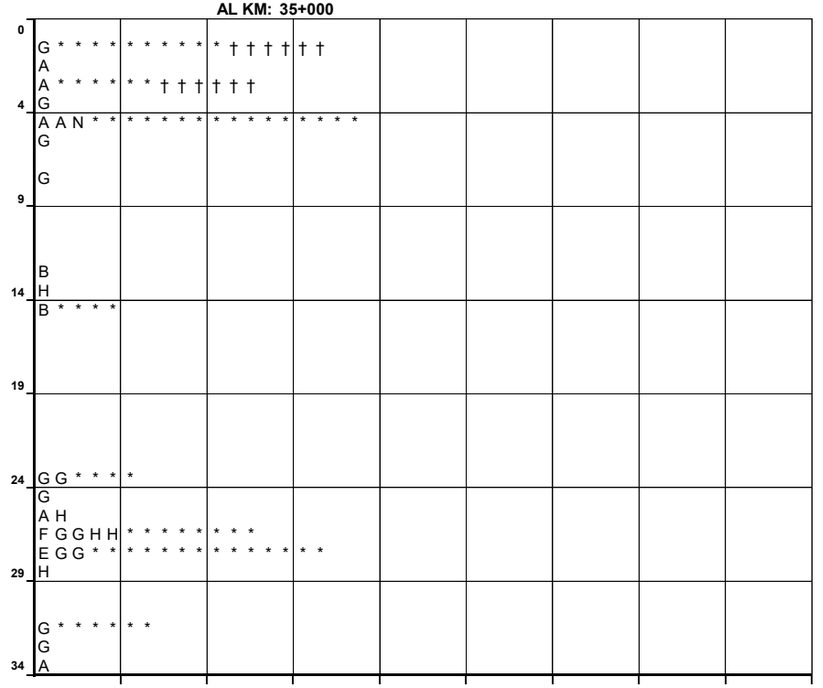


**DEL KM: 35 + 000**
**AL KM: 70 + 000**

| KILOMETRO | MUERTOS | HERIDOS | DAÑOS MATERIALES ($) | CONDUCTOR | PEAS | VEHICULO | CAMINO | GANADO | ANTURAL |
|---|---|---|---|---|---|---|---|---|---|
| 35–39 | 1 | 1 | 60,000 | 1 | | | | | |
| 39–44 | | | | | | | | | |
| 44–49 | | | | | | | | | |
| 49–54 | | 2 | 87,000 | 2 | | | | | |
| 54–59 | | 2 | 45,000 | 1 | | | | | |
| 59–64 | | | | | | | | | |
| 64–69 | | | | | | | | | |

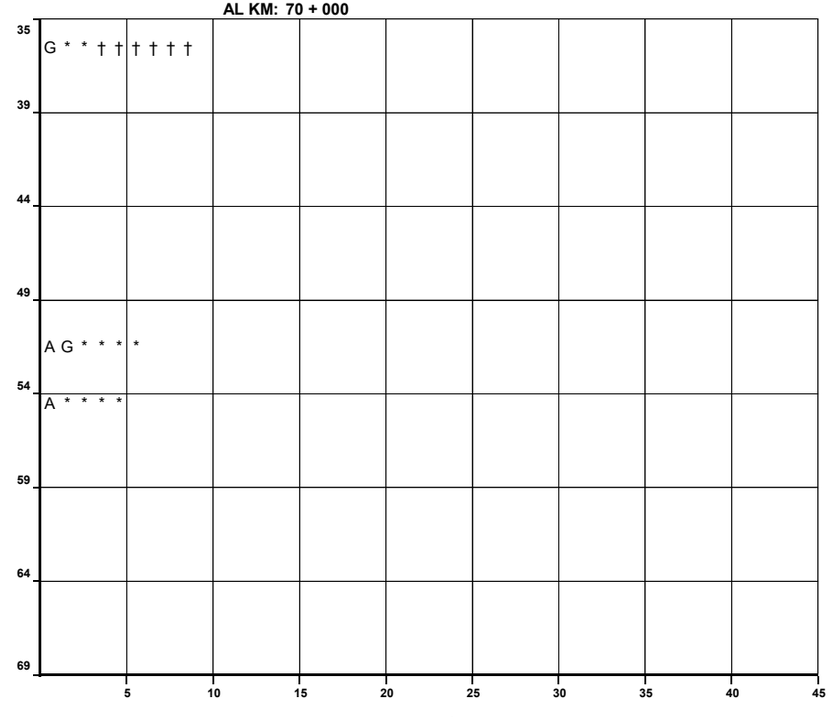


| CLAVE | CLASIFICACION DEL ACCIDENTE | CLAVE | CLASIFICACION DEL ACCIDENTE |
|---|---|---|---|
| **A** | SALIDA DEL CAMINO | COLISION SOBRE EL CAMINO | |
| | | **G** | OTRO VEHICULO MOTOR EN TRANSITO |
| SIN COLISION SOBRE EL CAMINO | | **H** | OTRO VEHICULO MOTOR POR ALCANCE |
| **B** | VOLCADURA | **J** | VEHICULO MOTOR ESTACIONADO |
| **C** | CAIDA DE PASAJERO | **K** | FERROCARRIL |
| **D** | INCENDIO | **L** | BICICLETA |
| **E** | OTROS | **M** | ANIMAL |
| COLISION SOBRE EL CAMINO | | **N** | OBJETO FIJO |
| **F** | PEATON (ATROPELLAMIENTO) | **O** | OTROS OBJETOS |

ACCIDENTES EQUIVALENTES A DAÑOS MATERIALES
✝ UN MUERTO = 6 ACCIDENTES
✱ UN HERIDO = 2 ACCIDENTES

# *ACCIDENTES POR KILOMETRO*
# *( 2 0 0 6 )*

**CARRETERA : CATAZAJÁ - T.C. (TUXTLA GTZ. - CD. CUAUHTEMOC)**
**TRAMO: PLAYAS DE CATAZAJA - RANCHO NUEVO**

**DEL KM: 70 + 000**
**AL KM: 105 + 000**

| SALDOS | | | CAUSAS | | | | | | KILOMETRO |
|---|---|---|---|---|---|---|---|---|---|
| | 6 | 85,000 | 1 | | | | | | 70 |
| | | | | | | | | | 74 |
| | | | | | | | | | 79 |
| | 5 | 50,000 | 1 | | | | | | 84 |
| | | 20,000 | 1 | | | | | | |
| | | | | | | | | | 89 |
| 1 | | 100,000 | 1 | | | | | | 94 |
| | | | | | | | | | 99 |
| | | | | | | | | | 104 |
| MUERTOS | HERIDOS | DAÑOS MATERIALES ($) | CONDUCTOR | PEA O PAS | VEHICULO | CAMINO | GANADO | A NATURAL | |

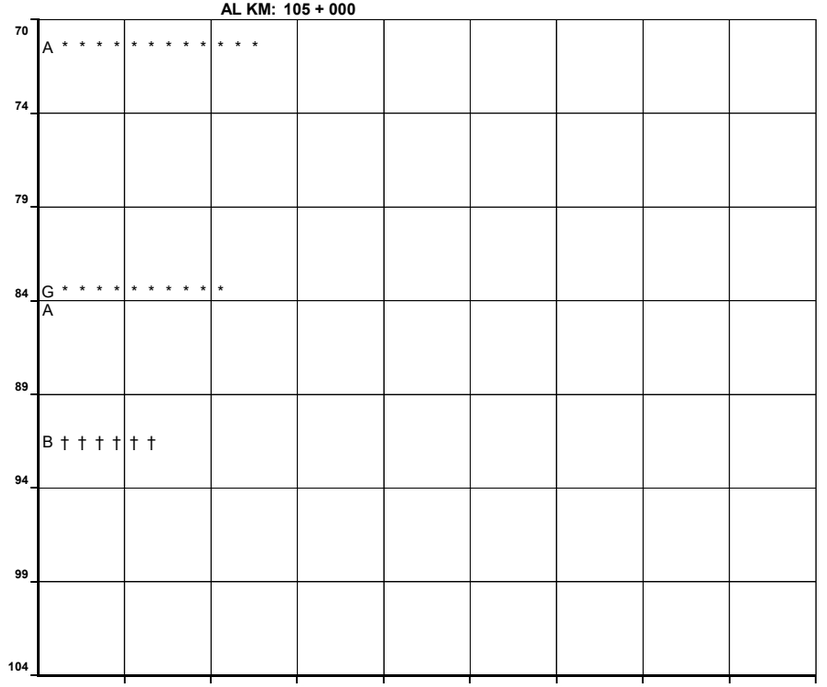


**DEL KM: 105 + 000**
**AL KM: 140 + 000**

| SALDOS | | | CAUSAS | | | | | | KILOMETRO |
|---|---|---|---|---|---|---|---|---|---|
| | | | | | | | | | 105 |
| | | | | | | | | | 110 |
| | 5 | 35,000 | | | 1 | | | | |
| | 6 | 55,000 | 1 | | | | | | 115 |
| | | | | | | | | | 120 |
| | | | | | | | | | 125 |
| | | | | | | | | | 130 |
| | | | | | | | | | 135 |
| | | | | | | | | | 140 |
| MUERTOS | HERIDOS | DAÑOS MATERIALES ($) | CONDUCTOR | PEA O PAS | VEHICULO | CAMINO | GANADO | A NATURAL | |

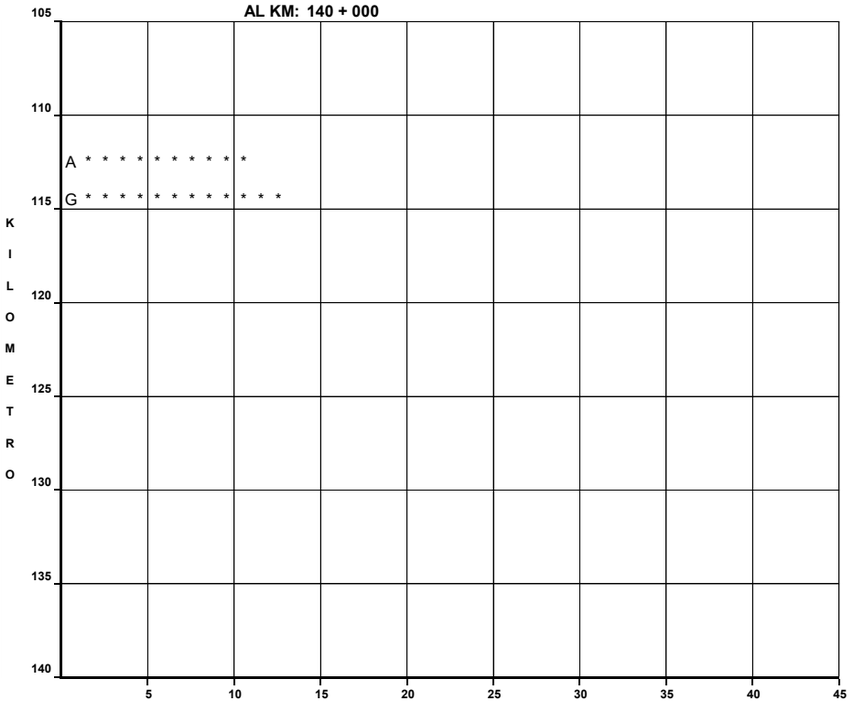


| CLAVE | CLASIFICACION DEL ACCIDENTE | CLAVE | CLASIFICACION DEL ACCIDENTE |
|---|---|---|---|
| A | SALIDA DEL CAMINO | COLISION SOBRE EL CAMINO | |
| | | G | OTRO VEHICULO MOTOR EN TRANSITO |
| SIN COLISION SOBRE EL CAMINO | | H | OTRO VEHICULO MOTOR POR ALCANCE |
| B | VOLCADURA | J | VEHICULO MOTOR ESTACIONADO |
| C | CAIDA DE PASAJERO | K | FERROCARRIL |
| D | INCENDIO | L | BICICLETA |
| E | OTROS | M | ANIMAL |
| COLISION SOBRE EL CAMINO | | N | OBJETO FIJO |
| F | PEATON (ATROPELLAMIENTO) | O | OTROS OBJETOS |

ACCIDENTES EQUIVALENTES A DAÑOS MATERIALES
UN MUERTO = 6 ACCIDENTES
UN HERIDO = 2 ACCIDENTES

# *ACCIDENTES POR KILOMETRO*
## *( 2 0 0 6 )*

**CARRETERA : CATAZAJÁ - T.C. (TUXTLA GTZ. - CD. CUAUHTEMOC)**
**TRAMO: PLAYAS DE CATAZAJA - RANCHO NUEVO**

**DEL KM: 140+000**
**AL KM: 175 + 000**

| KILOMETRO | SALDOS: MUERTOS | SALDOS: HERIDOS | SALDOS: DAÑOS MATERIALES ($) | CAUSAS: CONDUCTOR | CAUSAS: PEATON | CAUSAS: VEHICULO | CAUSAS: CAMINO | CAUSAS: GANADO | CAUSAS: AGENTE NATURAL | NUMERO Y CLASIFICACIÓN DEL ACCIDENTE |
|---|---|---|---|---|---|---|---|---|---|---|
| 140–145 | | 1 | 30,500 | 2 | | | | | | A G * * |
| 145–150 | | 3 | 3,000<br>54,500<br>37,000 | 1<br>3<br>1 | | | | | | A<br>E H M * * * * * *<br>G |
| 150–155 | | 4 | 100,000<br>35,000 | 1<br>1 | | | | | | G<br>A * * * * * * * * |
| 155–160 | | | | | | | | | | |
| 160–165 | 2 | 4<br>3 | 35,000<br>20,000 | 1<br>1 | | | | | | A * * * * * * * * † † † † † † † † † † † †<br>M * * * * * * |
| 165–170 | | | | | | | | | | |
| 170–175 | | 4 | 25,000<br>60,000 | 1<br>1 | | | | | | G<br>G * * * * * * * * |

**DEL KM: 175 + 000**
**AL KM: 210 + 000**

| KILOMETRO | SALDOS: MUERTOS | SALDOS: HERIDOS | SALDOS: DAÑOS MATERIALES ($) | CAUSAS: CONDUCTOR | CAUSAS: PEATON | CAUSAS: VEHICULO | CAUSAS: CAMINO | CAUSAS: GANADO | CAUSAS: AGENTE NATURAL | NUMERO Y CLASIFICACIÓN DEL ACCIDENTE |
|---|---|---|---|---|---|---|---|---|---|---|
| 175–179 | 1 | 2<br>2 | 27,500<br>80,000 | 1<br>1 | | 1 | | | | G * * * * † † † † † †<br>A * * * *<br>A |
| 179–184 | | | | | | | | | | |
| 184–189 | | 2 | 45,000 | 1 | | | | | | A * * * * |
| 189–194 | | 1 | | 1 | | | | | | A * * |
| 194–199 | | | | | | | | | | |
| 199–204 | | | 25,000 | 1 | | | | | | A |
| 204–209 | 3 | 14 | 35,000 | | | 1 | | | | B * * * * * * * * * * * * * * * * * * * * * * * * * * * * † † † † † † † † † † † † † † † † |

| CLAVE | CLASIFICACION DEL ACCIDENTE | CLAVE | CLASIFICACION DEL ACCIDENTE |
|---|---|---|---|
| A | SALIDA DEL CAMINO | | COLISION SOBRE EL CAMINO |
| | | G | OTRO VEHICULO MOTOR EN TRANSITO |
| | SIN COLISION SOBRE EL CAMINO | H | OTRO VEHICULO MOTOR POR ALCANCE |
| B | VOLCADURA | J | VEHICULO MOTOR ESTACIONADO |
| C | CAIDA DE PASAJERO | K | FERROCARRIL |
| D | INCENDIO | L | BICICLETA |
| E | OTROS | M | ANIMAL |
| | COLISION SOBRE EL CAMINO | N | OBJETO FIJO |
| F | PEATON (ATROPELLAMIENTO) | O | OTROS OBJETOS |

ACCIDENTES EQUIVALENTES A DAÑOS MATERIALES
- † UN MUERTO = 6 ACCIDENTES
- * UN HERIDO = 2 ACCIDENTES

# *ACCIDENTES POR KILOMETRO*
# *( 2 0 0 6 )*

**CARRETERA : CATAZAJÁ - T.C. (TUXTLA GTZ. - CD. CUAUHTEMOC)**
**TRAMO: PLAYAS DE CATAZAJA - RANCHO NUEVO**

**DEL KM: 210 + 000**
**AL KM: 245 + 000**

| KILOMETRO | MUERTOS | HERIDOS | DAÑOS MATERIALES ($) | CONDUCTOR | PEAO PAS | VEHICULO | CAMINO | GANADO | A NATURAL |
|---|---|---|---|---|---|---|---|---|---|
| 210 | | 2 | 77,000 | 1 | | | | | |
| 214 | | | 10,000 | 1 | | | | | |
| 219 | | | | | | | | | |
| 224 | | 8 | 25,000 | 1 | | | | | |
| 229 | 1 | 8<br>2<br>2 | 92,500<br>25,000<br>85,000<br>55,000 | 2<br>1<br>1 | 1 | | | | |
| 234 | | | | | | | | | |
| 239 | | | | | | | | | |
| 244 | | | | | | | | | |

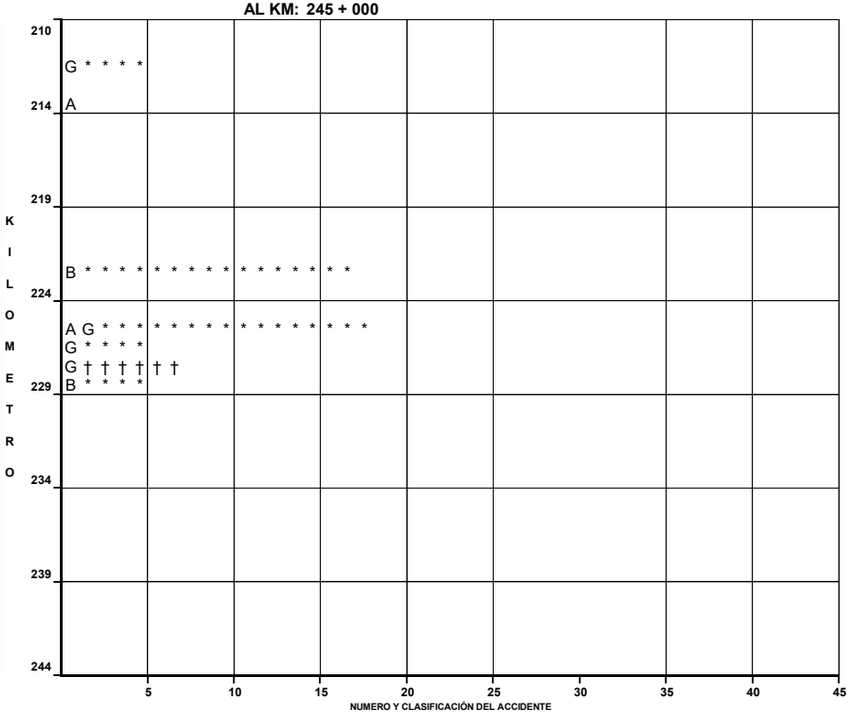


**DEL KM: 245 + 000**
**AL KM: 280 + 000**

| KILOMETRO | MUERTOS | HERIDOS | DAÑOS MATERIALES ($) | CONDUCTOR | PEAO PAS | VEHICULO | CAMINO | GANADO | A NATURAL |
|---|---|---|---|---|---|---|---|---|---|
| 245 | | | | | | | | | |
| 250 | | | | | | | | | |
| 255 | | | | | | | | | |
| 260 | | | | | | | | | |
| 265 | | | | | | | | | |
| 270 | | | | | | | | | |
| 275 | | | | | | | | | |
| 280 | | | | | | | | | |

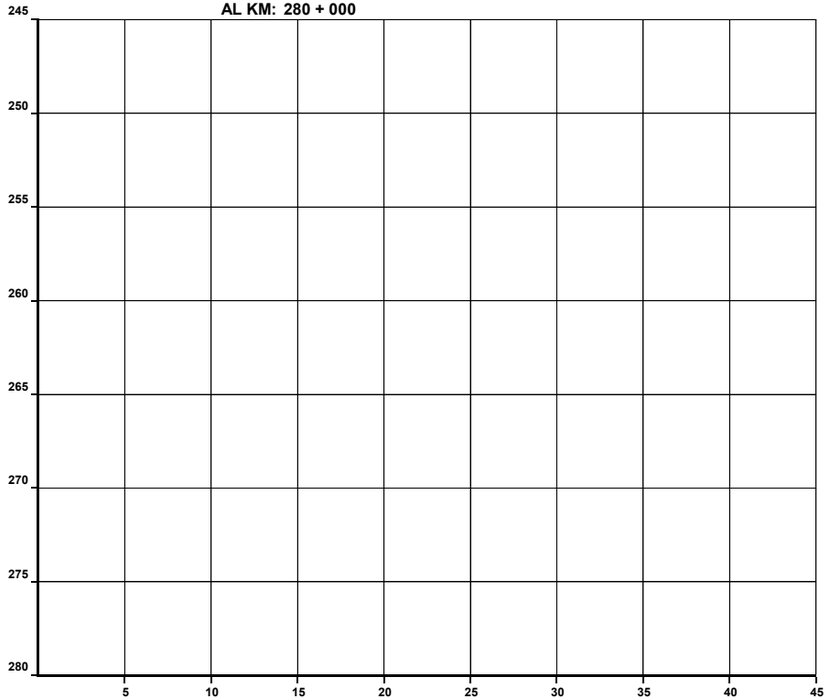


| CLAVE | CLASIFICACION DEL ACCIDENTE | CLAVE | CLASIFICACION DEL ACCIDENTE |
|---|---|---|---|
| **A** | SALIDA DEL CAMINO | COLISION SOBRE EL CAMINO | |
| | | **G** | OTRO VEHICULO MOTOR EN TRANSITO |
| SIN COLISION SOBRE EL CAMINO | | **H** | OTRO VEHICULO MOTOR POR ALCANCE |
| **B** | VOLCADURA | **J** | VEHICULO MOTOR ESTACIONADO |
| **C** | CAIDA DE PASAJERO | **K** | FERROCARRIL |
| **D** | INCENDIO | **L** | BICICLETA |
| **E** | OTROS | **M** | ANIMAL |
| COLISION SOBRE EL CAMINO | | **N** | OBJETO FIJO |
| **F** | PEATON (ATROPELLAMIENTO) | **O** | OTROS OBJETOS |

ACCIDENTES EQUIVALENTES A DAÑOS MATERIALES
✝ UN MUERTO = 6 ACCIDENTES
✡ UN HERIDO = 2 ACCIDENTES

# *ACCIDENTES POR KILOMETRO*
# *( 2 0 0 6 )*

**CARRETERA : VILLAHERMOSA - ESCOPETAZO**
**TRAMO: LIMITES DE EDOS. TABASCO/CHIAPAS - "T" ESCOPETAZO**
**DEL KM: 61 + 000**
**AL KM: 96+000**

| KILOMETRO | MUERTOS | HERIDOS | DAÑOS MATERIALES ($) | CONDUCTOR | PEAS | VEHICULO | CAMINO | GANADO | ANATURAL |
|---|---|---|---|---|---|---|---|---|---|
| 61–65 | | | | | | | | | |
| 65–70 | | 1 | 12,000 | 1 | | | | | |
| | | 1 | 34,000 | 2 | | | | | |
| 70–75 | | 4 | 120,000 | 1 | | | | | |
| 75–80 | | | | | | | | | |
| 80–85 | | 1 | 60,000 | 2 | | | | | |
| 85–90 | | | 30,000 | 1 | | | | | |
| | | | 20,000 | 1 | | | | | |
| 90–95 | | 1 | 30,000 | 1 | | | | | |

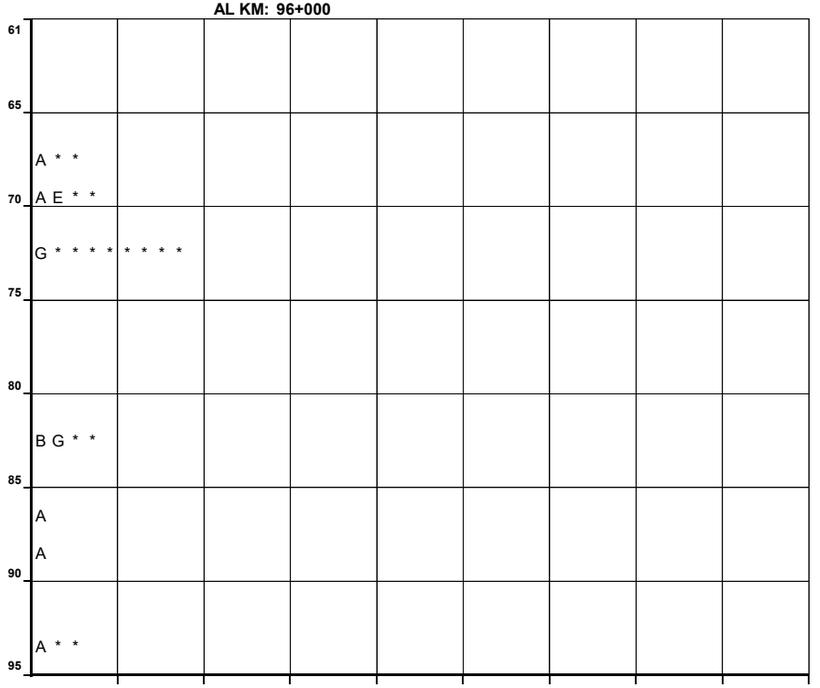


**DEL KM: 96 + 000**
**AL KM: 131 + 000**

| KILOMETRO | MUERTOS | HERIDOS | DAÑOS MATERIALES ($) | CONDUCTOR | PEAS | VEHICULO | CAMINO | GANADO | ANATURAL |
|---|---|---|---|---|---|---|---|---|---|
| 96–100 | | | | | | | | | |
| | | | 15,000 | 1 | | | | | |
| 100–105 | | | 10,000 | 1 | | | | | |
| 105–110 | | | | | | | | | |
| 110–115 | | | | | | | | | |
| 115–120 | | | 30,000 | 1 | | | | | |
| 120–125 | | | | | | | | | |
| 125–130 | | | | | | | | | |

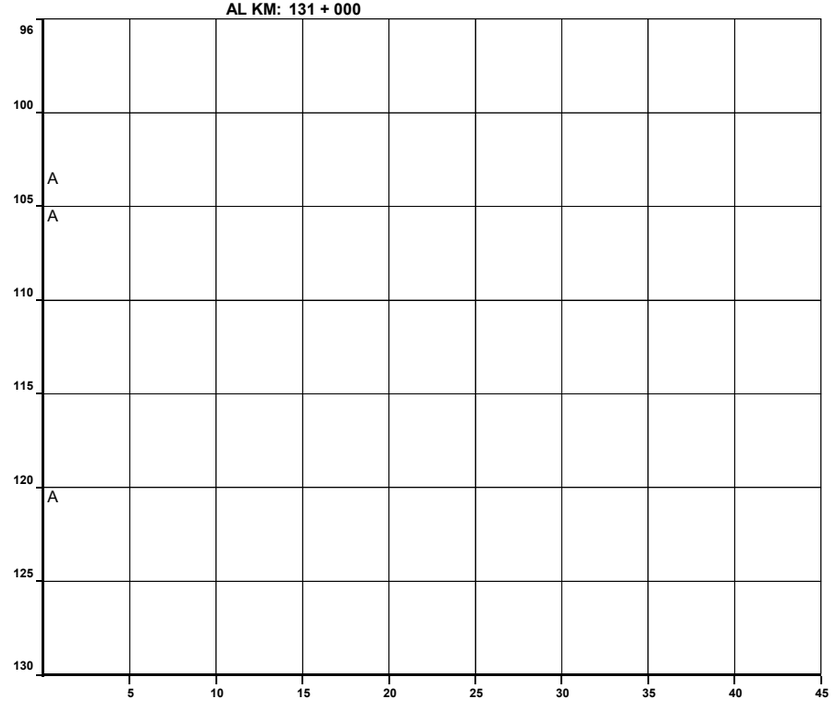


| CLAVE | CLASIFICACION DEL ACCIDENTE | CLAVE | CLASIFICACION DEL ACCIDENTE |
|---|---|---|---|
| A | SALIDA DEL CAMINO | COLISION SOBRE EL CAMINO | |
| | | G | OTRO VEHICULO MOTOR EN TRANSITO |
| SIN COLISION SOBRE EL CAMINO | | H | OTRO VEHICULO MOTOR POR ALCANCE |
| B | VOLCADURA | J | VEHICULO MOTOR ESTACIONADO |
| C | CAIDA DE PASAJERO | K | FERROCARRIL |
| D | INCENDIO | L | BICICLETA |
| E | OTROS | M | ANIMAL |
| COLISION SOBRE EL CAMINO | | N | OBJETO FIJO |
| F | PEATON (ATROPELLAMIENTO) | O | OTROS OBJETOS |

ACCIDENTES EQUIVALENTES A DAÑOS MATERIALES
UN MUERTO = 6 ACCIDENTES
UN HERIDO = 2 ACCIDENTES

# ACCIDENTES POR KILOMETRO
## ( 2 0 0 6 )

**CARRETERA : VILLAHERMOSA - ESCOPETAZO**
**TRAMO: LIMITES DE EDOS. TABASCO/CHIAPAS - "T" ESCOPETAZO**

**DEL KM: 131 + 000**
**AL KM: 166 + 000**

| KILOMETRO | MUERTOS | HERIDOS | DAÑOS MATERIALES ($) | CONDUCTOR | PEATON | VEHICULO | CAMINO | GANADO | ANIMAL NATURAL |
|---|---|---|---|---|---|---|---|---|---|
| 131 | | | | | | | | | |
| 132 | | | | | | | | | |
| 133 | | | | | | | | | |
| 134 | | | | | | | | | |
| 135 | | | | | | | | | |
| 136 | | | | | | | | | |
| 137 | | | | | | | | | |
| 138 | | | | | | | | | |
| 139 | | | | | | | | | |
| 140 | | | | | | | | | |
| 141 | | | | | | | | | |
| 142 | | | | | | | | | |
| 143 | | | | | | | | | |
| 144 | | | | | | | | | |
| 145 | | | | | | | | | |
| 146 | | | | | | | | | |
| 147 | | | | | | | | | |
| 148 | | | | | | | | | |
| 149 | | | | | | | | | |
| 150 | | | | | | | | | |
| 151 | | | | | | | | | |
| 152 | | | | | | | | | |
| 153 | | | | | | | | | |
| 154 | | | | | | | | | |
| 155 | | | | | | | | | |
| 156 | | | | | | | | | |
| 157 | | | | | | | | | |
| 158 | | | | | | | | | |
| 159 | | | | | | | | | |
| 160 | | | | | | | | | |
| 161 | | | | | | | | | |
| 162 | | | | | | | | | |
| 163 | | | | | | | | | |
| 164 | | | | | | | | | |
| 165 | | | | | | | | | |
| SALDOS | 2 | 1 | | 1 | | | | | |
| | 1 | 4 | 95,000 | 2 | | | | | |
| | | 2 | 29,000 | 1 | | | | | |
| | | 1 | 28,000 | 1 | | | | | |

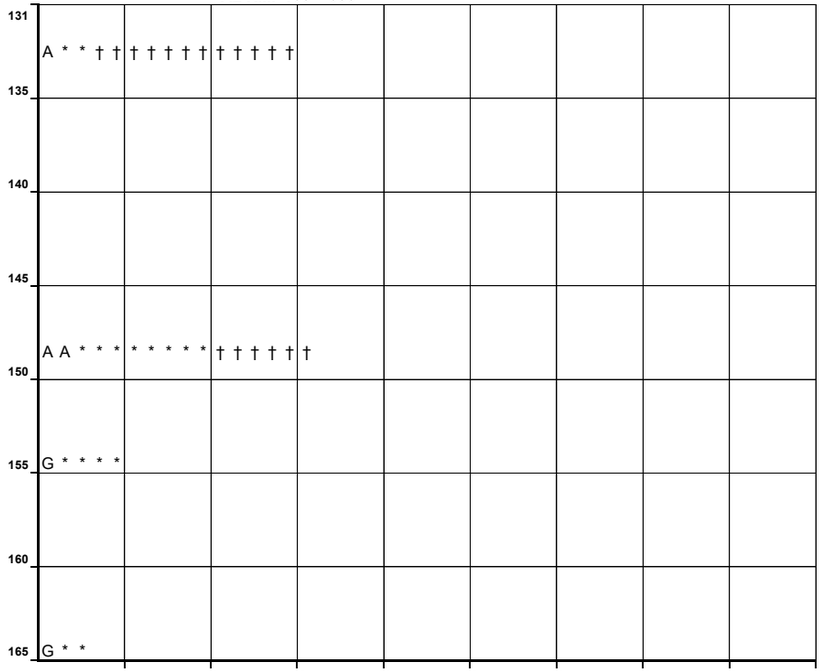


**DEL KM: 166 + 000**
**AL KM: 201 + 000**

| KILOMETRO | MUERTOS | HERIDOS | DAÑOS MATERIALES ($) | CONDUCTOR | PEATON | VEHICULO | CAMINO | GANADO | ANIMAL NATURAL |
|---|---|---|---|---|---|---|---|---|---|
| 166 | | | | | | | | | |
| 167 | | | | | | | | | |
| 168 | | | | | | | | | |
| 169 | | | | | | | | | |
| 170 | | | | | | | | | |
| 171 | | | | | | | | | |
| 172 | | | | | | | | | |
| 173 | | | | | | | | | |
| 174 | | | | | | | | | |
| 175 | | | | | | | | | |
| 176 | | | | | | | | | |
| 177 | | | | | | | | | |
| 178 | | | | | | | | | |
| 179 | | | | | | | | | |
| 180 | | | | | | | | | |
| 181 | | | 20,000 | 1 | | | | | |
| 182 | | | 15,000 | 1 | | | | | |
| 183 | | | 4,000 | 1 | | | | | |
| 184 | | | | | | | | | |
| 185 | | | | | | | | | |
| 186 | | | | | | | | | |
| 187 | | | | | | | | | |
| 188 | | | | | | | | | |
| 189 | | | | | | | | | |
| 190 | | | | | | | | | |
| 191 | | | | | | | | | |
| 192 | | | | | | | | | |
| 193 | | | | | | | | | |
| 194 | | | | | | | | | |
| 195 | | | | | | | | | |
| 196 | | | | | | | | | |
| 197 | | | | | | | | | |
| 198 | | | | | | | | | |
| 199 | | | | | | | | | |
| 200 | | | | | | | | | |
| 201 | | 1 | 3 | 70,000 | 1 | | | | |
| SALDOS | | | | | | | | | |

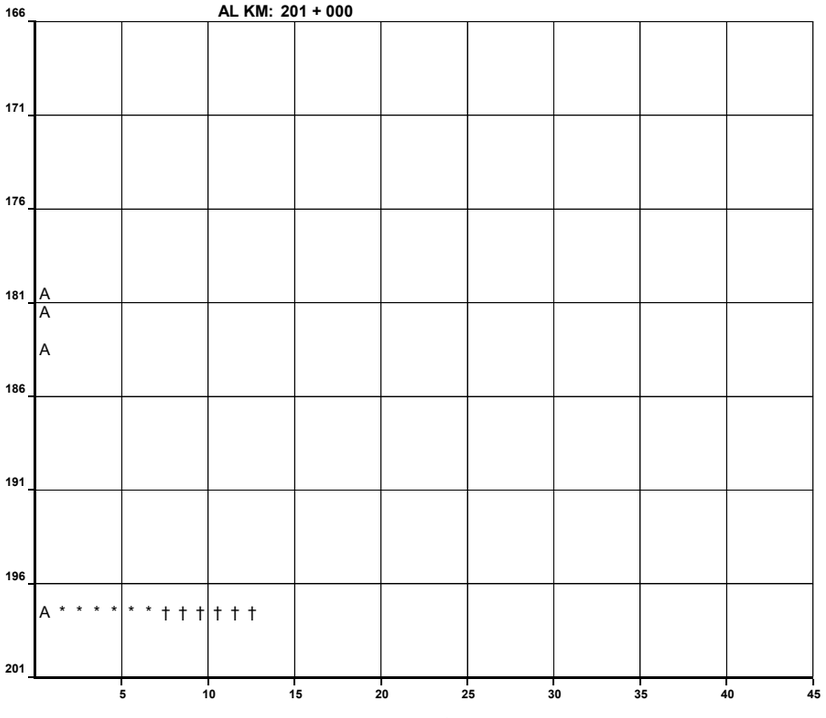


| CLAVE | CLASIFICACION DEL ACCIDENTE | CLAVE | CLASIFICACION DEL ACCIDENTE |
|---|---|---|---|
| | | COLISION SOBRE EL CAMINO | |
| | | G | OTRO VEHICULO MOTOR EN TRANSITO |
| SIN COLISION SOBRE EL CAMINO | | H | OTRO VEHICULO MOTOR POR ALCANCE |
| B | VOLCADURA | J | VEHICULO MOTOR ESTACIONADO |
| C | CAIDA DE PASAJERO | K | FERROCARRIL |
| D | INCENDIO | L | BICICLETA |
| E | OTROS | M | ANIMAL |
| COLISION SOBRE EL CAMINO | | N | OBJETO FIJO |
| F | PEATON (ATROPELLAMIENTO) | O | OTROS OBJETOS |

ACCIDENTES EQUIVALENTES A DAÑOS MATERIALES
† UN MUERTO = 6 ACCIDENTES
✡ UN HERIDO = 2 ACCIDENTES

# ACCIDENTES POR KILOMETRO
## ( 2 0 0 6 )

**CARRETERA : VILLAHERMOSA - ESCOPETAZO**
**TRAMO: LIMITES DE EDOS. TABASCO/CHIAPAS - "T" ESCOPETAZO**
**DEL KM: 201+000**
**AL KM: 236 + 000**

| KILOMETRO | MUERTOS | HERIDOS | DAÑOS MATERIALES ($) | CONDUCTOR | PEAO PASS | VEHICULO | CAMINO | GANADO | ANATURAL |
|---|---|---|---|---|---|---|---|---|---|
| 201–205 | | 2 | 74,000 | 3 | | | | | |
| 205–210 | | | | | | | | | |
| 210–215 | | 4 | 55,000 | 2 | | | | | |
| 215–220 | | | | | | | | | |
| 220–225 | | 1 | 25,000 | 1 | | | | | |
| | | 1 | 16,500 | 1 | | | | | |
| 225–230 | | 1 | 10,000 | 1 | | | | | |
| 230–235 | | | | | | | | | |
| 235–270 | | | | | | | | | |

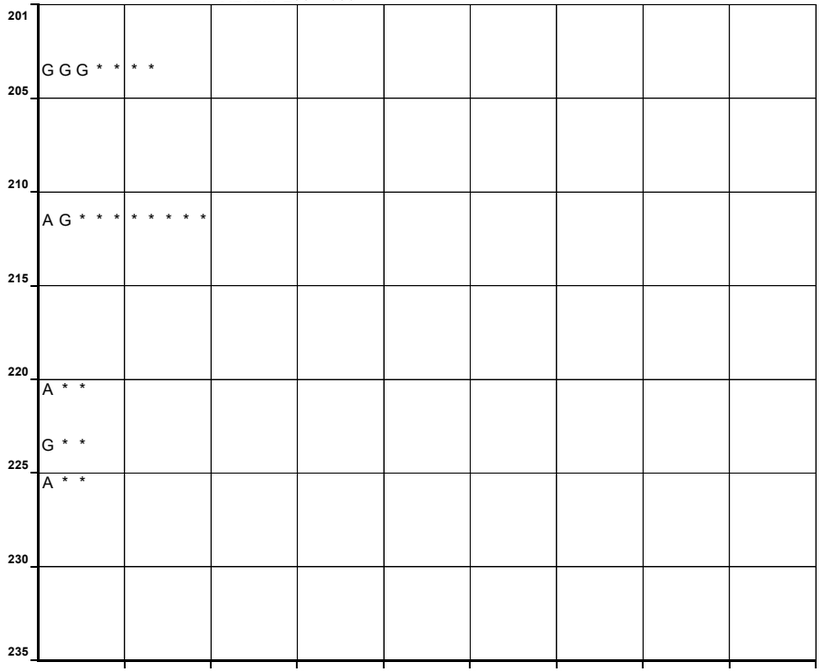


**DEL KM: 236 + 000**
**AL KM: 271 + 000**

| KILOMETRO | MUERTOS | HERIDOS | DAÑOS MATERIALES ($) | CONDUCTOR | PEAO PASS | VEHICULO | CAMINO | GANADO | ANATURAL |
|---|---|---|---|---|---|---|---|---|---|
| 236–240 | | 2 | 35,000 | 1 | | | | | |
| 240–245 | | | 12,000 | 1 | | | | | |
| 245–250 | | 1 | 10,000 | 1 | | | | | |
| 250–255 | | | 18,000 | 1 | | | | | |
| 255–260 | | | | | | | | | |
| 260–265 | | | | | | | | | |
| 265–270 | | | | | | | | | |

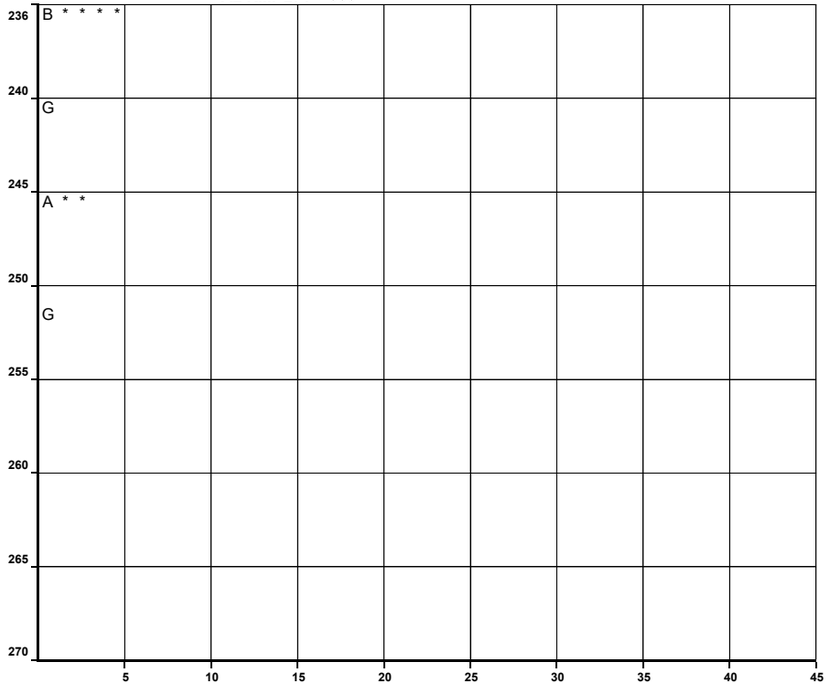


| CLAVE | CLASIFICACION DEL ACCIDENTE | CLAVE | CLASIFICACION DEL ACCIDENTE |
|---|---|---|---|
| | | COLISION SOBRE EL CAMINO | |
| | | G | OTRO VEHICULO MOTOR EN TRANSITO |
| SIN COLISION SOBRE EL CAMINO | | H | OTRO VEHICULO MOTOR POR ALCANCE |
| B | VOLCADURA | J | VEHICULO MOTOR ESTACIONADO |
| C | CAIDA DE PASAJERO | K | FERROCARRIL |
| D | INCENDIO | L | BICICLETA |
| E | OTROS | M | ANIMAL |
| COLISION SOBRE EL CAMINO | | N | OBJETO FIJO |
| F | PEATON (ATROPELLAMIENTO) | O | OTROS OBJETOS |
| A | SALIDA DEL CAMINO | | |

ACCIDENTES EQUIVALENTES A DAÑOS MATERIALES
✝ UN MUERTO = 6 ACCIDENTES
✡ UN HERIDO = 2 ACCIDENTES

# *ACCIDENTES POR KILOMETRO*
# *( 2 0 0 6 )*

**CARRETERA : HUIXTLA - "T" EL JOCOTE**
**TRAMO: HUIXTLA - "T" EL JOCOTE**

**DEL KM: 1 + 000**
**AL KM: 36+000**

| KILOMETRO | MUERTOS | HERIDOS | DAÑOS MATERIALES ($) | CONDUCTOR | PEAS | VEHICULO | CAMINO | GANADO | ANTURAL |
|---|---|---|---|---|---|---|---|---|---|
| 1 | | | | | | | | | |
| 5 | | 4 | 115,000<br>14,000 | 3<br>2 | | | | | |
| 10 | | 4<br>4 | 10,000<br>12,000<br>111,000 | 1<br>2 | | | 1 | | |
| 15 | 1 | 3 | 93,000<br>35,000<br>100,000<br>32,000 | 2<br>1<br>1<br>2 | | | | | |
| 20 | | | | | | | | | |
| 25 | | | | | | | | | |
| 30 | | | | | | | | | |
| 35 | 1 | | 30,000 | 2 | | | | | |

| KILOMETRO | NUMERO Y CLASIFICACIÓN DEL ACCIDENTE |
|---|---|
| 1 | |
| 5 | G G O * * * * * * * *<br>A G |
| 10 | A<br>H * * * * * * * *<br>G G * * * * * * * * |
| 15 | A G * * * * * * † † † † † †<br>G<br>G<br>G G * * * * * * |
| 20 | |
| 25 | |
| 30 | |
| 35 | A A † † † † † † |

**DEL KM: 36 + 000**
**AL KM: 71 + 000**

| KILOMETRO | MUERTOS | HERIDOS | DAÑOS MATERIALES ($) | CONDUCTOR | PEAS | VEHICULO | CAMINO | GANADO | ANTURAL |
|---|---|---|---|---|---|---|---|---|---|
| 36 | | | 19,100 | 1 | | | | | |
| 40 | | | 100,000 | 1 | | | | | |
| 45 | | | | 1 | | | | | |
| 50 | | | | | | | | | |
| 55 | | | | | | | | | |
| 60 | | | | | | | | | |
| 65 | | | | | | | | | |
| 70 | | | | | | | | | |

| KILOMETRO | NUMERO Y CLASIFICACIÓN DEL ACCIDENTE |
|---|---|
| 36 | H |
| 40 | B |
| 45 | E |

| CLAVE | CLASIFICACION DEL ACCIDENTE | CLAVE | CLASIFICACION DEL ACCIDENTE |
|---|---|---|---|
| **A** | SALIDA DEL CAMINO | COLISION SOBRE EL CAMINO | |
| | | **G** | OTRO VEHICULO MOTOR EN TRANSITO |
| SIN COLISION SOBRE EL CAMINO | | **H** | OTRO VEHICULO MOTOR POR ALCANCE |
| **B** | VOLCADURA | **J** | VEHICULO MOTOR ESTACIONADO |
| **C** | CAIDA DE PASAJERO | **K** | FERROCARRIL |
| **D** | INCENDIO | **L** | BICICLETA |
| **E** | OTROS | **M** | ANIMAL |
| COLISION SOBRE EL CAMINO | | **N** | OBJETO FIJO |
| **F** | PEATON (ATROPELLAMIENTO) | **O** | OTROS OBJETOS |

ACCIDENTES EQUIVALENTES A DAÑOS MATERIALES
✝ UN MUERTO = 6 ACCIDENTES
✱ UN HERIDO = 2 ACCIDENTES

# *ACCIDENTES POR KILOMETRO*
## *( 2 0 0 6 )*

**CARRETERA : HUIXTLA - "T" EL JOCOTE**
**TRAMO: HUIXTLA - "T" EL JOCOTE**

**DEL KM: 71 + 000**
**AL KM: 106 + 000**

| Kilómetro | Saldos: Muertos | Saldos: Heridos | Saldos: Daños materiales ($) | Causas: Conductor | Causas: Peatón o pasajero | Causas: Vehículo | Causas: Camino | Causas: Ganado | Causas: Agente natural | Número y clasificación del accidente |
|---|---|---|---|---|---|---|---|---|---|---|
| 71 – 75 | | | 30,000 | 1 | | | | | | A |
| 75 – 80 | | | | | | | | | | |
| 80 – 85 | | | 20,000 | 1 | | | | | | G |
| 85 – 90 | | | | | | | | | | |
| 90 – 95 | | | | | | | | | | |
| 95 – 100 | | | | | | | | | | |
| 100 – 105 | | | 20,000 | 1 | | | | | | H |

Escala: 5, 10, 15, 20, 25, 30, 35, 40, 45 — NUMERO Y CLASIFICACIÓN DEL ACCIDENTE

**DEL KM: 106 + 000**
**AL KM: 141 + 000**

| Kilómetro | Saldos: Muertos | Saldos: Heridos | Saldos: Daños materiales ($) | Causas: Conductor | Causas: Peatón o pasajero | Causas: Vehículo | Causas: Camino | Causas: Ganado | Causas: Agente natural | Número y clasificación del accidente |
|---|---|---|---|---|---|---|---|---|---|---|
| 106 – 110 | | | 10,000 | 1 | | | | | | A |
| | | | 20,000 | 1 | | | | | | G |
| | | 2 | 30,000 | 1 | | | | | | G * * * * |
| 110 – 115 | | | 40,000 | 1 | | | | | | G |
| | | | 30,000 | | | | 1 | | | N |
| 115 – 120 | | 1 | 100,000 | | | 1 | | | | G * * |
| | | | 23,000 | 1 | | | | | | G |
| | 3 | | 15,000 | 2 | | | | | | A G † † † † † † † † † † † † † † † † † † |
| 120 – 125 | | 1 | 21,500 | 1 | | | | | | G * * |
| 125 – 130 | | | | | | | | | | |
| 130 – 135 | | | | | | | | | | |
| 135 – 140 | | | | | | | | | | |

Escala: 5, 10, 15, 20, 25, 30, 35, 40, 45 — NUMERO Y CLASIFICACIÓN DEL ACCIDENTE

| CLAVE | CLASIFICACION DEL ACCIDENTE | CLAVE | CLASIFICACION DEL ACCIDENTE |
|---|---|---|---|
| A | SALIDA DEL CAMINO | | COLISION SOBRE EL CAMINO |
| | | G | OTRO VEHICULO MOTOR EN TRANSITO |
| | SIN COLISION SOBRE EL CAMINO | H | OTRO VEHICULO MOTOR POR ALCANCE |
| B | VOLCADURA | J | VEHICULO MOTOR ESTACIONADO |
| C | CAIDA DE PASAJERO | K | FERROCARRIL |
| D | INCENDIO | L | BICICLETA |
| E | OTROS | M | ANIMAL |
| | COLISION SOBRE EL CAMINO | N | OBJETO FIJO |
| F | PEATON (ATROPELLAMIENTO) | O | OTROS OBJETOS |

ACCIDENTES EQUIVALENTES A DAÑOS MATERIALES
- † UN MUERTO = 6 ACCIDENTES
- * UN HERIDO = 2 ACCIDENTES

# *ACCIDENTES POR KILOMETRO*
# *( 2 0 0 6 )*

**CARRETERA : LAS CRUCES - ARRIAGA**
**TRAMO: LAS CRUCES - ARRIAGA**

**DEL KM: 0 + 000**
**AL KM: 34+000**

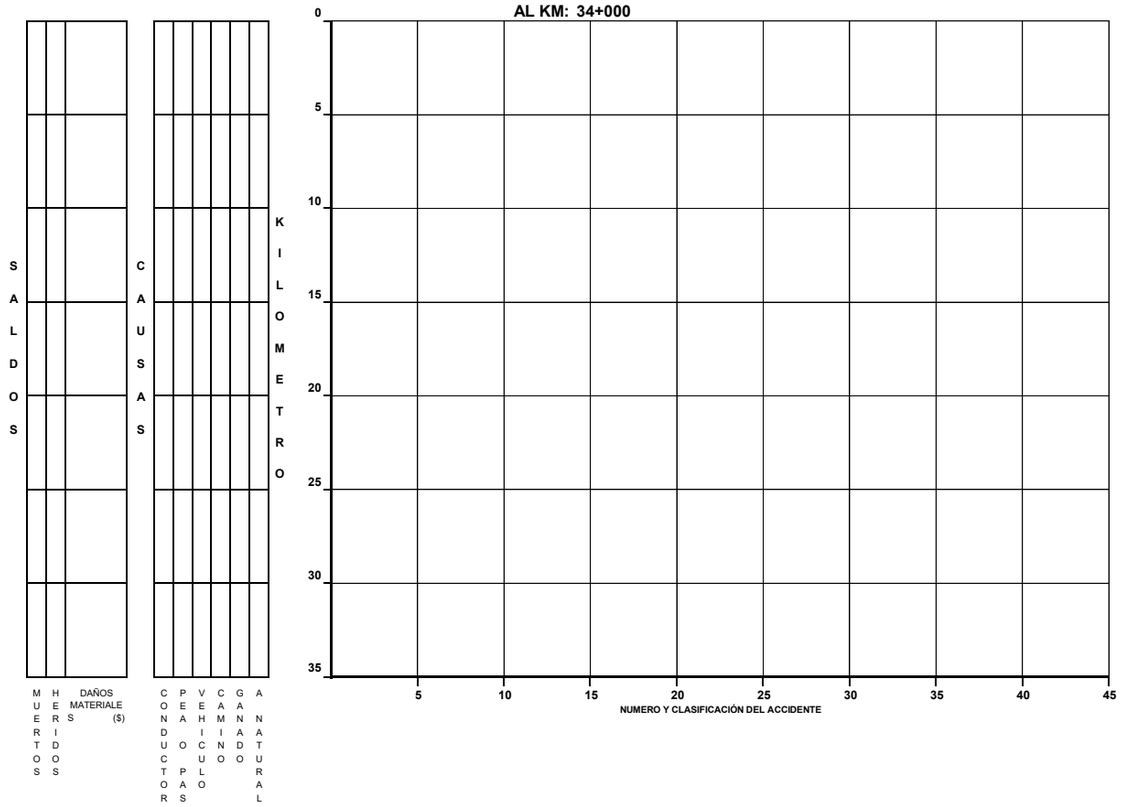


**DEL KM: 35 + 000**
**AL KM: 70 + 000**

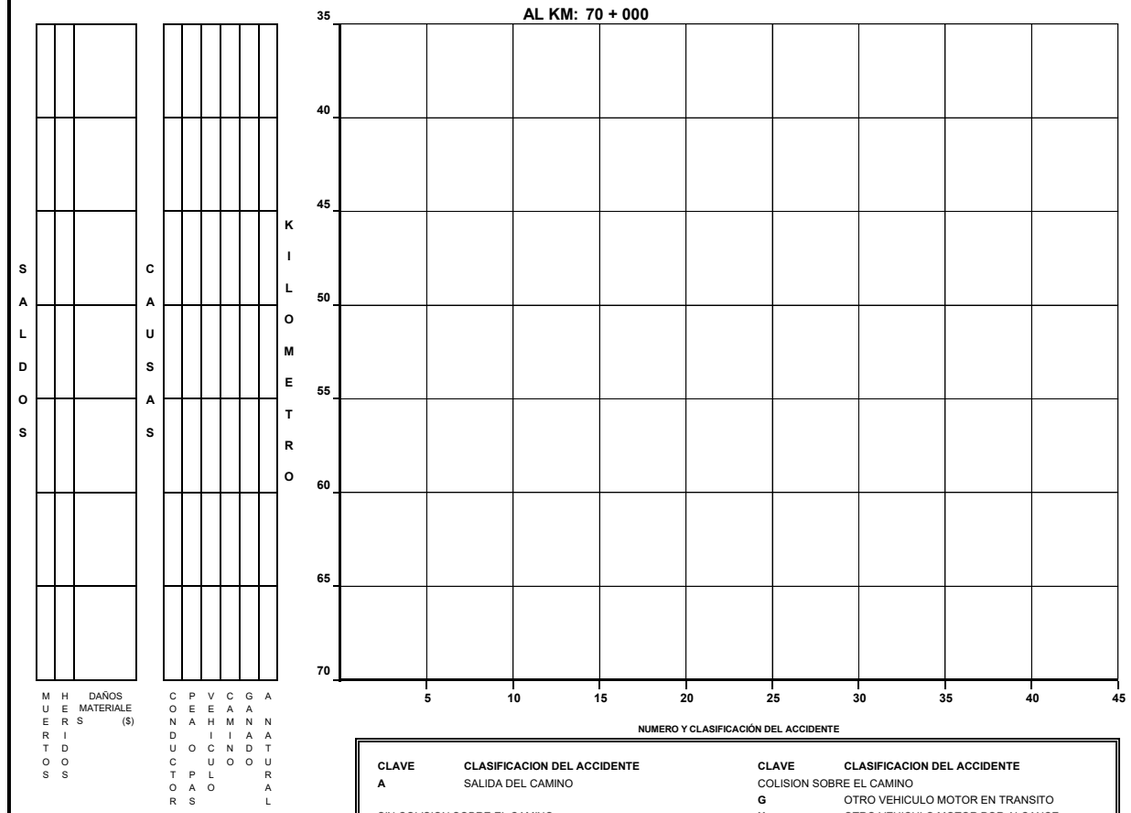


| CLAVE | CLASIFICACION DEL ACCIDENTE | CLAVE | CLASIFICACION DEL ACCIDENTE |
|---|---|---|---|
| | | COLISION SOBRE EL CAMINO | |
| | | G | OTRO VEHICULO MOTOR EN TRANSITO |
| | | H | OTRO VEHICULO MOTOR POR ALCANCE |
| | | J | VEHICULO MOTOR ESTACIONADO |
| | | K | FERROCARRIL |
| | | L | BICICLETA |
| | | M | ANIMAL |
| | | N | OBJETO FIJO |
| | | O | OTROS OBJETOS |
| A | SALIDA DEL CAMINO | | |
| SIN COLISION SOBRE EL CAMINO | | | |
| B | VOLCADURA | | |
| C | CAIDA DE PASAJERO | | |
| D | INCENDIO | | |
| E | OTROS | | |
| COLISION SOBRE EL CAMINO | | | |
| F | PEATON (ATROPELLAMIENTO) | | |

ACCIDENTES EQUIVALENTES A DAÑOS MATERIALES
✝ UN MUERTO = 6 ACCIDENTES
✡ UN HERIDO = 2 ACCIDENTES

# *ACCIDENTES POR KILOMETRO*
# *( 2 0 0 6 )*

**CARRETERA : TAPACHULA - PUERTO MADERO**
**TRAMO: TAPACHULA - PUERTO MADERO**

**DEL KM: 2 + 000**
**AL KM: 36+000**

| KILOMETRO | MUERTOS | HERIDOS | DAÑOS MATERIALES ($) | CONDUCTOR | PEAO | PAS | VEHICULO | CAMINO | GANADO | ANATURAL |
|---|---|---|---|---|---|---|---|---|---|---|
| 2 | | 3 | 15,000 | 1 | | | | | | |
| 6 | A * * * * * * | | | | | | | | | |
| 11 | G * * | 1 | 25,000 | 1 | | | | | | |
| | G | 1 | 31,000 | 1 | | | | | | |
| 16 | G * * * * * * * * * * | 5 | 35,000 | 1 | | | | | | |
| 21 | B G * * † † † † † † | 1 | 12,500 | 2 | | | | | | |
| | A | 1 | 40,000 | 1 | | | | | | |
| | H * * | 1 | 25,000 | 1 | | | | | | |
| 26 | | | | | | | | | | |
| 31 | | | | | | | | | | |
| 36 | | | | | | | | | | |

NUMERO Y CLASIFICACIÓN DEL ACCIDENTE

**DEL KM:**
**AL KM:**

| KILOMETRO | MUERTOS | HERIDOS | DAÑOS MATERIALES ($) | CONDUCTOR | PEAO | PAS | VEHICULO | CAMINO | GANADO | ANATURAL |
|---|---|---|---|---|---|---|---|---|---|---|
| 37 | | | | | | | | | | |
| 42 | | | | | | | | | | |
| 47 | | | | | | | | | | |
| 52 | | | | | | | | | | |
| 57 | | | | | | | | | | |
| 62 | | | | | | | | | | |
| 67 | | | | | | | | | | |
| 72 | | | | | | | | | | |

NUMERO Y CLASIFICACIÓN DEL ACCIDENTE

| CLAVE | CLASIFICACION DEL ACCIDENTE | CLAVE | CLASIFICACION DEL ACCIDENTE |
|---|---|---|---|
| A | SALIDA DEL CAMINO | COLISION SOBRE EL CAMINO | |
| | | G | OTRO VEHICULO MOTOR EN TRANSITO |
| SIN COLISION SOBRE EL CAMINO | | H | OTRO VEHICULO MOTOR POR ALCANCE |
| B | VOLCADURA | J | VEHICULO MOTOR ESTACIONADO |
| C | CAIDA DE PASAJERO | K | FERROCARRIL |
| D | INCENDIO | L | BICICLETA |
| E | OTROS | M | ANIMAL |
| COLISION SOBRE EL CAMINO | | N | OBJETO FIJO |
| F | PEATON (ATROPELLAMIENTO) | O | OTROS OBJETOS |

ACCIDENTES EQUIVALENTES A DAÑOS MATERIALES
✝ UN MUERTO = 6 ACCIDENTES
✱ UN HERIDO = 2 ACCIDENTES

# *ACCIDENTES POR KILOMETRO*
# *( 2 0 0 6 )*

**CARRETERA : RAMAL A CIUDAD HIDALGO**
**TRAMO: RAMAL A CIUDAD HIDALGO**

**DEL KM: 0 + 000**
**AL KM: 34+000**

| KILOMETRO | MUERTOS | HERIDOS | DAÑOS MATERIALES ($) | CONDUCTOR | PEAS | VEHICULO | CAMINO | GANADO | ANTURAL |
|---|---|---|---|---|---|---|---|---|---|
| 0–4 | | 1 | 35,000 | 1 | | | | | |
| | | 4 | 50,000 | 1 | | | 1 | | |
| 4–9 | | 3 | 15,000 | 1 | | | | | |
| | | 2 | 23,000 | 1 | | | | | |
| | | 2 | 20,000 | 1 | | | | | |
| 9–14 | | | 1,000 | 1 | | | | | |
| 14–19 | | | 5,000 | | | 1 | | | |
| 19–24 | | | 50,000 | | | 1 | | | |
| | 1 | 6 | 110,000 | 1 | | | | | |
| 24–29 | | | 2,500 | 1 | | | | | |
| 29–34 | | | | | | | | | |

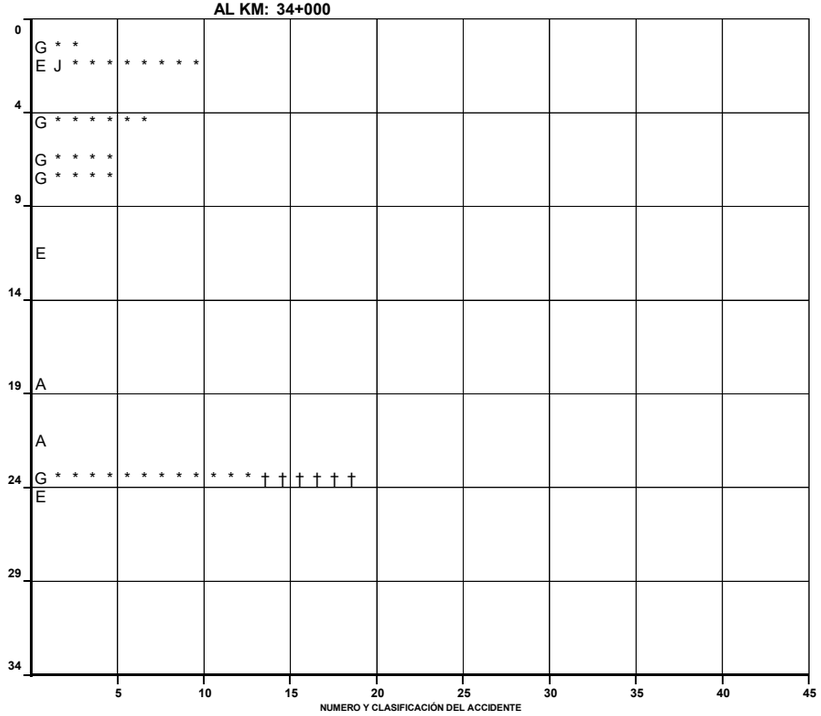


**DEL KM:**
**AL KM:**

| KILOMETRO | MUERTOS | HERIDOS | DAÑOS MATERIALES ($) | CONDUCTOR | PEAS | VEHICULO | CAMINO | GANADO | ANTURAL |
|---|---|---|---|---|---|---|---|---|---|
| 35–40 | | | | | | | | | |
| 40–45 | | | | | | | | | |
| 45–50 | | | | | | | | | |
| 50–55 | | | | | | | | | |
| 55–60 | | | | | | | | | |
| 60–65 | | | | | | | | | |
| 65–70 | | | | | | | | | |

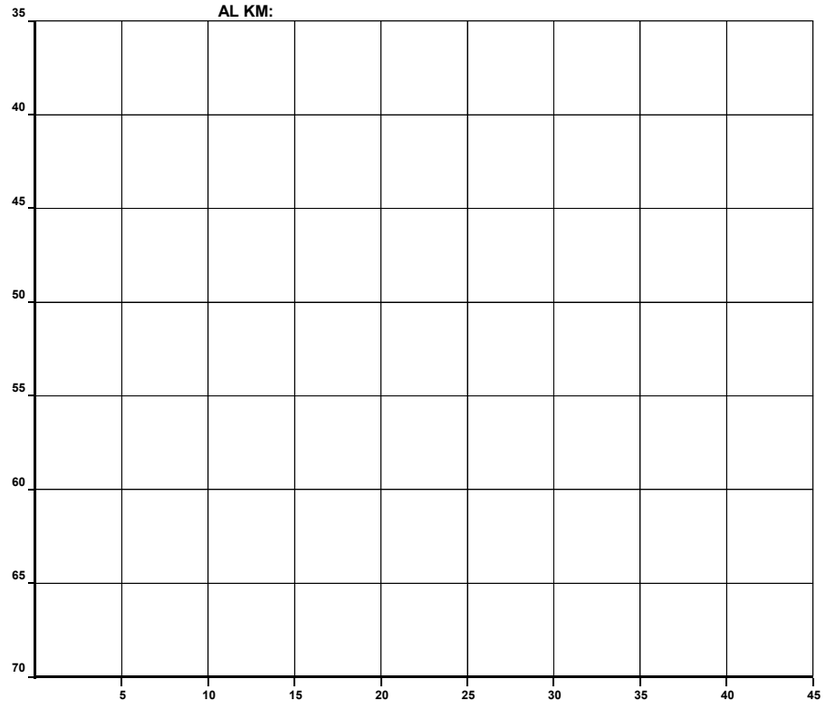


| CLAVE | CLASIFICACION DEL ACCIDENTE | CLAVE | CLASIFICACION DEL ACCIDENTE |
|---|---|---|---|
| **A** | SALIDA DEL CAMINO | COLISION SOBRE EL CAMINO | |
| | | **G** | OTRO VEHICULO MOTOR EN TRANSITO |
| SIN COLISION SOBRE EL CAMINO | | **H** | OTRO VEHICULO MOTOR POR ALCANCE |
| **B** | VOLCADURA | **J** | VEHICULO MOTOR ESTACIONADO |
| **C** | CAIDA DE PASAJERO | **K** | FERROCARRIL |
| **D** | INCENDIO | **L** | BICICLETA |
| **E** | OTROS | **M** | ANIMAL |
| COLISION SOBRE EL CAMINO | | **N** | OBJETO FIJO |
| **F** | PEATON (ATROPELLAMIENTO) | **O** | OTROS OBJETOS |

ACCIDENTES EQUIVALENTES A DAÑOS MATERIALES
✝ UN MUERTO = 6 ACCIDENTES
✱ UN HERIDO = 2 ACCIDENTES

# *ACCIDENTES POR KILOMETRO*
# *( 2 0 0 6 )*

**CARRETERA : RAMAL A UNIÓN JUÁREZ**
**TRAMO: RAMAL A UNIÓN JUÁREZ**

**DEL KM: 0 + 000**
**AL KM: 34+000**

| MUERTOS | HERIDOS | DAÑOS MATERIALES ($) | CONDUCTOR | PEAS | VEHICULO | CAMINO | GANADO | ANTURAL |
|---|---|---|---|---|---|---|---|---|
| | 1 | 2,000 | 1 | | | | | |
| | 2 | 15,500 | 1 | | | | | |
| | | 20,000 | 1 | | | | | |
| 1 | 4 | 25,000 | 2 | | | | | |
| 1 | 5 | 91,000 | 3 | | | | | |
| | 3 | 4,000 | 1 | | | | | |
| | 5 | 69,000 | 2 | | | | | |

SALDOS — CAUSAS — KILOMETRO

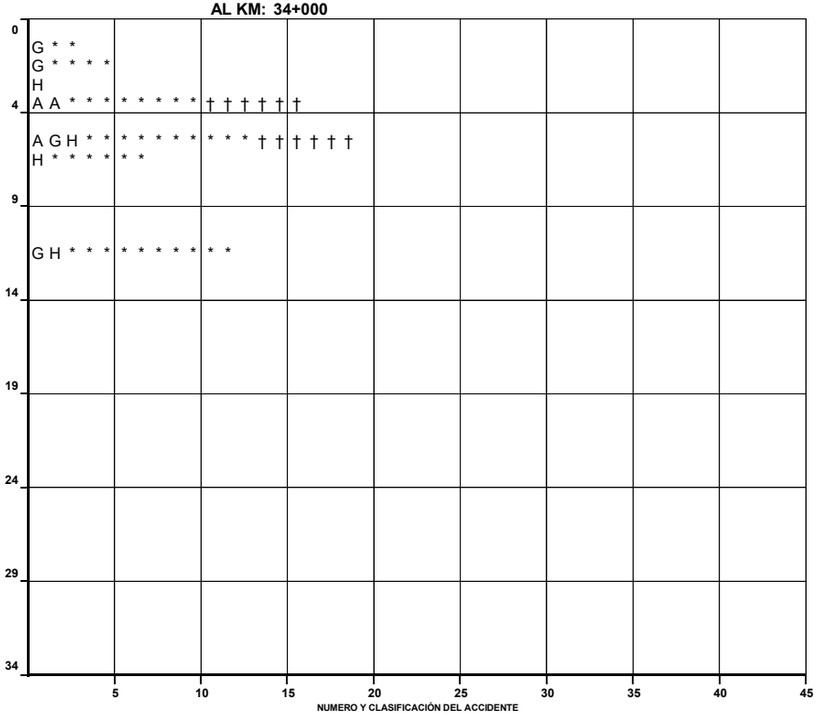


**DEL KM:**
**AL KM:**

| MUERTOS | HERIDOS | DAÑOS MATERIALES ($) | CONDUCTOR | PEAS | VEHICULO | CAMINO | GANADO | ANTURAL |
|---|---|---|---|---|---|---|---|---|

SALDOS — CAUSAS — KILOMETRO

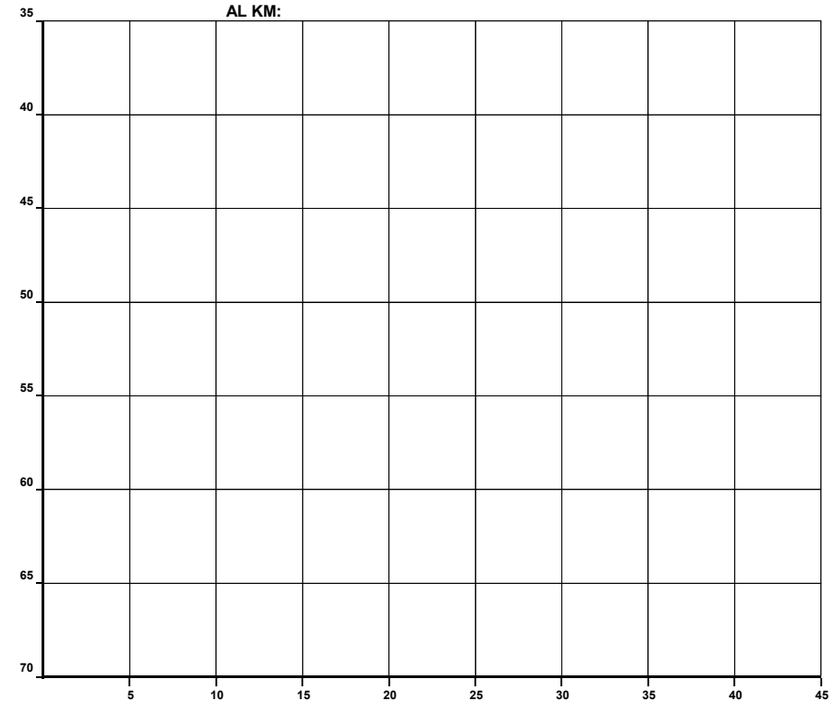


| CLAVE | CLASIFICACION DEL ACCIDENTE | CLAVE | CLASIFICACION DEL ACCIDENTE |
|---|---|---|---|
| **A** | SALIDA DEL CAMINO | COLISION SOBRE EL CAMINO | |
| | | **G** | OTRO VEHICULO MOTOR EN TRANSITO |
| SIN COLISION SOBRE EL CAMINO | | **H** | OTRO VEHICULO MOTOR POR ALCANCE |
| **B** | VOLCADURA | **J** | VEHICULO MOTOR ESTACIONADO |
| **C** | CAIDA DE PASAJERO | **K** | FERROCARRIL |
| **D** | INCENDIO | **L** | BICICLETA |
| **E** | OTROS | **M** | ANIMAL |
| COLISION SOBRE EL CAMINO | | **N** | OBJETO FIJO |
| **F** | PEATON (ATROPELLAMIENTO) | **O** | OTROS OBJETOS |

ACCIDENTES EQUIVALENTES A DAÑOS MATERIALES
✝ UN MUERTO = 6 ACCIDENTES
✱ UN HERIDO = 2 ACCIDENTES

# *ACCIDENTES POR KILOMETRO*
# *( 2 0 0 6 )*

**CARRETERA : T.C. (TAPACHULA - PUERTO MADERO) - CD. HIDALGO**
**TRAMO: JARITAS - CD. HIDALGO**

**DEL KM: 0 + 000**
**AL KM: 35+000**

| SALDOS MUERTOS | SALDOS HERIDOS | DAÑOS MATERIALES ($) | CAUSAS CONDUCTOR | CAUSAS PEA O PAS | CAUSAS VEHICULO | CAUSAS CAMINO | CAUSAS GANADO | CAUSAS NATURAL | KILOMETRO |
|---|---|---|---|---|---|---|---|---|---|
| | | 25,000 | 1 | | | | | | A |
| | 3 | 75,000 | 2 | | | | | | A G * * * * * * |
| 1 | | 20,500 | 1 | | | | | | L † † † † † † |
| | 6 | 4,000 | 1 | | | | | | H * * * * * * * * * * * * |
| 2 | 2 | 61,000 | 2 | | | | | | A H * * * * † † † † † † † † † † † † |
| | 2 | 30,000 | 1 | | | | | | G * * * * |
| | 1 | 20,000 | 1 | | | | | | A * * |
| | 2 | 20,500 | 1 | | | | | | G * * * * |
| 2 | | 1,000 | 1 | | | | | | H † † † † † † † † † † † † |
| | 4 | 16,000 | 1 | | | | | | A * * * * * * * * |

NUMERO Y CLASIFICACIÓN DEL ACCIDENTE

**DEL KM: 35 + 000**
**AL KM: 70 + 000**

| SALDOS MUERTOS | SALDOS HERIDOS | DAÑOS MATERIALES ($) | CAUSAS CONDUCTOR | CAUSAS PEA O PAS | CAUSAS VEHICULO | CAUSAS CAMINO | CAUSAS GANADO | CAUSAS NATURAL | KILOMETRO |
|---|---|---|---|---|---|---|---|---|---|
| | 4 | 40,500 | 1 | | | | | | G * * * * * * * * |
| | 2 | 15,200 | 2 | | | | | | G G * * * * |

NUMERO Y CLASIFICACIÓN DEL ACCIDENTE

| CLAVE | CLASIFICACION DEL ACCIDENTE |
|---|---|
| A | SALIDA DEL CAMINO |
| SIN COLISION SOBRE EL CAMINO | |
| B | VOLCADURA |
| C | CAIDA DE PASAJERO |
| D | INCENDIO |
| E | OTROS |
| COLISION SOBRE EL CAMINO | |
| F | PEATON (ATROPELLAMIENTO) |
| COLISION SOBRE EL CAMINO | |
| G | OTRO VEHICULO MOTOR EN TRANSITO |
| H | OTRO VEHICULO MOTOR POR ALCANCE |
| J | VEHICULO MOTOR ESTACIONADO |
| K | FERROCARRIL |
| L | BICICLETA |
| M | ANIMAL |
| N | OBJETO FIJO |
| O | OTROS OBJETOS |

ACCIDENTES EQUIVALENTES A DAÑOS MATERIALES
✝ UN MUERTO = 6 ACCIDENTES
✡ UN HERIDO = 2 ACCIDENTES

# *ACCIDENTES POR KILOMETRO*
# *( 2 0 0 6 )*

**CARRETERA : LAS LIMAS - ANGOSTURA**
**TRAMO: RAMAL A LA ANGOSTURA**

**DEL KM: 0 + 000**
**AL KM: 35+000**

| MUERTOS | HERIDOS | DAÑOS MATERIALES ($) | CONDUCTOR | PEAO PAS | VEHICULO | CAMINO | GANADO | ANTURAL |
|---|---|---|---|---|---|---|---|---|
| | 5 | 60,000 | 3 | | | | | |
| | 1 | 10,000 | 1 | | | | | |
| | 4 | 22,000 | 1 | | | | | |
| | | | | | | | | |
| | | | | | | | | |
| | | | | | | | | |
| | 1 | 10,000 | 1 | | | | | |
| | | | | | | | | |
| | | 5,000 | 1 | | | | | |
| | 1 | 90,000 | 1 | | | | | |
| | 5 | 160,000 | 2 | | | | | |
| | | | | | | | | |
| | | | | | | | | |
| | 1 | 20,000 | 1 | | | | | |
| | | | | | | | | |
| | | 80,000 | 2 | | | | | |

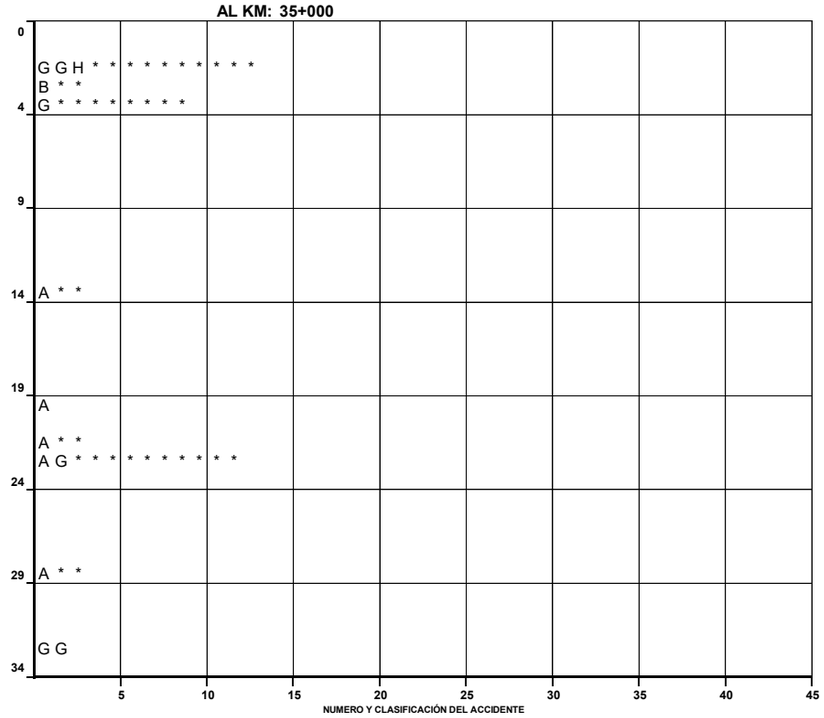


**DEL KM: 35 + 000**
**AL KM: 70 + 000**

| MUERTOS | HERIDOS | DAÑOS MATERIALES ($) | CONDUCTOR | PEAO PAS | VEHICULO | CAMINO | GANADO | ANTURAL |
|---|---|---|---|---|---|---|---|---|

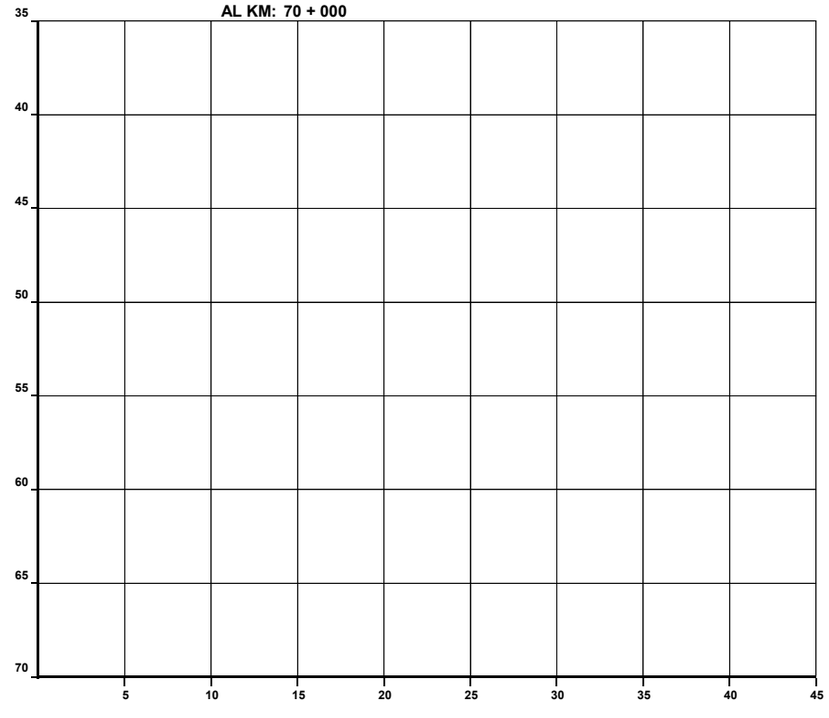


| CLAVE | CLASIFICACION DEL ACCIDENTE | CLAVE | CLASIFICACION DEL ACCIDENTE |
|---|---|---|---|
| **A** | SALIDA DEL CAMINO | COLISION SOBRE EL CAMINO | |
| | | **G** | OTRO VEHICULO MOTOR EN TRANSITO |
| SIN COLISION SOBRE EL CAMINO | | **H** | OTRO VEHICULO MOTOR POR ALCANCE |
| **B** | VOLCADURA | **J** | VEHICULO MOTOR ESTACIONADO |
| **C** | CAIDA DE PASAJERO | **K** | FERROCARRIL |
| **D** | INCENDIO | **L** | BICICLETA |
| **E** | OTROS | **M** | ANIMAL |
| COLISION SOBRE EL CAMINO | | **N** | OBJETO FIJO |
| **F** | PEATON (ATROPELLAMIENTO) | **O** | OTROS OBJETOS |

ACCIDENTES EQUIVALENTES A DAÑOS MATERIALES
✝ UN MUERTO = 6 ACCIDENTES
✱ UN HERIDO = 2 ACCIDENTES

# *ACCIDENTES POR KILOMETRO*
# *( 2 0 0 6 )*

**CARRETERA : TERÁN - CHICOASÉN**
**TRAMO: RAMAL A PRESA CHICOASÉN**

**DEL KM: 5 + 000**
**AL KM: 40+000**

| MUERTOS | HERIDOS | DAÑOS MATERIALES ($) | CONDUCTOR | PEAS | VEHICULO | CAMINO | GANADO | ANTURAL |
|---|---|---|---|---|---|---|---|---|
| | 6 | 52,000 | 2 | | | | | |
| | 2 | 23,000 | 1 | | | | | |
| 1 | 4 | 112,000 | 4 | | | | | |
| | 2 | 23,000 | 1 | | | | | |
| | | 11,000 | 1 | | | | | |
| | | | | | | | | |
| | 2 | 18,000 | 1 | | | | | |
| | | | | | | | | |
| | | 15,000 | 1 | | | | | |
| 1 | 2 | 120,000 | | | 1 | | | |
| | | 60,000 | 2 | | | | | |

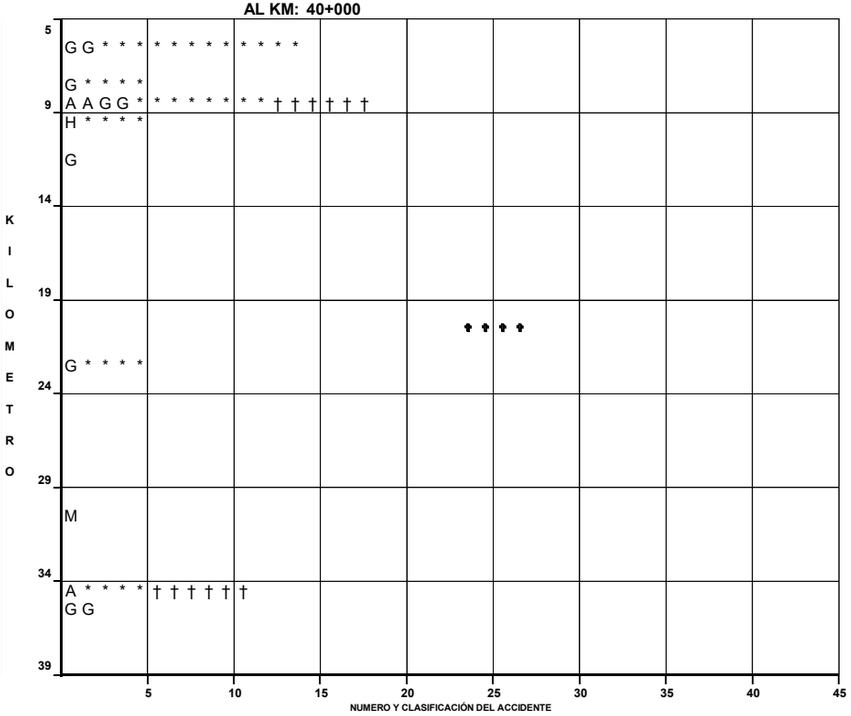


**DEL KM: 40 + 000**
**AL KM: 75 + 000**

| MUERTOS | HERIDOS | DAÑOS MATERIALES ($) | CONDUCTOR | PEAS | VEHICULO | CAMINO | GANADO | ANTURAL |
|---|---|---|---|---|---|---|---|---|

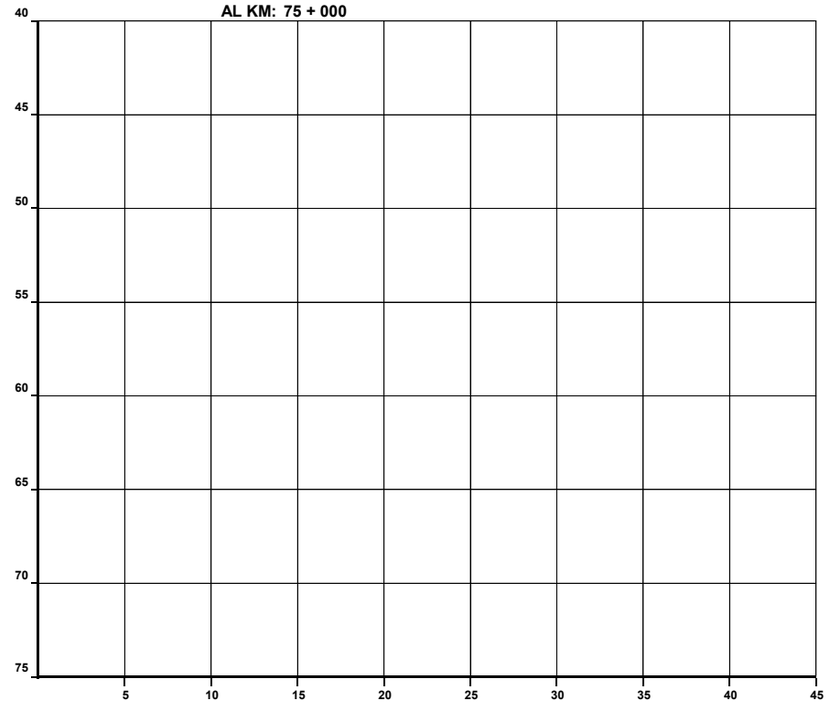


| CLAVE | CLASIFICACION DEL ACCIDENTE |
|---|---|
| **A** | SALIDA DEL CAMINO |
| SIN COLISION SOBRE EL CAMINO | |
| **B** | VOLCADURA |
| **C** | CAIDA DE PASAJERO |
| **D** | INCENDIO |
| **E** | OTROS |
| COLISION SOBRE EL CAMINO | |
| **F** | PEATON (ATROPELLAMIENTO) |

| CLAVE | CLASIFICACION DEL ACCIDENTE |
|---|---|
| COLISION SOBRE EL CAMINO | |
| **G** | OTRO VEHICULO MOTOR EN TRANSITO |
| **H** | OTRO VEHICULO MOTOR POR ALCANCE |
| **J** | VEHICULO MOTOR ESTACIONADO |
| **K** | FERROCARRIL |
| **L** | BICICLETA |
| **M** | ANIMAL |
| **N** | OBJETO FIJO |
| **O** | OTROS OBJETOS |

ACCIDENTES EQUIVALENTES A DAÑOS MATERIALES
✝ UN MUERTO = 6 ACCIDENTES
✡ UN HERIDO = 2 ACCIDENTES

# *ACCIDENTES POR KILOMETRO*
# *( 2 0 0 6 )*

**CARRETERA : LAS DELICIAS - LA POCHOTA**
**TRAMO: ALTERNA A BERRIOZABAL**

**DEL KM: 0 + 000**
**AL KM: 35+000**

| KILOMETRO | MUERTOS | HERIDOS | DAÑOS MATERIALES ($) | CONDUCTOR | PEAO | PAS | VEHICULO | CAMINO | GANADO | ANATURAL |
|---|---|---|---|---|---|---|---|---|---|---|
| 0 | | 4 | 10,000 | 1 | | | | | | |
| | | 2 | 70,000 | 2 | | | | | | |
| | | | 95,000 | 1 | | | | | | |
| 4 | | | 87,000 | 1 | | 1 | | | | |
| | | | 20,000 | 1 | | | | | | |
| | | | 12,000 | 1 | | | | | | |
| 9 | | 2 | 40,000 | 1 | | | | | | |
| | | 2 | 55,000 | 1 | | | | | | |
| | | 2 | 40,000 | 1 | | | | | | |
| 14 | | | 46,000 | 1 | | | | | | |
| | | | 45,000 | 2 | | | | | | |
| 19 | | | | | | | | | | |
| 24 | | | | | | | | | | |
| 29 | | | | | | | | | | |
| 34 | | | | | | | | | | |

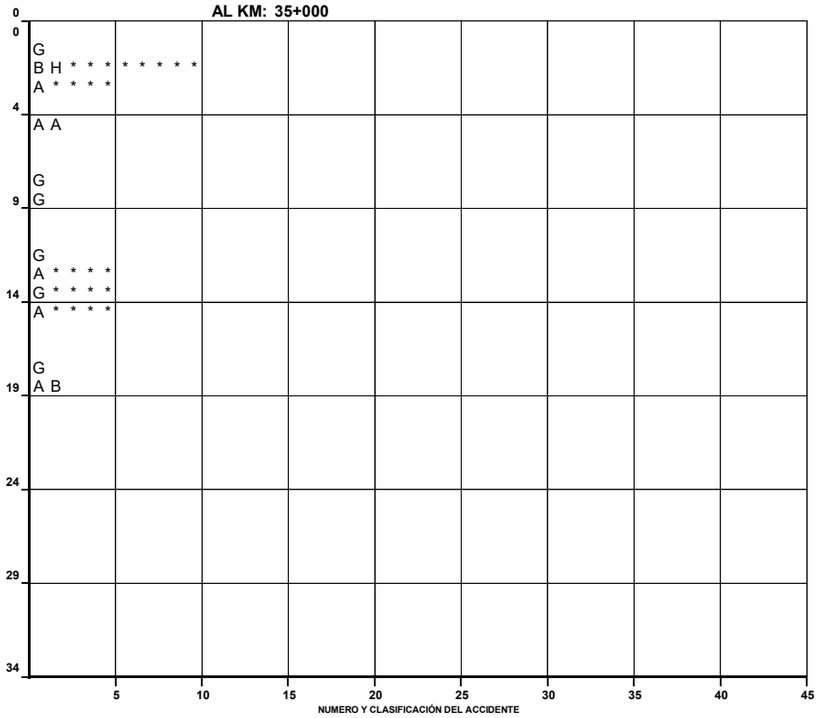


**DEL KM:**
**AL KM:**

| KILOMETRO | MUERTOS | HERIDOS | DAÑOS MATERIALES ($) | CONDUCTOR | PEAO | PAS | VEHICULO | CAMINO | GANADO | ANATURAL |
|---|---|---|---|---|---|---|---|---|---|---|
| 35 | | | | | | | | | | |
| 40 | | | | | | | | | | |
| 45 | | | | | | | | | | |
| 50 | | | | | | | | | | |
| 55 | | | | | | | | | | |
| 60 | | | | | | | | | | |
| 65 | | | | | | | | | | |
| 70 | | | | | | | | | | |

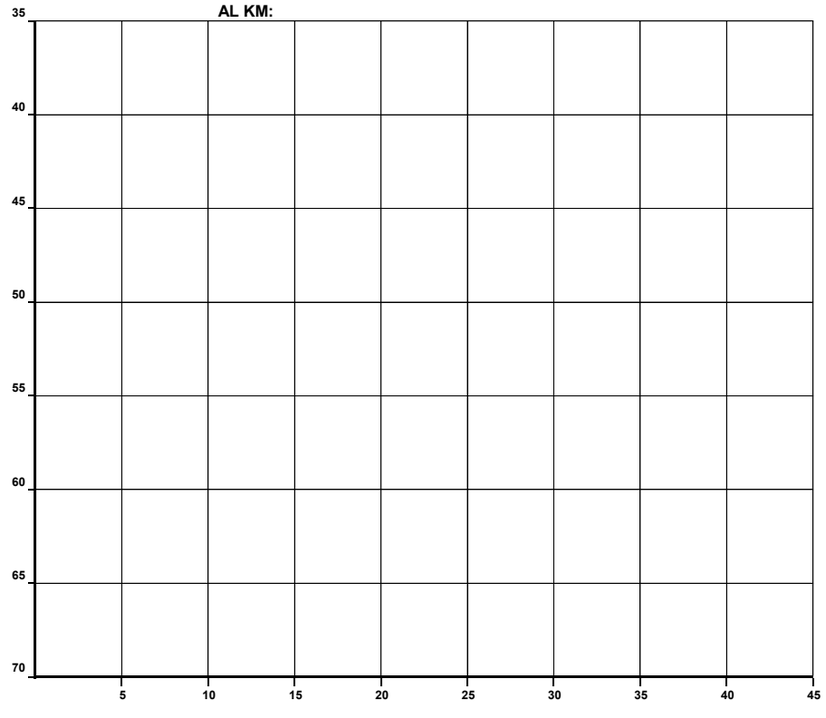


| CLAVE | CLASIFICACION DEL ACCIDENTE | CLAVE | CLASIFICACION DEL ACCIDENTE |
|---|---|---|---|
| **A** | SALIDA DEL CAMINO | COLISION SOBRE EL CAMINO | |
| | | **G** | OTRO VEHICULO MOTOR EN TRANSITO |
| SIN COLISION SOBRE EL CAMINO | | **H** | OTRO VEHICULO MOTOR POR ALCANCE |
| **B** | VOLCADURA | **J** | VEHICULO MOTOR ESTACIONADO |
| **C** | CAIDA DE PASAJERO | **K** | FERROCARRIL |
| **D** | INCENDIO | **L** | BICICLETA |
| **E** | OTROS | **M** | ANIMAL |
| COLISION SOBRE EL CAMINO | | **N** | OBJETO FIJO |
| **F** | PEATON (ATROPELLAMIENTO) | **O** | OTROS OBJETOS |

ACCIDENTES EQUIVALENTES A DAÑOS MATERIALES
✝ UN MUERTO = 6 ACCIDENTES
✡ UN HERIDO = 2 ACCIDENTES

# *ACCIDENTES POR KILOMETRO*
# *( 2 0 0 6 )*

**CARRETERA : LIBRAMIENTO DE OCOZOCOAUTLA**
**TRAMO: LIBRAMIENTO DE OCOZOCOAUTLA**

**DEL KM: 0 + 000**
**AL KM: 35+000**

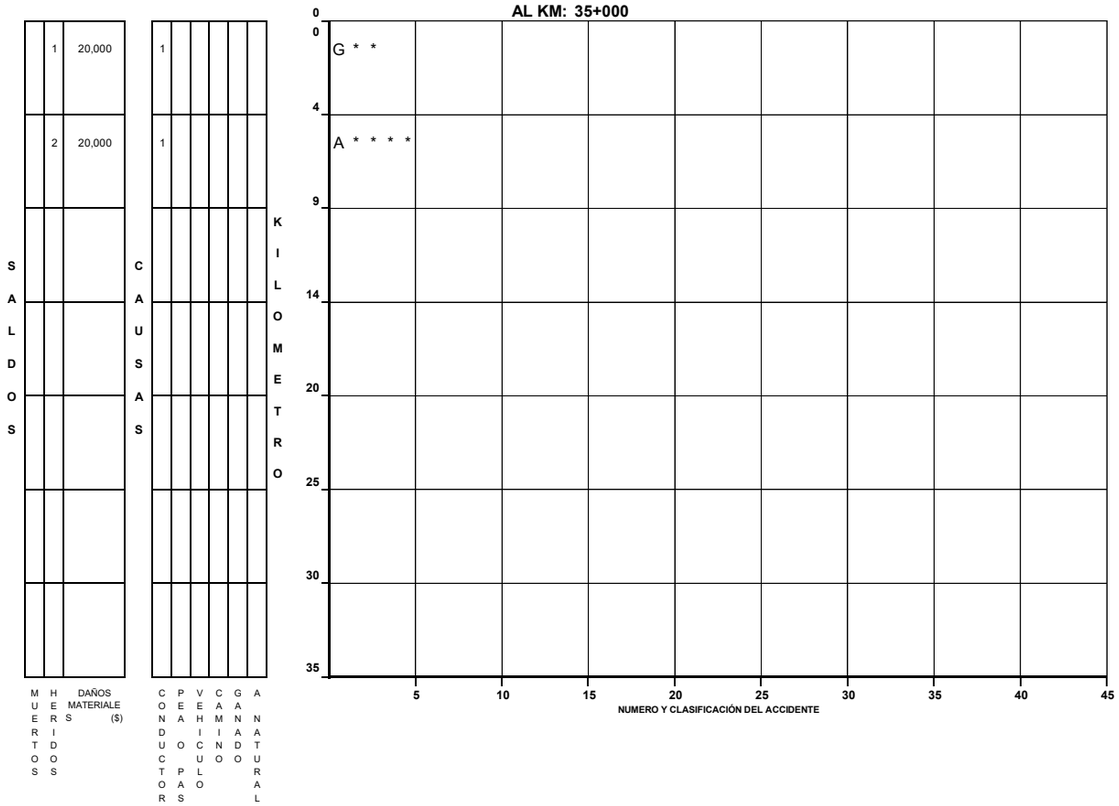


**DEL KM:**
**AL KM:**

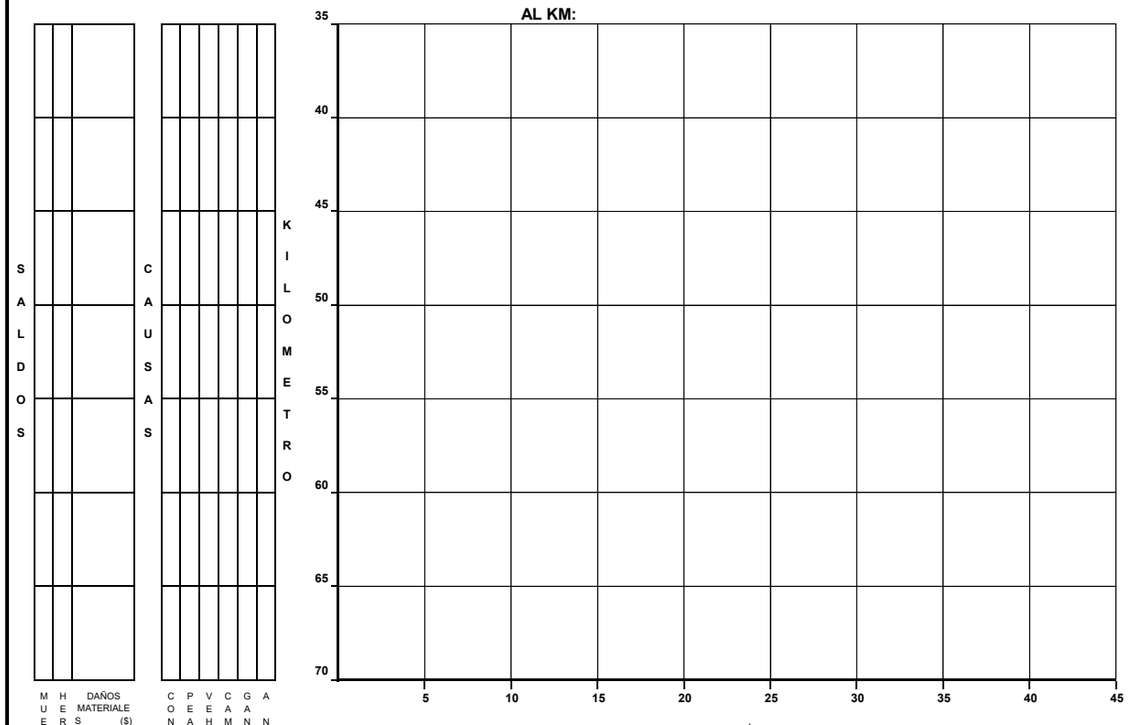


| CLAVE | CLASIFICACION DEL ACCIDENTE | CLAVE | CLASIFICACION DEL ACCIDENTE |
|---|---|---|---|
| **A** | SALIDA DEL CAMINO | COLISION SOBRE EL CAMINO | |
| | | **G** | OTRO VEHICULO MOTOR EN TRANSITO |
| SIN COLISION SOBRE EL CAMINO | | **H** | OTRO VEHICULO MOTOR POR ALCANCE |
| **B** | VOLCADURA | **J** | VEHICULO MOTOR ESTACIONADO |
| **C** | CAIDA DE PASAJERO | **K** | FERROCARRIL |
| **D** | INCENDIO | **L** | BICICLETA |
| **E** | OTROS | **M** | ANIMAL |
| COLISION SOBRE EL CAMINO | | **N** | OBJETO FIJO |
| **F** | PEATON (ATROPELLAMIENTO) | **O** | OTROS OBJETOS |

ACCIDENTES EQUIVALENTES A DAÑOS MATERIALES
✝ UN MUERTO = 6 ACCIDENTES
✡ UN HERIDO = 2 ACCIDENTES

# *ACCIDENTES POR KILOMETRO*
# *( 2 0 0 6 )*

**CARRETERA : BENEMERITO DE LAS AMERICAS - PALENQUE**
**TRAMO: FRONTERIZA DEL SUR**

**DEL KM: 0+000**
**AL KM: 34+000**

| SALDOS: MUERTOS | SALDOS: HERIDOS | SALDOS: DAÑOS MATERIALES ($) | CAUSAS: CONDUCTOR | CAUSAS: PEAS | CAUSAS: VEHICULO | CAUSAS: CAMINO | CAUSAS: GANADO | CAUSAS: ANATURAL |
|---|---|---|---|---|---|---|---|---|
| | 4 | 25,000 | 1 | | | | | |
| | 1 | 50,000 | 2 | | | | | |

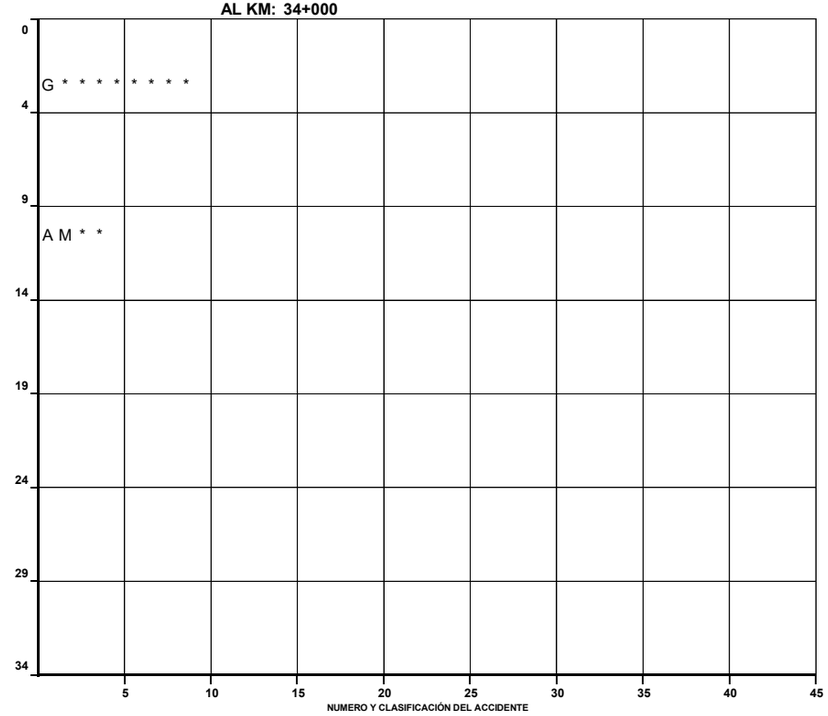


**DEL KM: 35+000**
**AL KM: 69+000**

| SALDOS: MUERTOS | SALDOS: HERIDOS | SALDOS: DAÑOS MATERIALES ($) | CAUSAS: CONDUCTOR | CAUSAS: PEAS | CAUSAS: VEHICULO | CAUSAS: CAMINO | CAUSAS: GANADO | CAUSAS: ANATURAL |
|---|---|---|---|---|---|---|---|---|

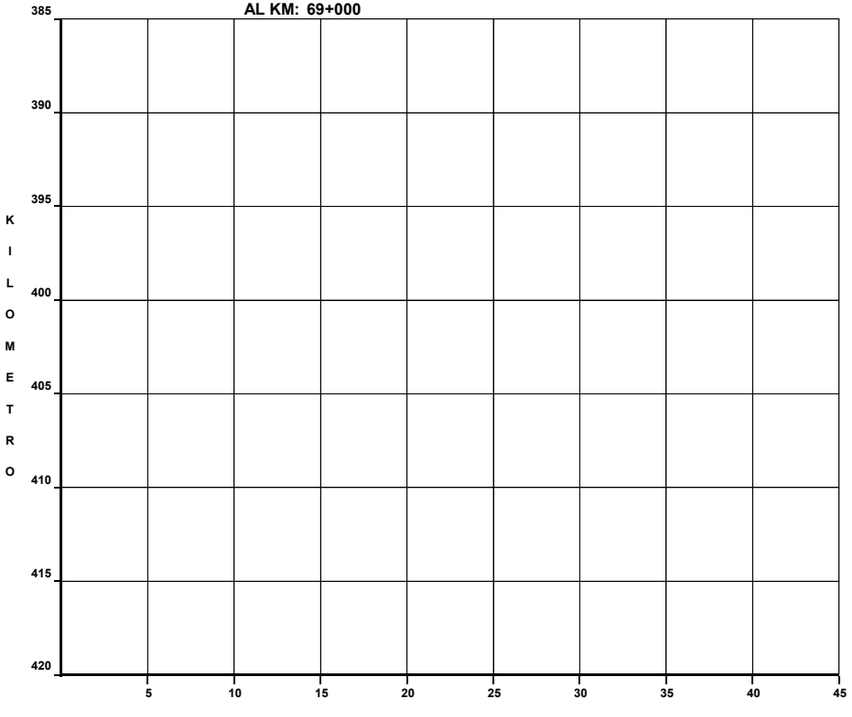


| CLAVE | CLASIFICACION DEL ACCIDENTE | CLAVE | CLASIFICACION DEL ACCIDENTE |
|---|---|---|---|
| **A** | SALIDA DEL CAMINO | COLISION SOBRE EL CAMINO | |
| | | **G** | OTRO VEHICULO MOTOR EN TRANSITO |
| SIN COLISION SOBRE EL CAMINO | | **H** | OTRO VEHICULO MOTOR POR ALCANCE |
| **B** | VOLCADURA | **J** | VEHICULO MOTOR ESTACIONADO |
| **C** | CAIDA DE PASAJERO | **K** | FERROCARRIL |
| **D** | INCENDIO | **L** | BICICLETA |
| **E** | OTROS | **M** | ANIMAL |
| COLISION SOBRE EL CAMINO | | **N** | OBJETO FIJO |
| **F** | PEATON (ATROPELLAMIENTO) | **O** | OTROS OBJETOS |

ACCIDENTES EQUIVALENTES A DAÑOS MATERIALES
✝ UN MUERTO = 6 ACCIDENTES
✱ UN HERIDO = 2 ACCIDENTES

# *ACCIDENTES POR KILOMETRO*
# *( 2 0 0 6 )*

**CARRETERA : BENEMERITO DE LAS AMERICAS - PALENQUE**
**TRAMO: FRONTERIZA DEL SUR**

**DEL KM: 70+000**
**AL KM: 104+000**

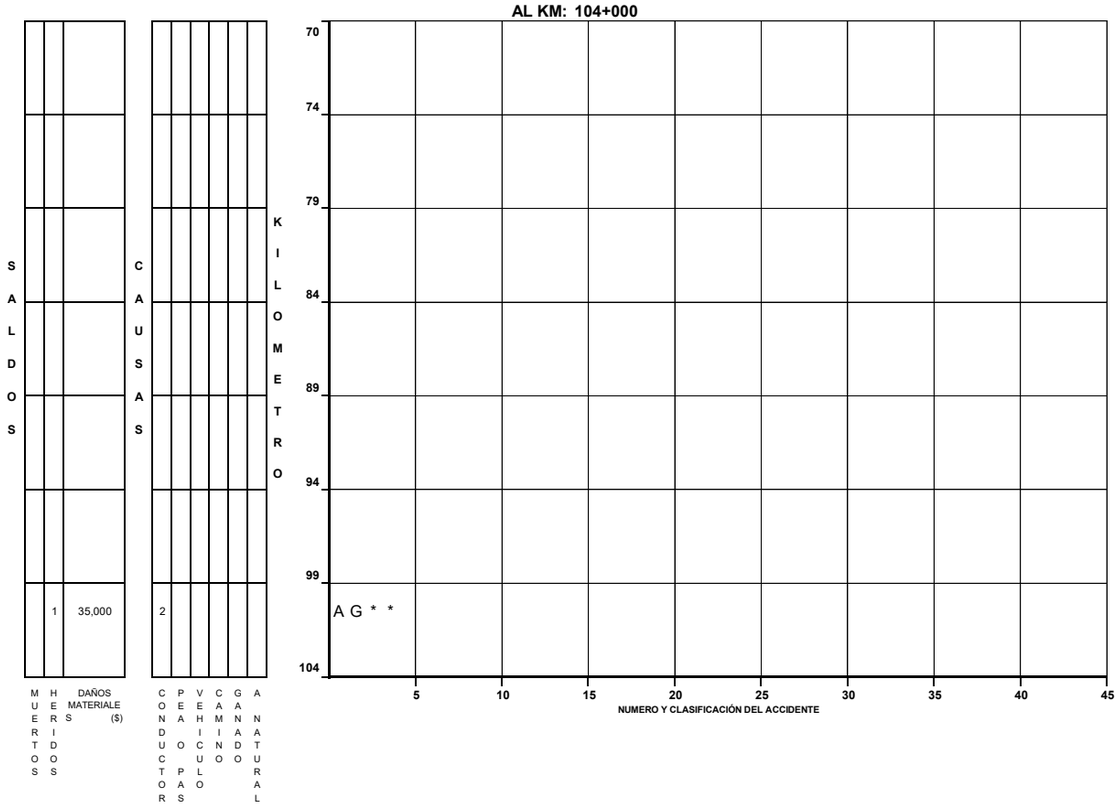


**DEL KM: 105+000**
**AL KM: 139+000**

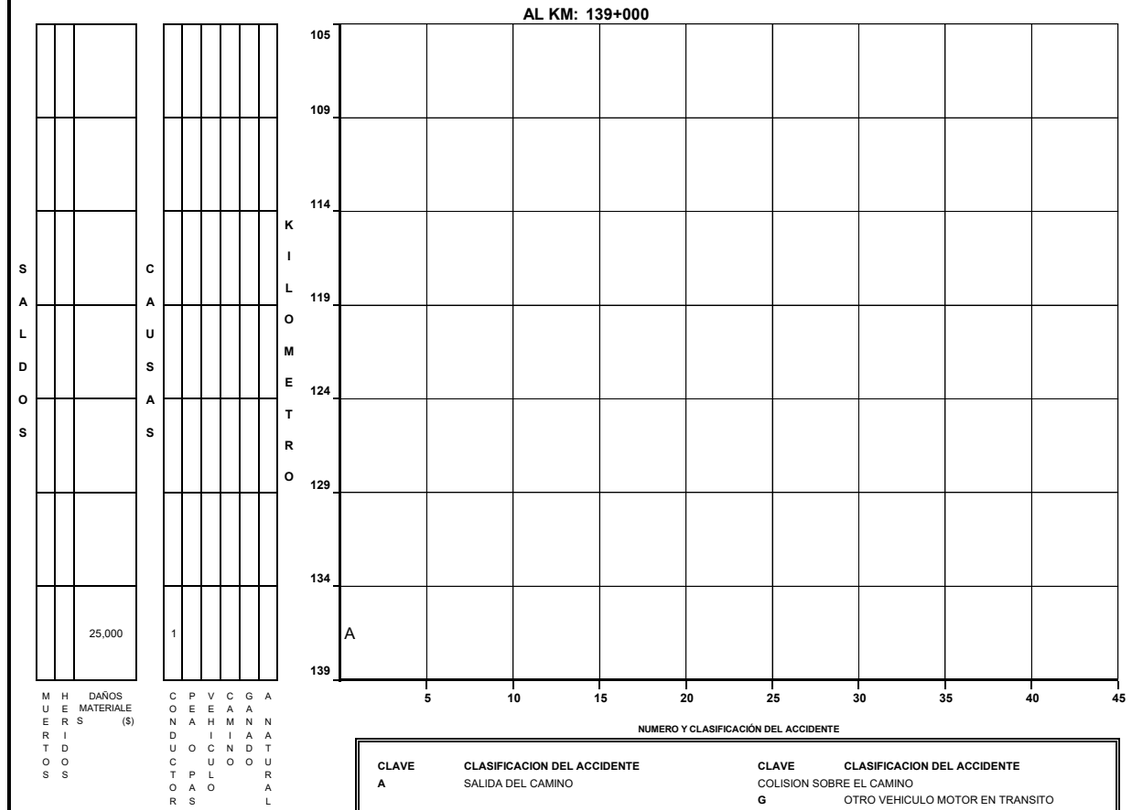


| CLAVE | CLASIFICACION DEL ACCIDENTE | CLAVE | CLASIFICACION DEL ACCIDENTE |
|---|---|---|---|
| **A** | SALIDA DEL CAMINO | COLISION SOBRE EL CAMINO | |
| | | **G** | OTRO VEHICULO MOTOR EN TRANSITO |
| SIN COLISION SOBRE EL CAMINO | | **H** | OTRO VEHICULO MOTOR POR ALCANCE |
| **B** | VOLCADURA | **J** | VEHICULO MOTOR ESTACIONADO |
| **C** | CAIDA DE PASAJERO | **K** | FERROCARRIL |
| **D** | INCENDIO | **L** | BICICLETA |
| **E** | OTROS | **M** | ANIMAL |
| COLISION SOBRE EL CAMINO | | **N** | OBJETO FIJO |
| **F** | PEATON (ATROPELLAMIENTO) | **O** | OTROS OBJETOS |

ACCIDENTES EQUIVALENTES A DAÑOS MATERIALES
✝ UN MUERTO = 6 ACCIDENTES
✱ UN HERIDO = 2 ACCIDENTES

# *ACCIDENTES POR KILOMETRO*
## *( 2 0 0 6 )*

**CARRETERA : BENEMERITO DE LAS AMERICAS - PALENQUE**
**TRAMO: FRONTERIZA DEL SUR**

**DEL KM: 140+000**
**AL KM: 174+000**

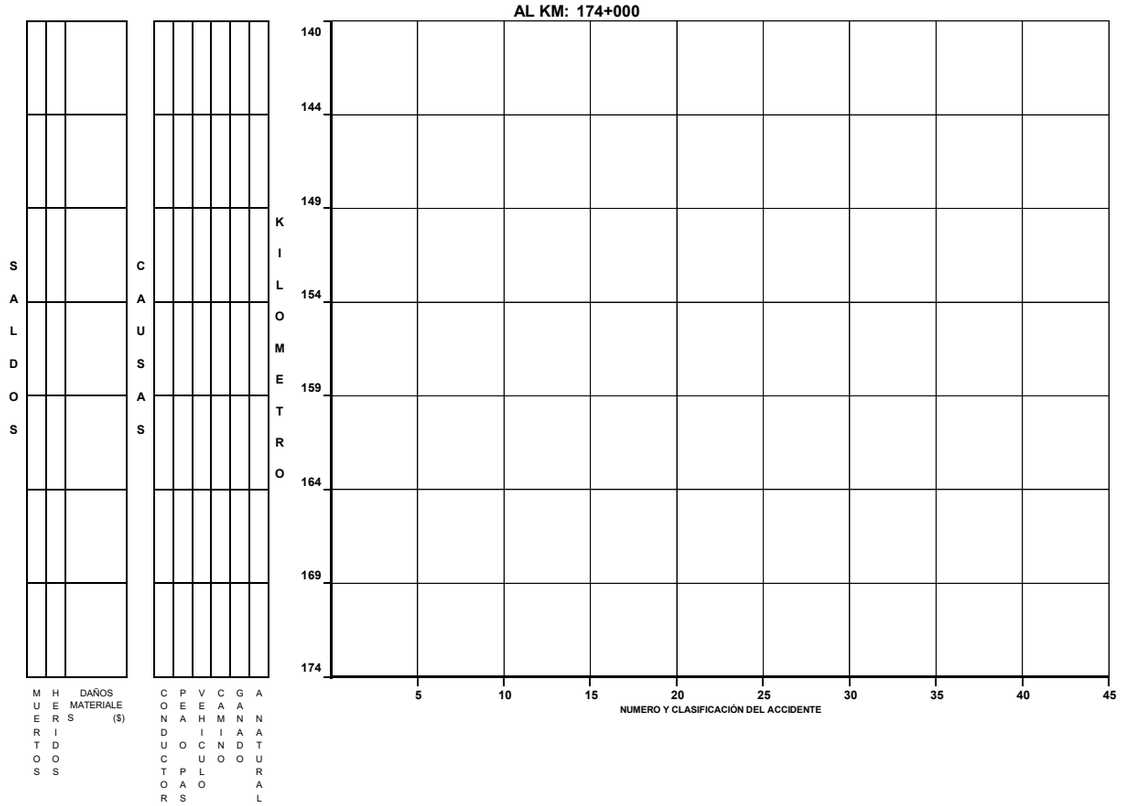


**DEL KM: 175+000**
**AL KM: 209+000**

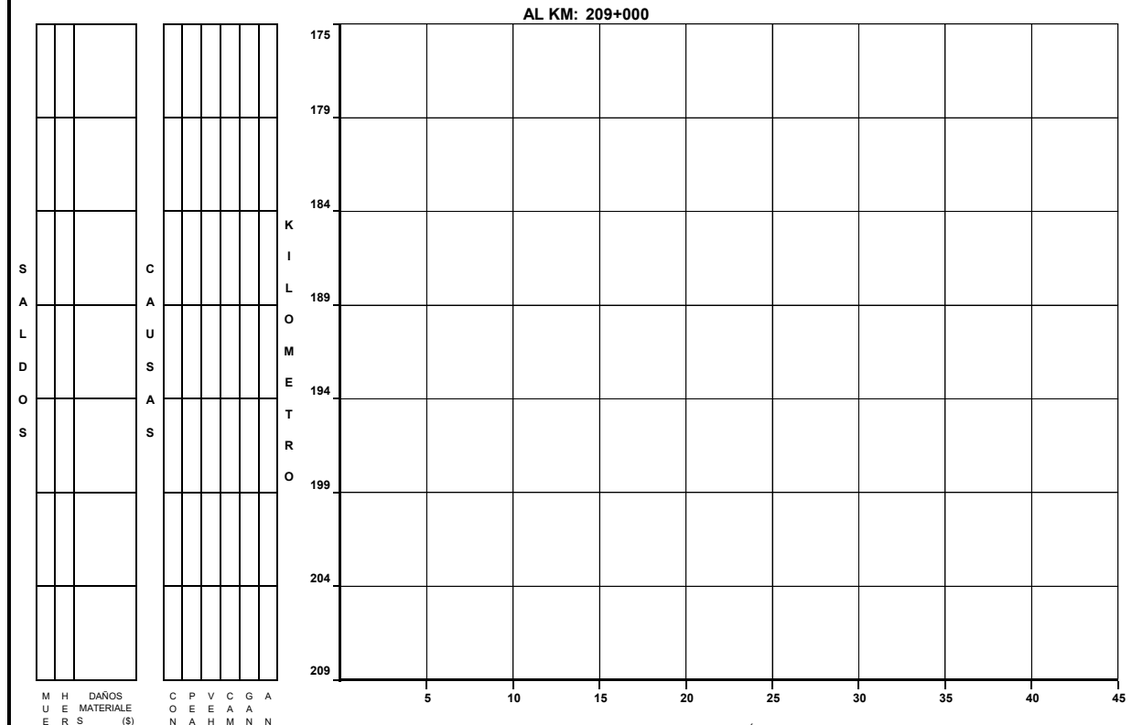


| CLAVE | CLASIFICACION DEL ACCIDENTE | CLAVE | CLASIFICACION DEL ACCIDENTE |
|---|---|---|---|
| | | COLISION SOBRE EL CAMINO | |
| | | **G** | OTRO VEHICULO MOTOR EN TRANSITO |
| | | **H** | OTRO VEHICULO MOTOR POR ALCANCE |
| SIN COLISION SOBRE EL CAMINO | | **J** | VEHICULO MOTOR ESTACIONADO |
| **B** | VOLCADURA | **K** | FERROCARRIL |
| **C** | CAIDA DE PASAJERO | **L** | BICICLETA |
| **D** | INCENDIO | **M** | ANIMAL |
| **E** | OTROS | **N** | OBJETO FIJO |
| COLISION SOBRE EL CAMINO | | **O** | OTROS OBJETOS |
| **F** | PEATON (ATROPELLAMIENTO) | | |

ACCIDENTES EQUIVALENTES A DAÑOS MATERIALES
✝ UN MUERTO = 6 ACCIDENTES
✡ UN HERIDO = 2 ACCIDENTES

# *ACCIDENTES POR KILOMETRO*
# *( 2 0 0 6 )*

**CARRETERA : BENEMERITO DE LAS AMERICAS - PALENQUE**
**TRAMO: FRONTERIZA DEL SUR**

**DEL KM: 210+000**
**AL KM: 244+000**

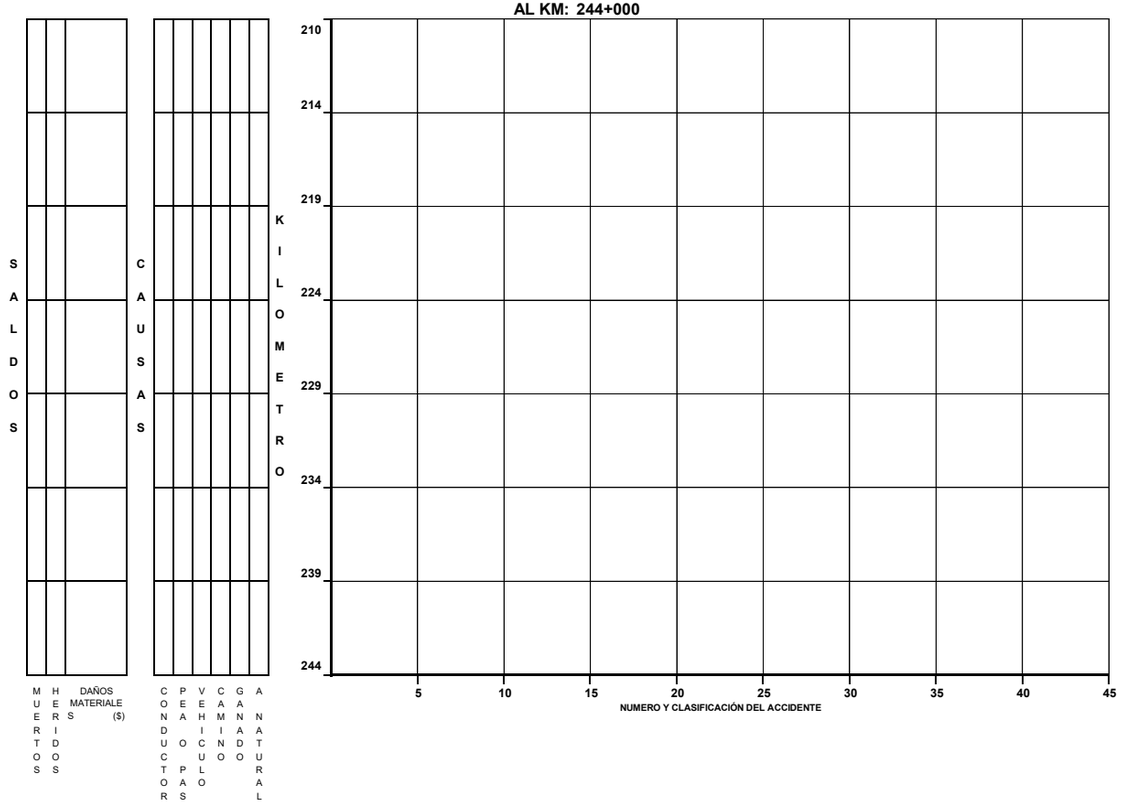


**DEL KM: 245+000**
**AL KM: 279+000**

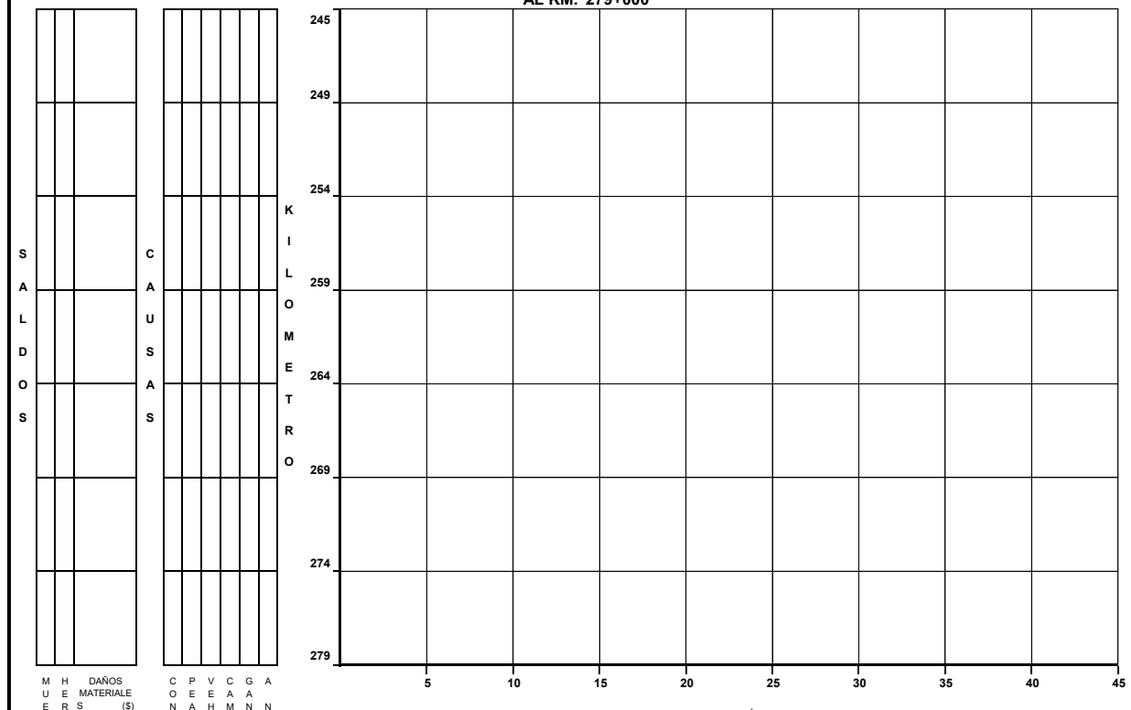


| CLAVE | CLASIFICACION DEL ACCIDENTE | CLAVE | CLASIFICACION DEL ACCIDENTE |
|---|---|---|---|
| **A** | SALIDA DEL CAMINO | COLISION SOBRE EL CAMINO | |
| | | **G** | OTRO VEHICULO MOTOR EN TRANSITO |
| SIN COLISION SOBRE EL CAMINO | | **H** | OTRO VEHICULO MOTOR POR ALCANCE |
| **B** | VOLCADURA | **J** | VEHICULO MOTOR ESTACIONADO |
| **C** | CAIDA DE PASAJERO | **K** | FERROCARRIL |
| **D** | INCENDIO | **L** | BICICLETA |
| **E** | OTROS | **M** | ANIMAL |
| COLISION SOBRE EL CAMINO | | **N** | OBJETO FIJO |
| **F** | PEATON (ATROPELLAMIENTO) | **O** | OTROS OBJETOS |

ACCIDENTES EQUIVALENTES A DAÑOS MATERIALES
✝ UN MUERTO = 6 ACCIDENTES
✡ UN HERIDO = 2 ACCIDENTES

# *ACCIDENTES POR KILOMETRO*
# *( 2 0 0 6 )*

**CARRETERA : BENEMERITO DE LAS AMERICAS - PALENQUE**
**TRAMO: FRONTERIZA DEL SUR**

**DEL KM: 280+000**
**AL KM: 314+000**

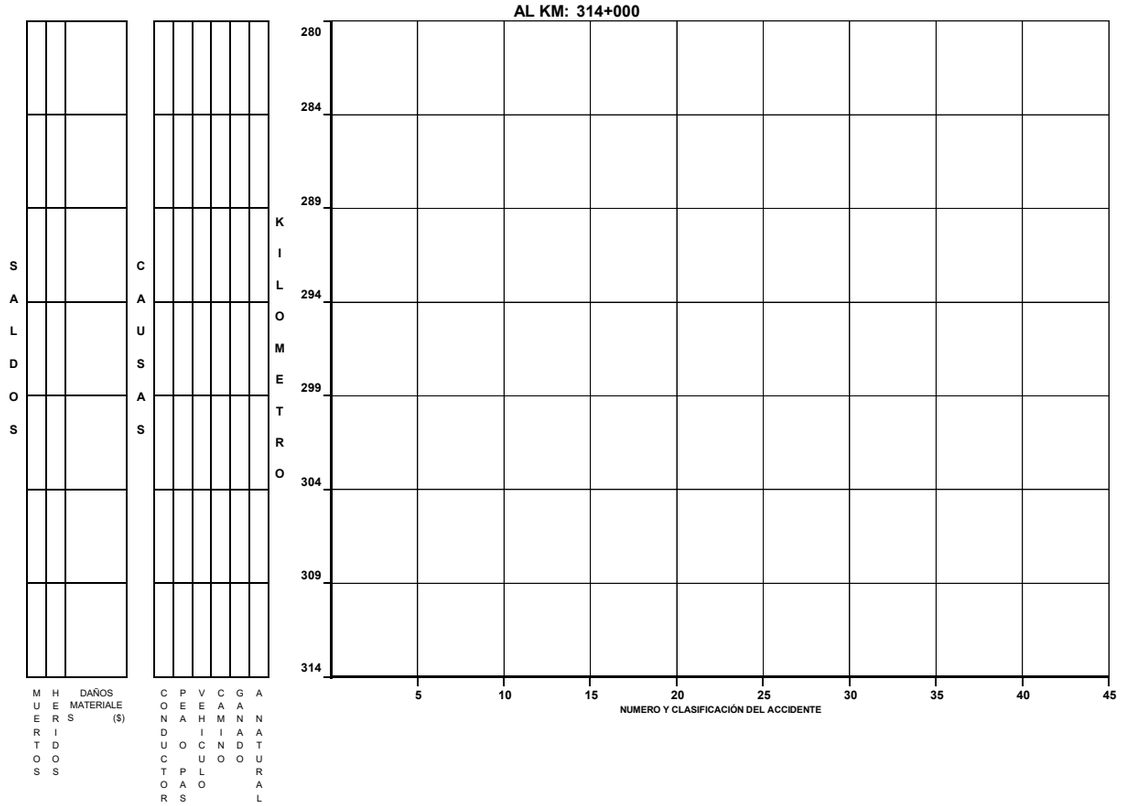


**DEL KM: 315+000**
**AL KM: 349+000**

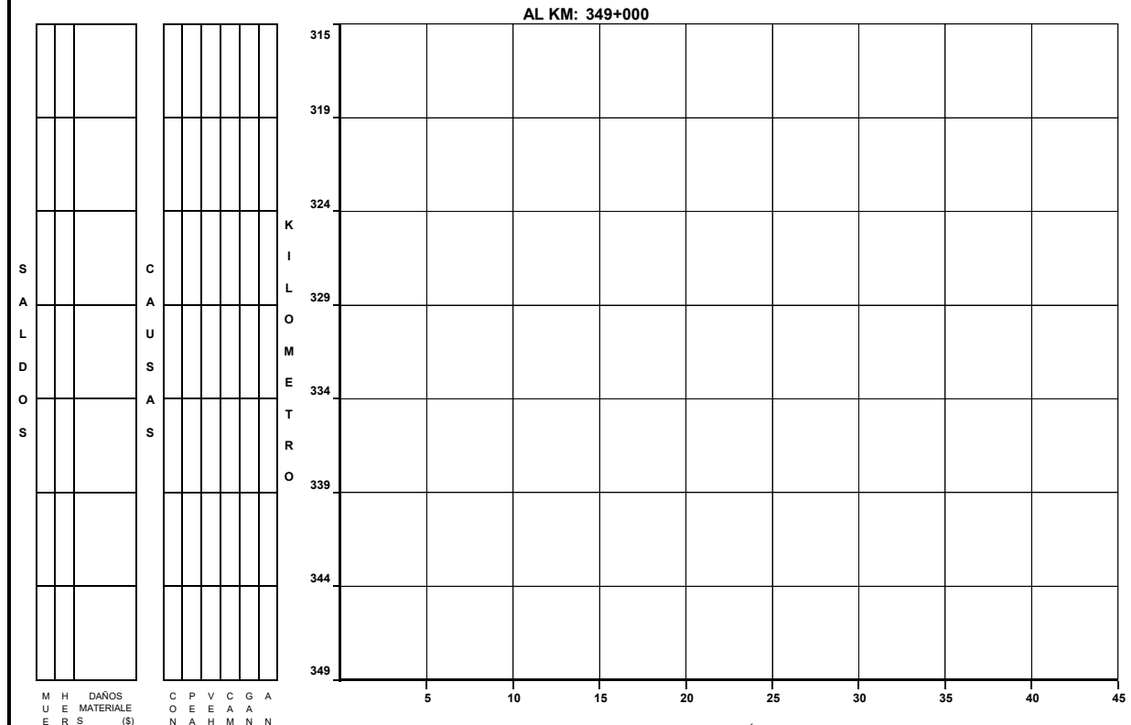


| CLAVE | CLASIFICACION DEL ACCIDENTE | CLAVE | CLASIFICACION DEL ACCIDENTE |
|---|---|---|---|
| A | SALIDA DEL CAMINO | COLISION SOBRE EL CAMINO | |
| | | G | OTRO VEHICULO MOTOR EN TRANSITO |
| SIN COLISION SOBRE EL CAMINO | | H | OTRO VEHICULO MOTOR POR ALCANCE |
| B | VOLCADURA | J | VEHICULO MOTOR ESTACIONADO |
| C | CAIDA DE PASAJERO | K | FERROCARRIL |
| D | INCENDIO | L | BICICLETA |
| E | OTROS | M | ANIMAL |
| COLISION SOBRE EL CAMINO | | N | OBJETO FIJO |
| F | PEATON (ATROPELLAMIENTO) | O | OTROS OBJETOS |

ACCIDENTES EQUIVALENTES A DAÑOS MATERIALES
✝ UN MUERTO = 6 ACCIDENTES
✡ UN HERIDO = 2 ACCIDENTES

# *ACCIDENTES POR KILOMETRO*
# *( 2 0 0 6 )*

**CARRETERA : BENEMERITO DE LAS AMERICAS - PALENQUE**
**TRAMO: FRONTERIZA DEL SUR**

**DEL KM: 350 + 000**
**AL KM: 384+000**

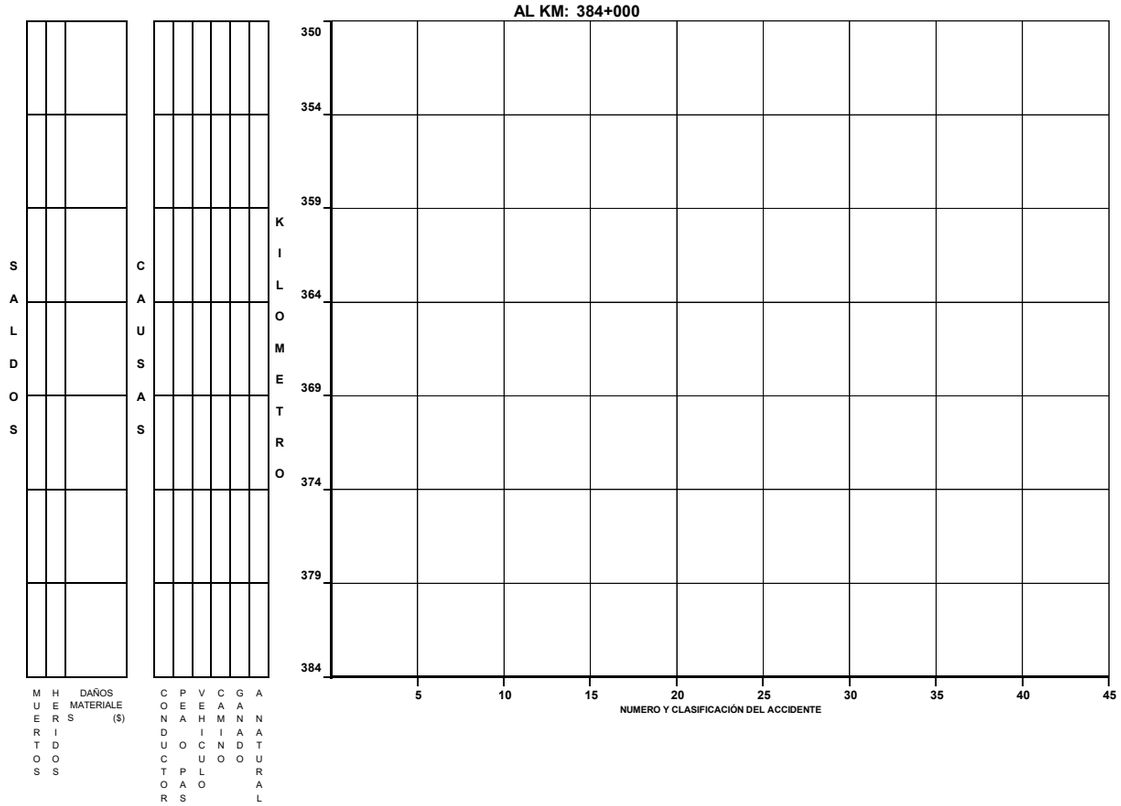


**DEL KM: 385 + 000**
**AL KM: 419+000**

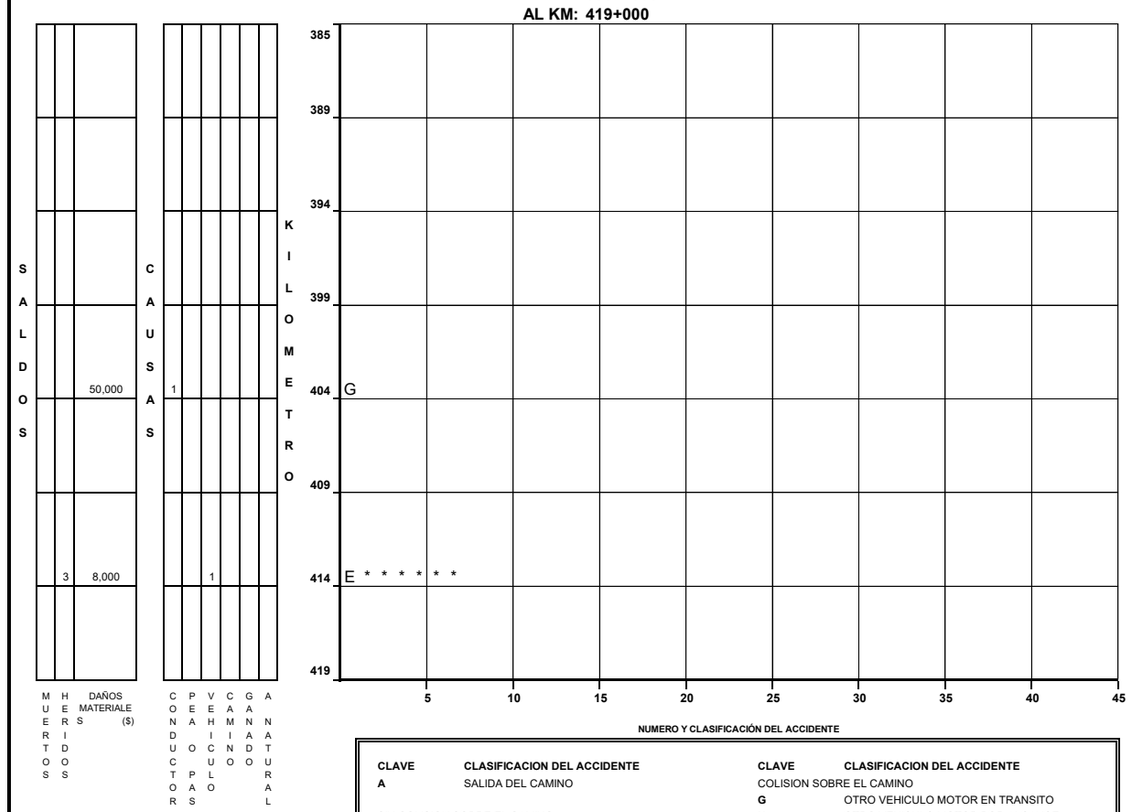


| CLAVE | CLASIFICACION DEL ACCIDENTE | CLAVE | CLASIFICACION DEL ACCIDENTE |
|---|---|---|---|
| A | SALIDA DEL CAMINO | COLISION SOBRE EL CAMINO | |
| | | G | OTRO VEHICULO MOTOR EN TRANSITO |
| SIN COLISION SOBRE EL CAMINO | | H | OTRO VEHICULO MOTOR POR ALCANCE |
| B | VOLCADURA | J | VEHICULO MOTOR ESTACIONADO |
| C | CAIDA DE PASAJERO | K | FERROCARRIL |
| D | INCENDIO | L | BICICLETA |
| E | OTROS | M | ANIMAL |
| COLISION SOBRE EL CAMINO | | N | OBJETO FIJO |
| F | PEATON (ATROPELLAMIENTO) | O | OTROS OBJETOS |

ACCIDENTES EQUIVALENTES A DAÑOS MATERIALES
✝ UN MUERTO = 6 ACCIDENTES
✡ UN HERIDO = 2 ACCIDENTES

# *ACCIDENTES POR KILOMETRO*
# *( 2 0 0 6 )*

**CARRETERA : BENEMERITO DE LAS AMERICAS - PALENQUE**
**TRAMO: FRONTERIZA DEL SUR**

**DEL KM: 420+000**
**AL KM: 454+000**

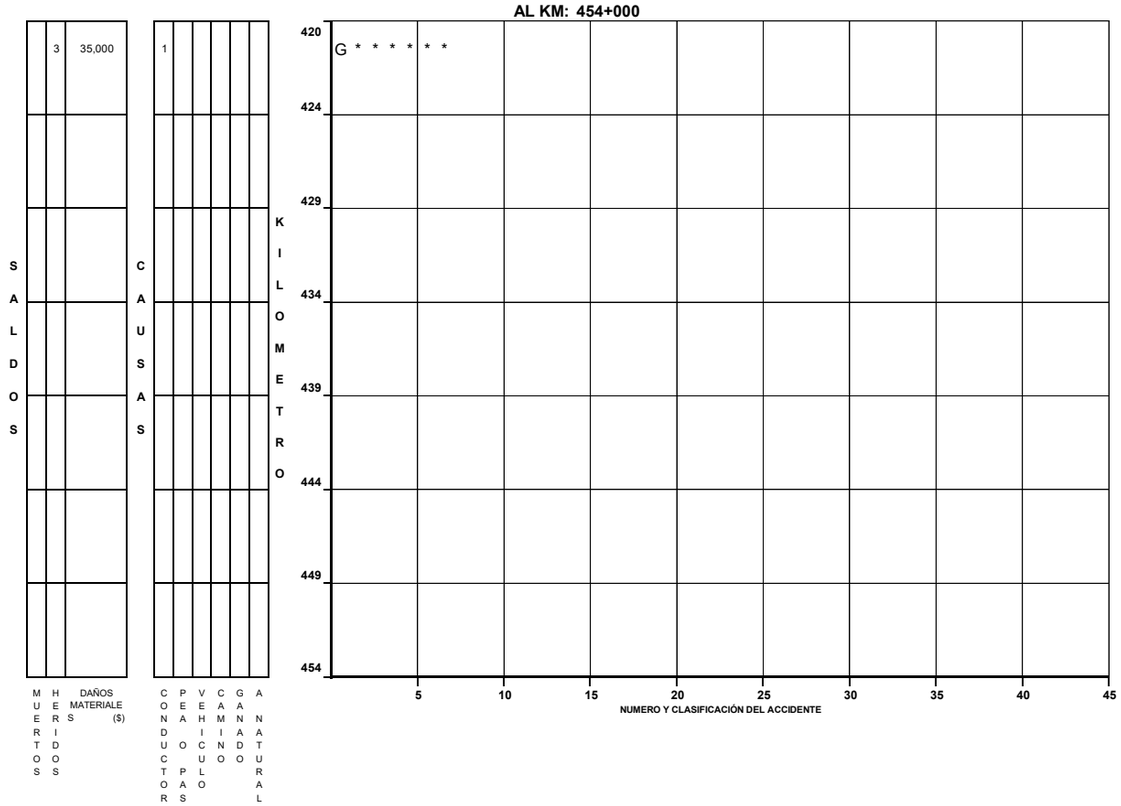


**DEL KM: 455+000**
**AL KM: 489+000**

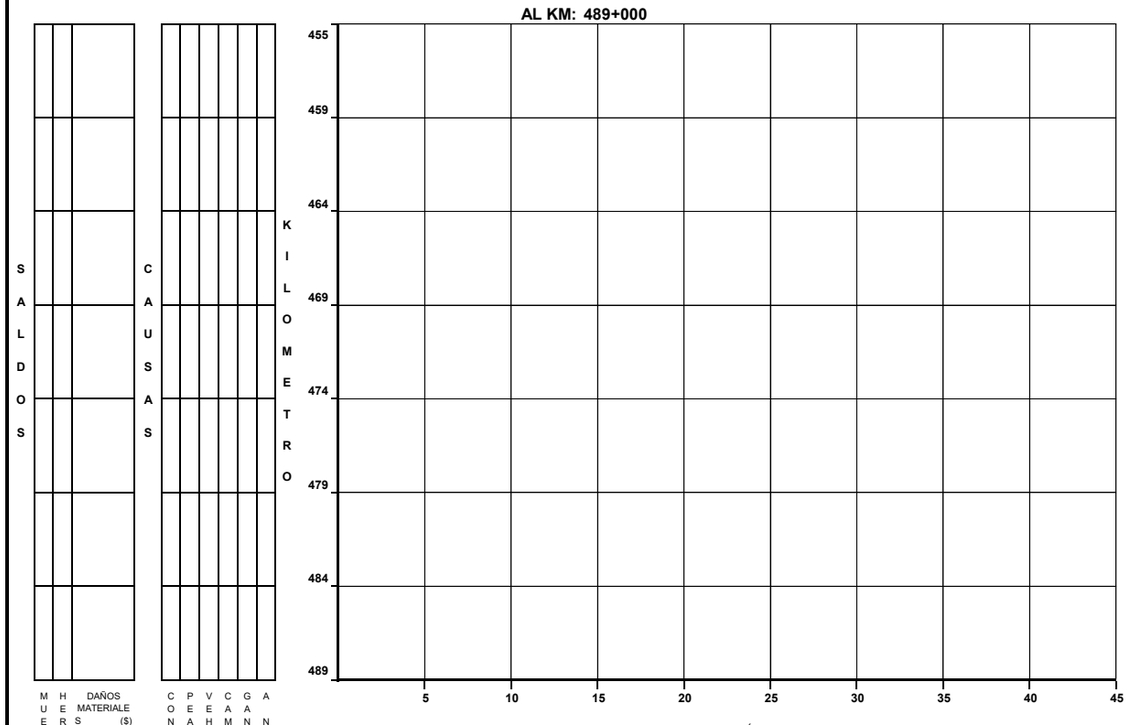


| CLAVE | CLASIFICACION DEL ACCIDENTE | CLAVE | CLASIFICACION DEL ACCIDENTE |
|---|---|---|---|
| **A** | SALIDA DEL CAMINO | COLISION SOBRE EL CAMINO | |
| | | **G** | OTRO VEHICULO MOTOR EN TRANSITO |
| SIN COLISION SOBRE EL CAMINO | | **H** | OTRO VEHICULO MOTOR POR ALCANCE |
| **B** | VOLCADURA | **J** | VEHICULO MOTOR ESTACIONADO |
| **C** | CAIDA DE PASAJERO | **K** | FERROCARRIL |
| **D** | INCENDIO | **L** | BICICLETA |
| **E** | OTROS | **M** | ANIMAL |
| COLISION SOBRE EL CAMINO | | **N** | OBJETO FIJO |
| **F** | PEATON (ATROPELLAMIENTO) | **O** | OTROS OBJETOS |

ACCIDENTES EQUIVALENTES A DAÑOS MATERIALES
✝ UN MUERTO = 6 ACCIDENTES
✱ UN HERIDO = 2 ACCIDENTES

# *ACCIDENTES POR KILOMETRO*
# *( 2 0 0 6 )*

**CARRETERA : LA TRINITARIA - BENEMERITO DE LAS AMERICAS**
**TRAMO: RAMAL A LAGOS DE MONTEBELLO**

**DEL KM: 0 + 000**
**AL KM: 35+000**

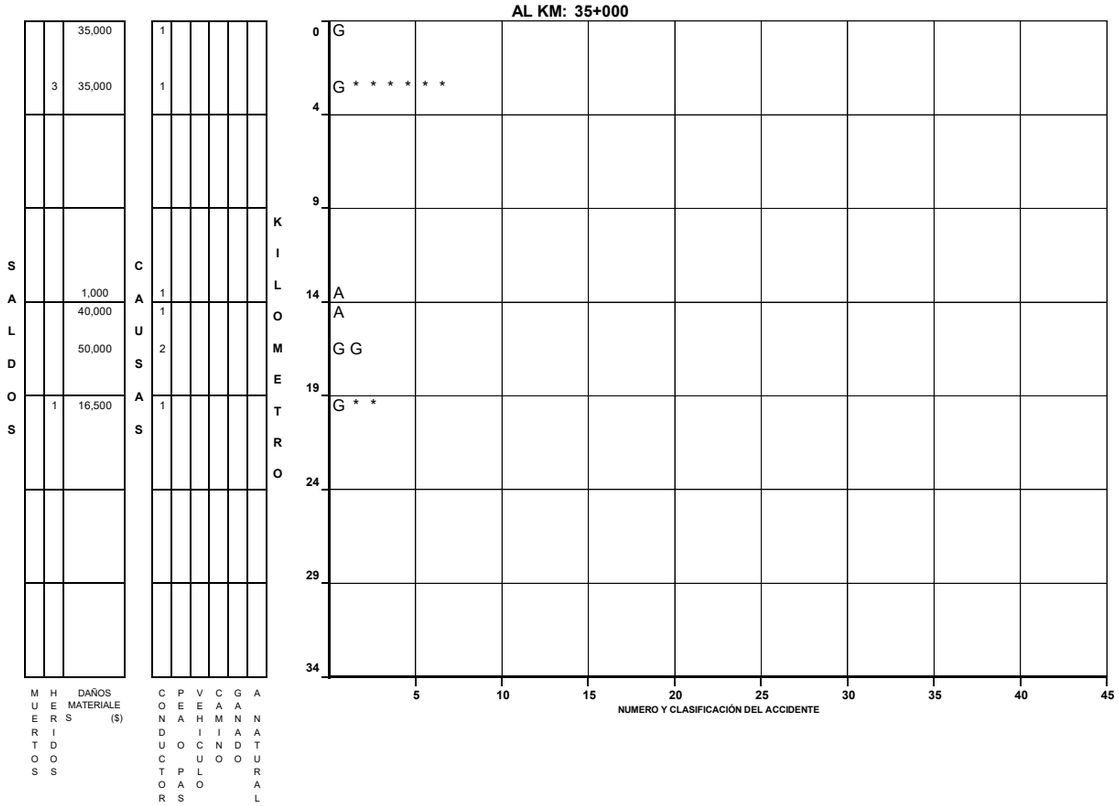


**DEL KM: 35 + 000**
**AL KM: 70 + 000**

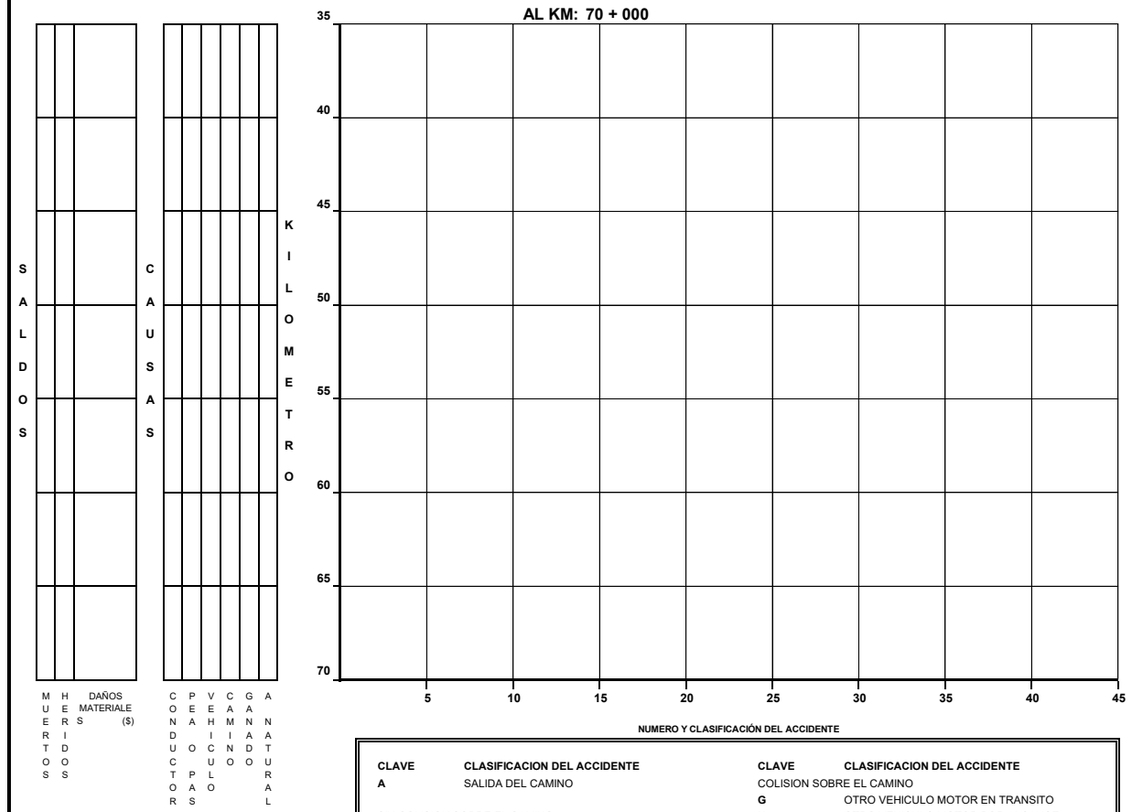


| CLAVE | CLASIFICACION DEL ACCIDENTE | CLAVE | CLASIFICACION DEL ACCIDENTE |
|---|---|---|---|
| **A** | SALIDA DEL CAMINO | COLISION SOBRE EL CAMINO | |
| | | **G** | OTRO VEHICULO MOTOR EN TRANSITO |
| SIN COLISION SOBRE EL CAMINO | | **H** | OTRO VEHICULO MOTOR POR ALCANCE |
| **B** | VOLCADURA | **J** | VEHICULO MOTOR ESTACIONADO |
| **C** | CAIDA DE PASAJERO | **K** | FERROCARRIL |
| **D** | INCENDIO | **L** | BICICLETA |
| **E** | OTROS | **M** | ANIMAL |
| COLISION SOBRE EL CAMINO | | **N** | OBJETO FIJO |
| **F** | PEATON (ATROPELLAMIENTO) | **O** | OTROS OBJETOS |

ACCIDENTES EQUIVALENTES A DAÑOS MATERIALES
✝ UN MUERTO = 6 ACCIDENTES
✱ UN HERIDO = 2 ACCIDENTES

# *ACCIDENTES POR KILOMETRO*
## *( 2 0 0 6 )*

**CARRETERA : RAMAL A MIRADORES PARQUE CAÑON DEL SUMIDERO**
**TRAMO: RAMAL AL SUMIDERO**

**DEL KM: 4 + 000**
**AL KM: 39+000**

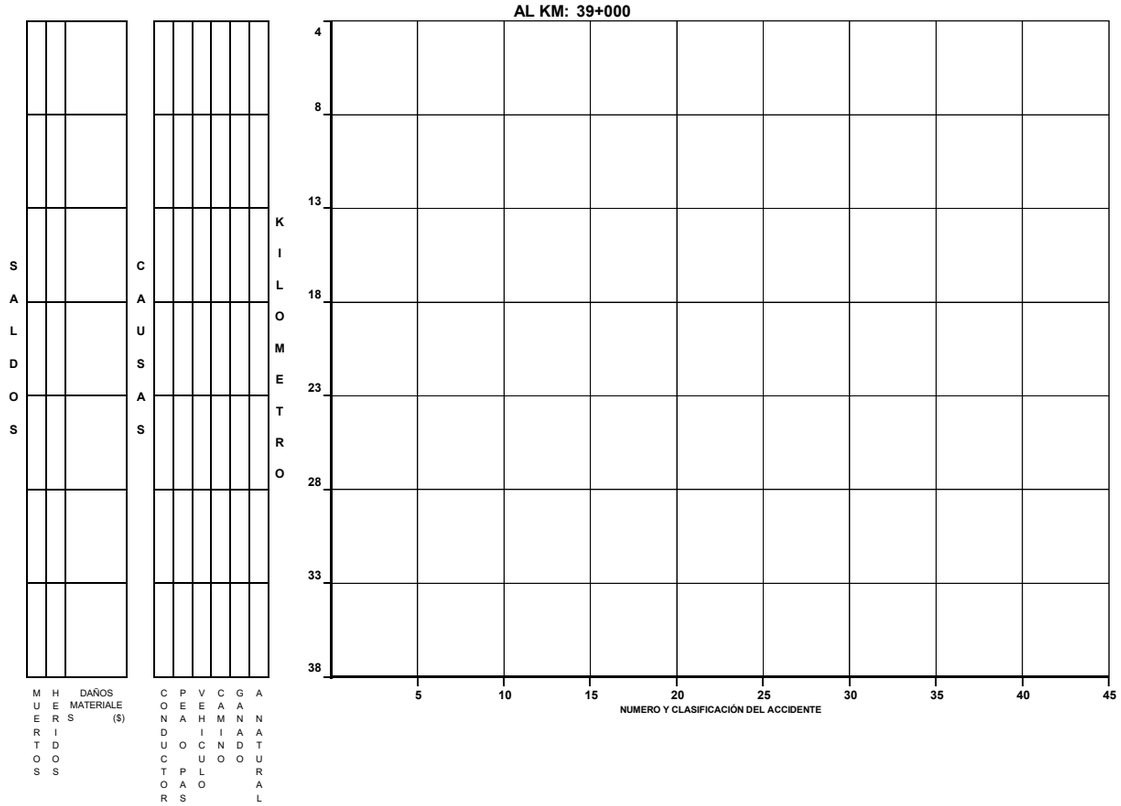


**DEL KM:**
**AL KM:**

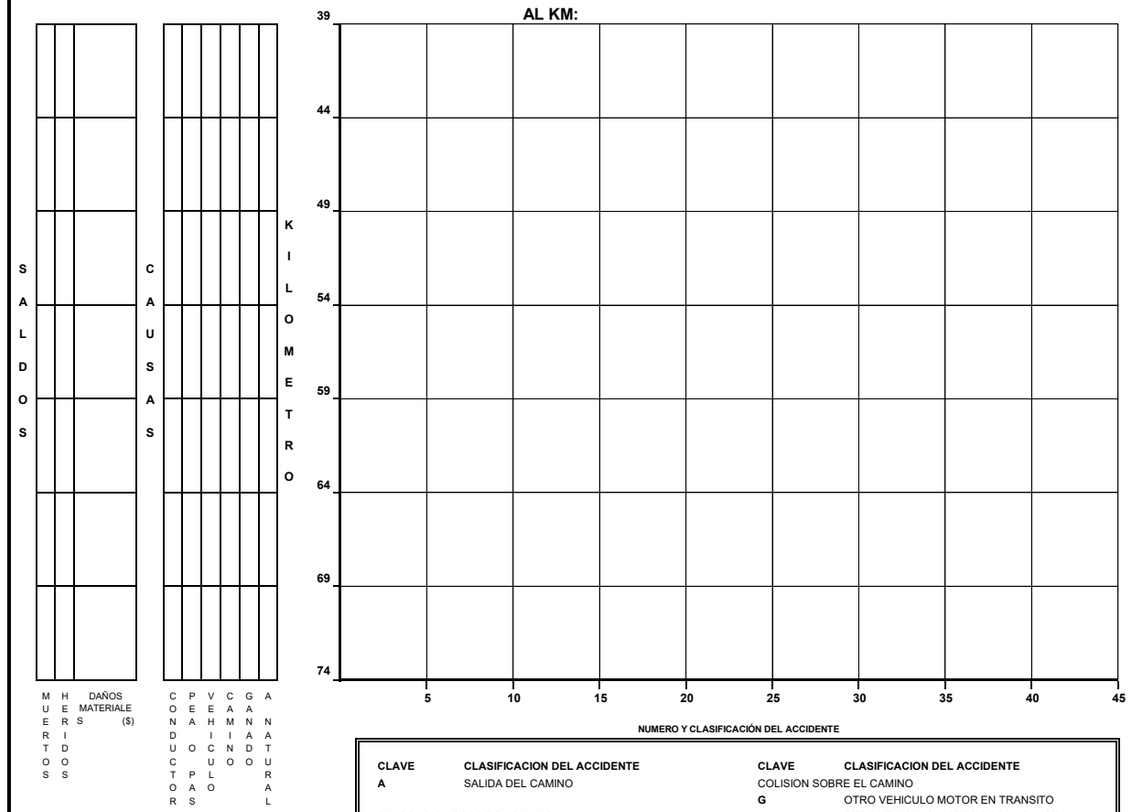


| CLAVE | CLASIFICACION DEL ACCIDENTE | CLAVE | CLASIFICACION DEL ACCIDENTE |
|---|---|---|---|
| **A** | SALIDA DEL CAMINO | COLISION SOBRE EL CAMINO | |
| | | **G** | OTRO VEHICULO MOTOR EN TRANSITO |
| SIN COLISION SOBRE EL CAMINO | | **H** | OTRO VEHICULO MOTOR POR ALCANCE |
| **B** | VOLCADURA | **J** | VEHICULO MOTOR ESTACIONADO |
| **C** | CAIDA DE PASAJERO | **K** | FERROCARRIL |
| **D** | INCENDIO | **L** | BICICLETA |
| **E** | OTROS | **M** | ANIMAL |
| COLISION SOBRE EL CAMINO | | **N** | OBJETO FIJO |
| **F** | PEATON (ATROPELLAMIENTO) | **O** | OTROS OBJETOS |

ACCIDENTES EQUIVALENTES A DAÑOS MATERIALES
✝ UN MUERTO = 6 ACCIDENTES
✡ UN HERIDO = 2 ACCIDENTES

# *ACCIDENTES POR KILOMETRO*
## *( 2 0 0 6 )*

**CARRETERA : RAMAL A PUERTO ARISTA**
**TRAMO: RAMAL A PUERTO ARISTA**

**DEL KM: 0 + 000**
**AL KM: 35+000**

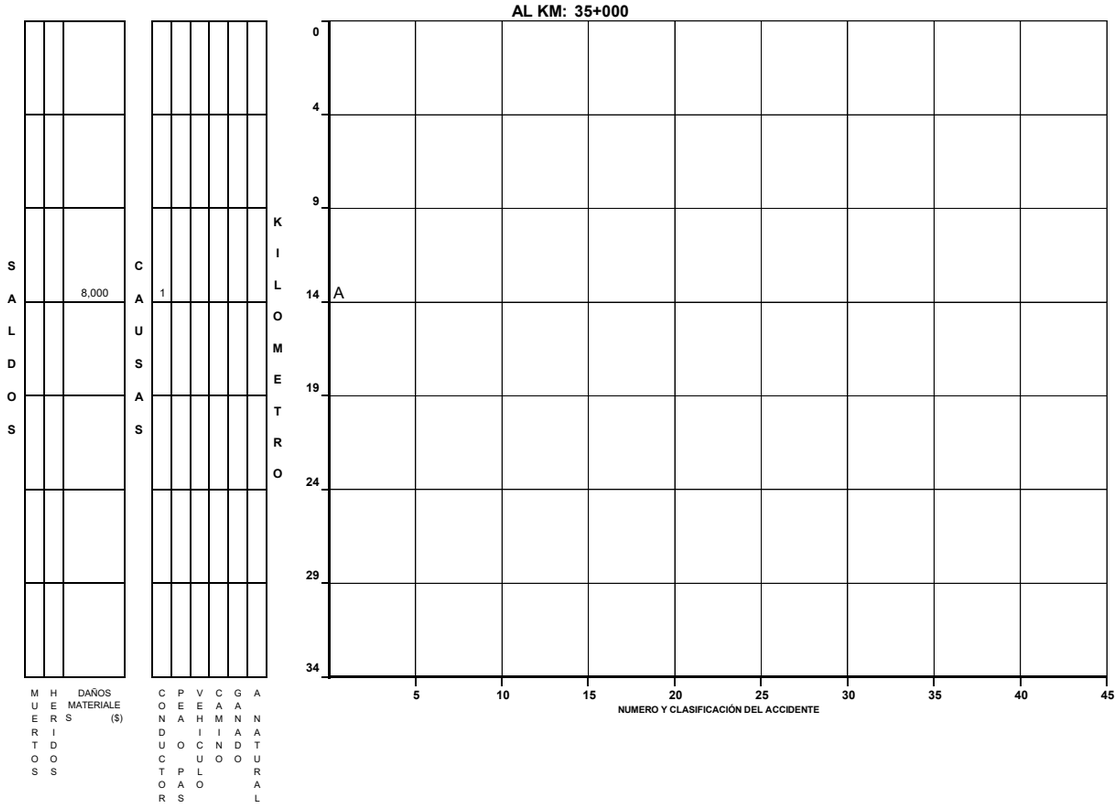


**DEL KM:**
**AL KM:**

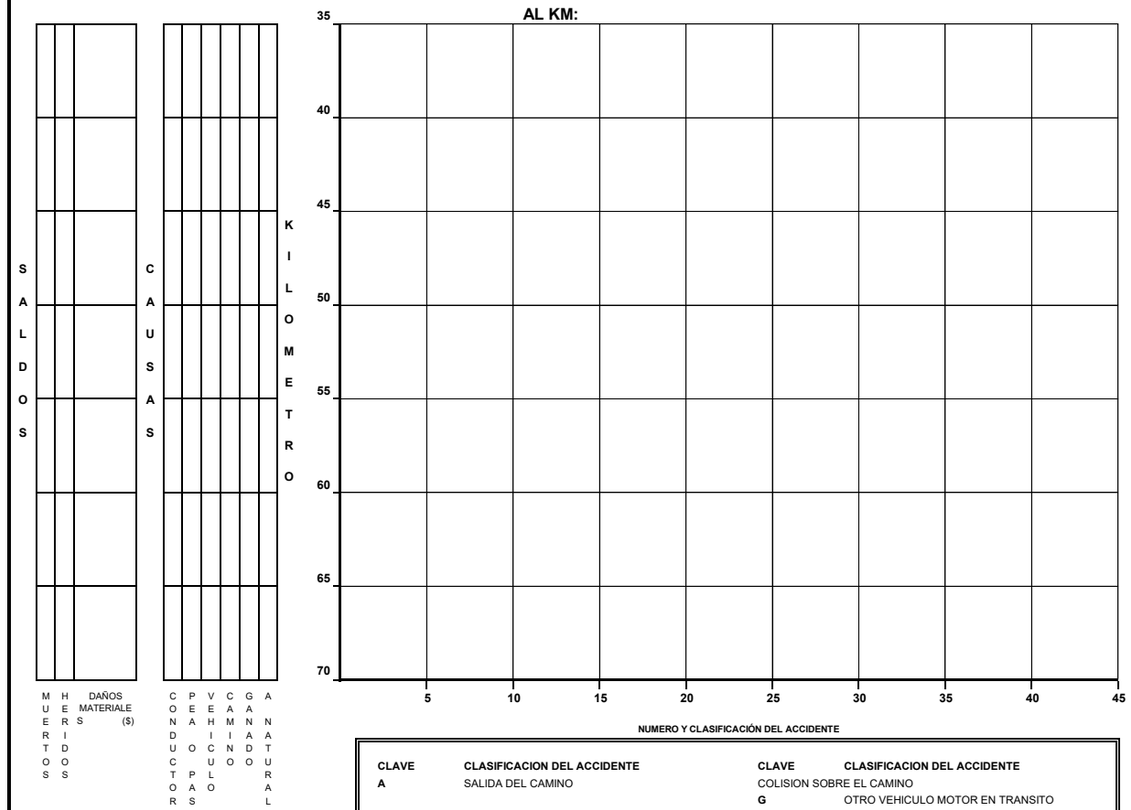


| CLAVE | CLASIFICACION DEL ACCIDENTE | CLAVE | CLASIFICACION DEL ACCIDENTE |
|---|---|---|---|
| **A** | SALIDA DEL CAMINO | COLISION SOBRE EL CAMINO | |
| | | **G** | OTRO VEHICULO MOTOR EN TRANSITO |
| SIN COLISION SOBRE EL CAMINO | | **H** | OTRO VEHICULO MOTOR POR ALCANCE |
| **B** | VOLCADURA | **J** | VEHICULO MOTOR ESTACIONADO |
| **C** | CAIDA DE PASAJERO | **K** | FERROCARRIL |
| **D** | INCENDIO | **L** | BICICLETA |
| **E** | OTROS | **M** | ANIMAL |
| COLISION SOBRE EL CAMINO | | **N** | OBJETO FIJO |
| **F** | PEATON (ATROPELLAMIENTO) | **O** | OTROS OBJETOS |

ACCIDENTES EQUIVALENTES A DAÑOS MATERIALES
✝ UN MUERTO = 6 ACCIDENTES
✱ UN HERIDO = 2 ACCIDENTES

# *ACCIDENTES POR KILOMETRO*
# *( 2 0 0 6 )*

**CARRETERA : RAMAL A PAREDÓN**
**TRAMO: RAMAL A PAREDÓN**

**DEL KM: 1 + 000**
**AL KM: 36+000**

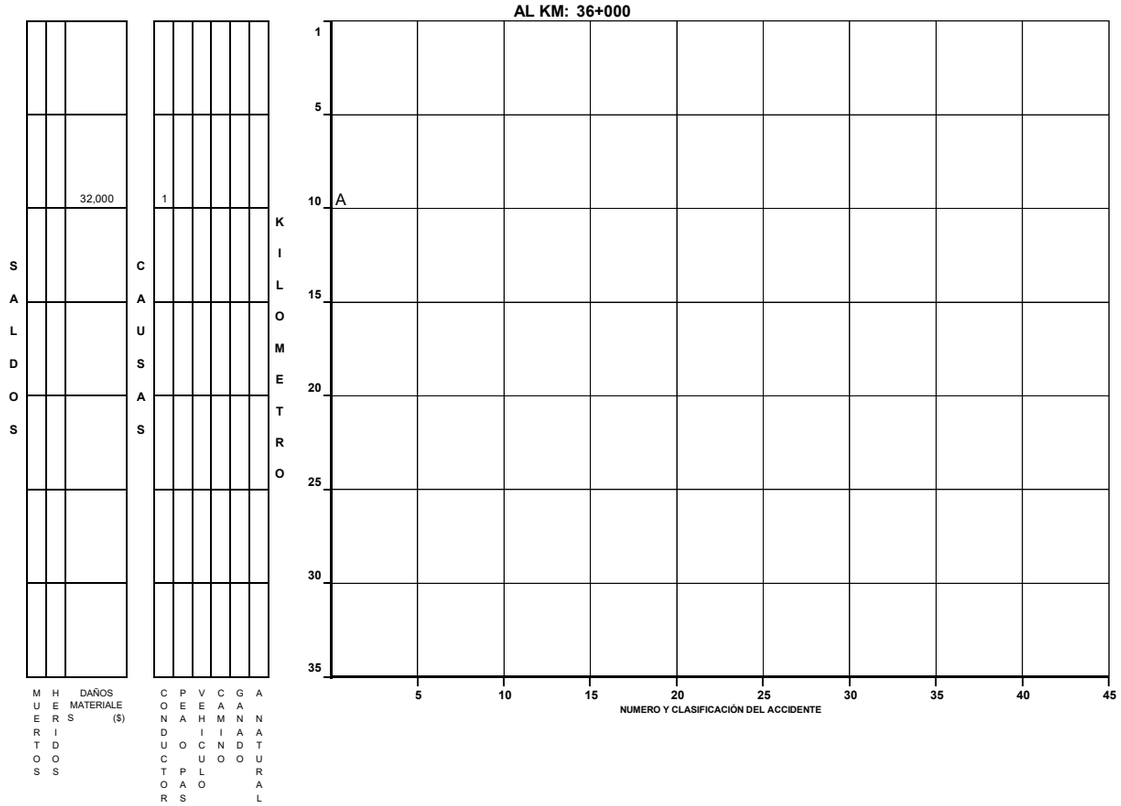


**DEL KM:**
**AL KM:**

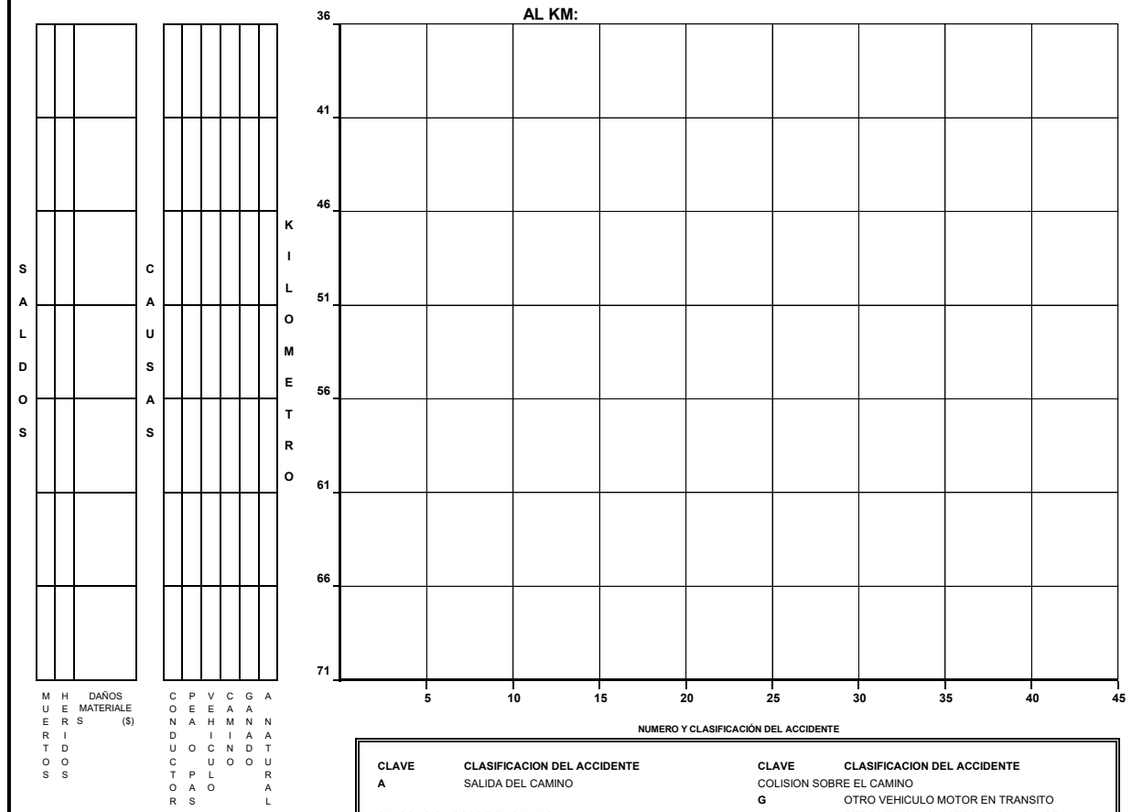


| CLAVE | CLASIFICACION DEL ACCIDENTE | CLAVE | CLASIFICACION DEL ACCIDENTE |
|---|---|---|---|
| **A** | SALIDA DEL CAMINO | COLISION SOBRE EL CAMINO | |
| | | **G** | OTRO VEHICULO MOTOR EN TRANSITO |
| SIN COLISION SOBRE EL CAMINO | | **H** | OTRO VEHICULO MOTOR POR ALCANCE |
| **B** | VOLCADURA | **J** | VEHICULO MOTOR ESTACIONADO |
| **C** | CAIDA DE PASAJERO | **K** | FERROCARRIL |
| **D** | INCENDIO | **L** | BICICLETA |
| **E** | OTROS | **M** | ANIMAL |
| COLISION SOBRE EL CAMINO | | **N** | OBJETO FIJO |
| **F** | PEATON (ATROPELLAMIENTO) | **O** | OTROS OBJETOS |

ACCIDENTES EQUIVALENTES A DAÑOS MATERIALES
✝ UN MUERTO = 6 ACCIDENTES
✡ UN HERIDO = 2 ACCIDENTES

# *ACCIDENTES POR KILOMETRO*
# *( 2 0 0 6 )*

**CARRETERA : BENEMERITO DE LAS AMERICAS - PALENQUE**
**TRAMO: RAMAL A RUINAS DE BONAMPAK**

**DEL KM: 0 + 000**
**AL KM: 35+000**

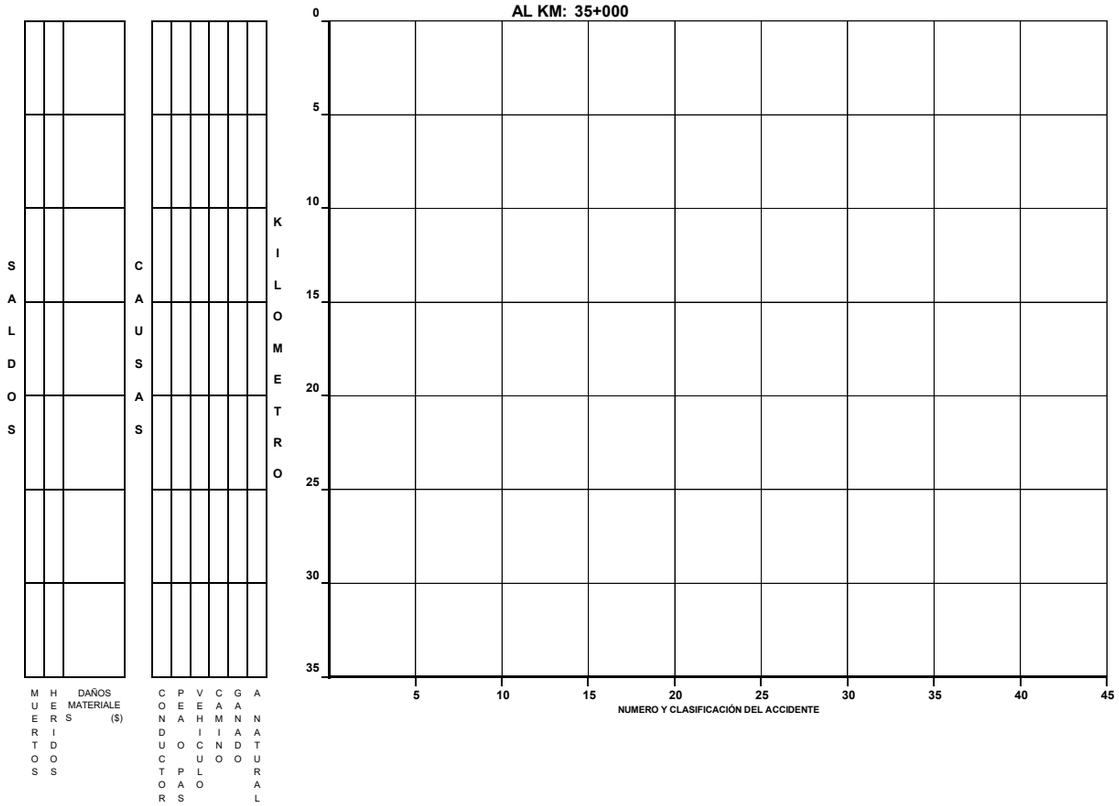


**DEL KM:**
**AL KM:**

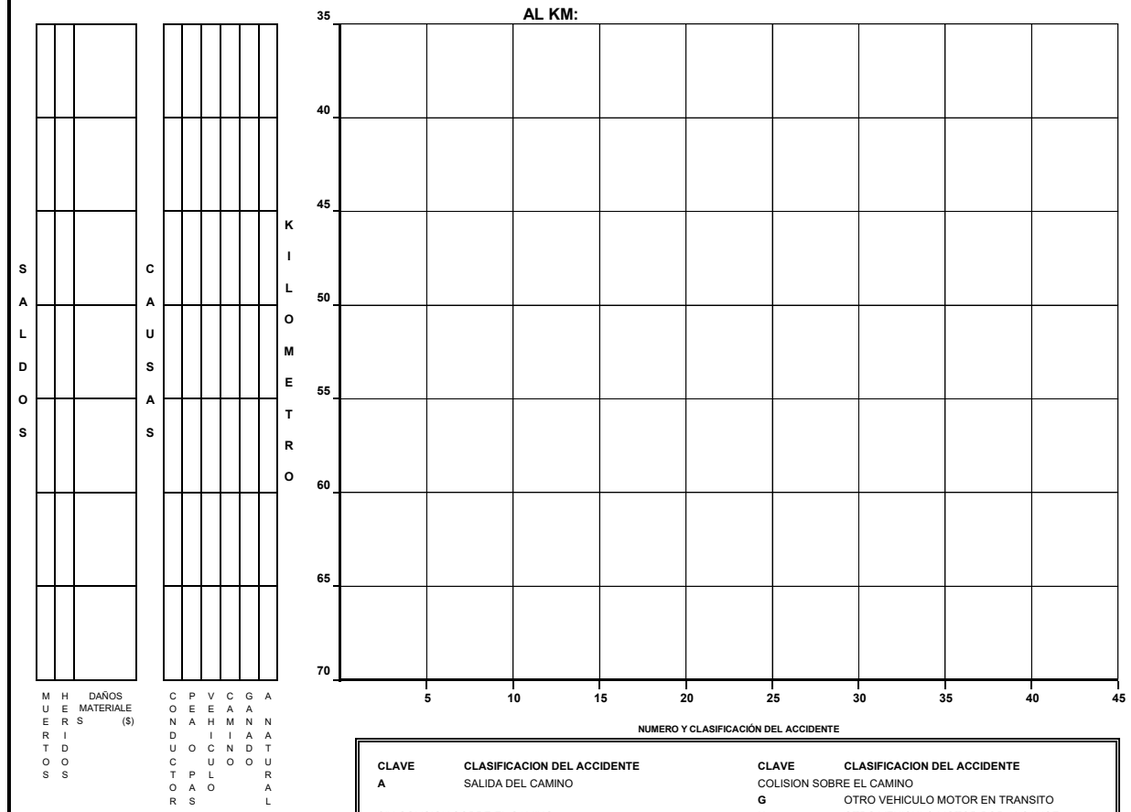


| CLAVE | CLASIFICACION DEL ACCIDENTE | CLAVE | CLASIFICACION DEL ACCIDENTE |
|---|---|---|---|
| | | COLISION SOBRE EL CAMINO | |
| | | G | OTRO VEHICULO MOTOR EN TRANSITO |
| | | H | OTRO VEHICULO MOTOR POR ALCANCE |
| | | J | VEHICULO MOTOR ESTACIONADO |
| | | K | FERROCARRIL |
| | | L | BICICLETA |
| | | M | ANIMAL |
| | | N | OBJETO FIJO |
| | | O | OTROS OBJETOS |

| CLAVE | CLASIFICACION DEL ACCIDENTE |
|---|---|
| A | SALIDA DEL CAMINO |
| SIN COLISION SOBRE EL CAMINO | |
| B | VOLCADURA |
| C | CAIDA DE PASAJERO |
| D | INCENDIO |
| E | OTROS |
| COLISION SOBRE EL CAMINO | |
| F | PEATON (ATROPELLAMIENTO) |

ACCIDENTES EQUIVALENTES A DAÑOS MATERIALES
UN MUERTO = 6 ACCIDENTES
UN HERIDO = 2 ACCIDENTES

# *ACCIDENTES POR KILOMETRO*
# *( 2 0 0 6 )*

**CARRETERA : RAMAL A LA GLORIA**
**TRAMO: RAMAL A PESQUERÍA LA GLORIA**

**DEL KM: 0 + 000**
**AL KM: 35+000**

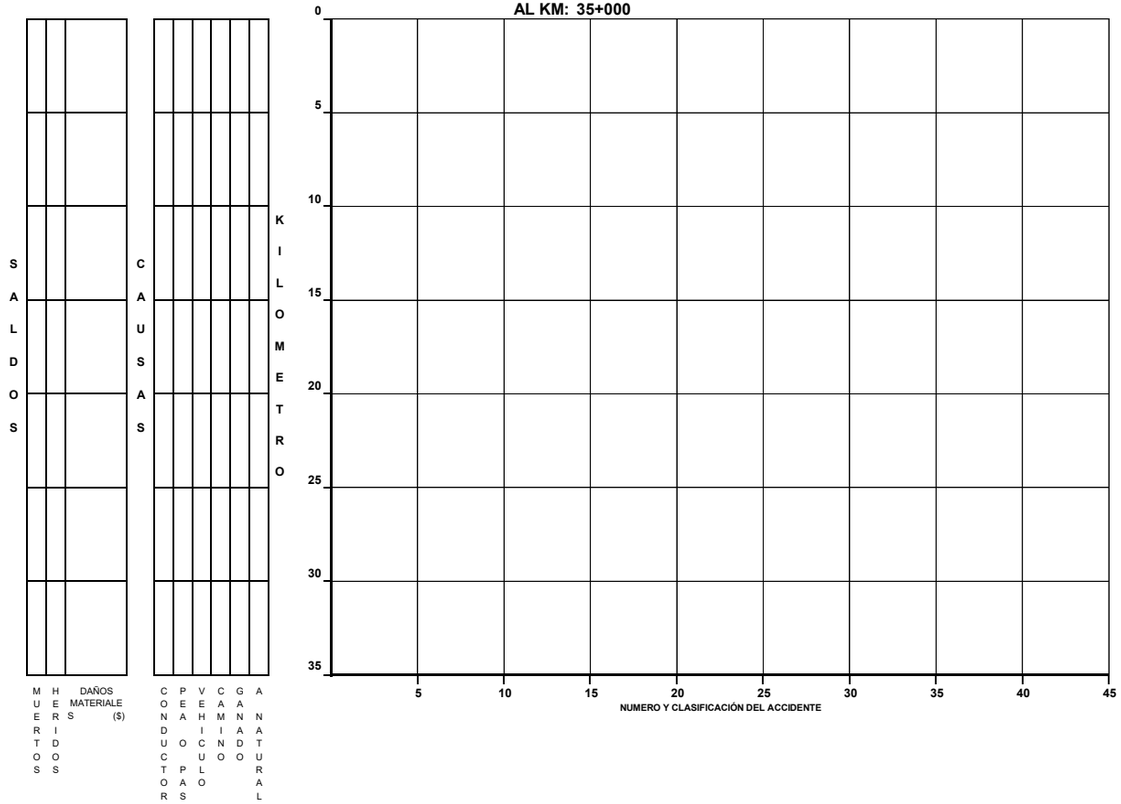


**DEL KM:**
**AL KM:**

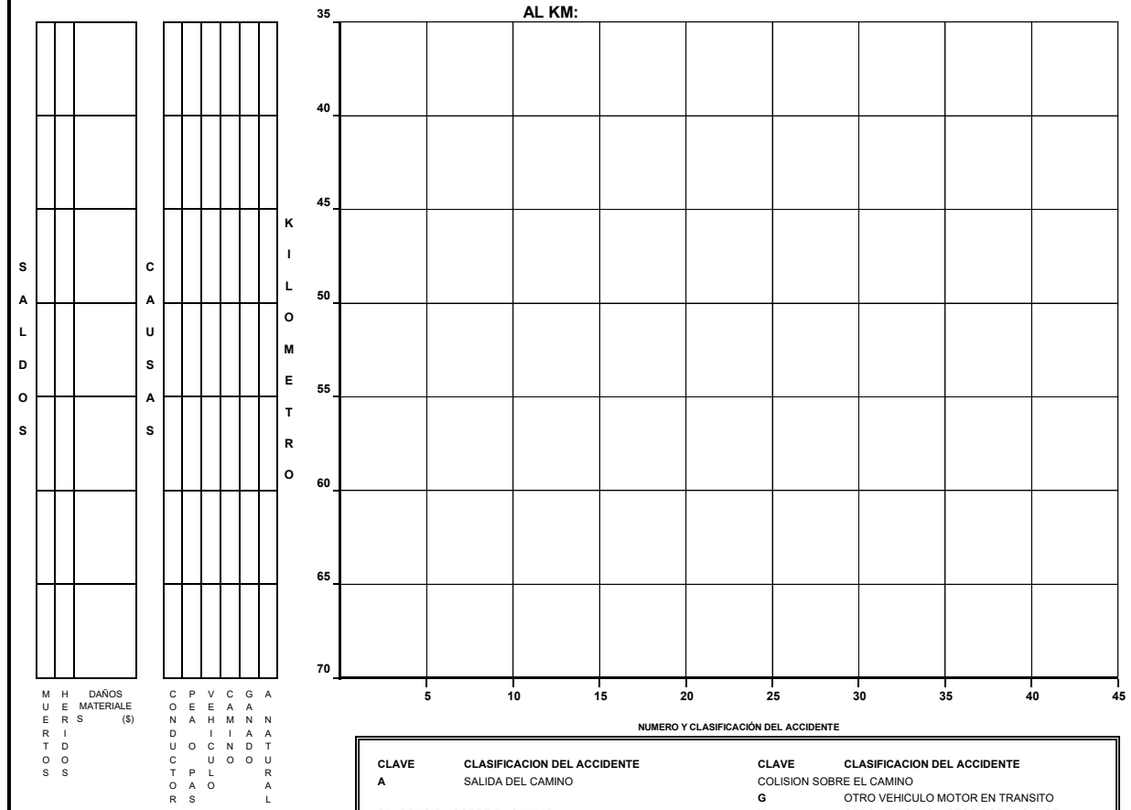


| CLAVE | CLASIFICACION DEL ACCIDENTE | CLAVE | CLASIFICACION DEL ACCIDENTE |
|---|---|---|---|
| **A** | SALIDA DEL CAMINO | COLISION SOBRE EL CAMINO | |
| | | **G** | OTRO VEHICULO MOTOR EN TRANSITO |
| SIN COLISION SOBRE EL CAMINO | | **H** | OTRO VEHICULO MOTOR POR ALCANCE |
| **B** | VOLCADURA | **J** | VEHICULO MOTOR ESTACIONADO |
| **C** | CAIDA DE PASAJERO | **K** | FERROCARRIL |
| **D** | INCENDIO | **L** | BICICLETA |
| **E** | OTROS | **M** | ANIMAL |
| COLISION SOBRE EL CAMINO | | **N** | OBJETO FIJO |
| **F** | PEATON (ATROPELLAMIENTO) | **O** | OTROS OBJETOS |

ACCIDENTES EQUIVALENTES A DAÑOS MATERIALES
✝ UN MUERTO = 6 ACCIDENTES
✡ UN HERIDO = 2 ACCIDENTES

# *ACCIDENTES POR KILOMETRO*
# *( 2 0 0 6 )*

**CARRETERA : RAMAL A ZONA NAVAL**
**TRAMO: RAMAL A BASE NAVAL**

**DEL KM: 0 + 000**
**AL KM: 35+000**

| SALDOS | | | CAUSAS | | | | | KILOMETRO |
|---|---|---|---|---|---|---|---|---|
| MUERTOS | HERIDOS | DAÑOS MATERIALES ($) | CONDUCTOR | PEAO PAS | VEHICULO | CAMINO | GANADO | AN NATURAL |
| 2 | 6 | 110,000 | 2 | | | | | |

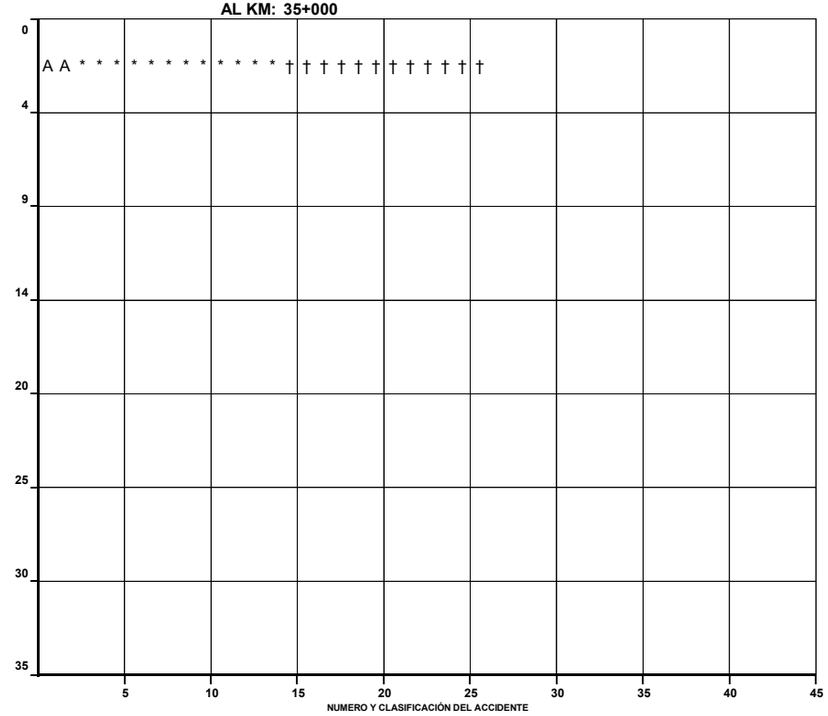


**DEL KM:**
**AL KM:**

| SALDOS | | | CAUSAS | | | | | KILOMETRO |
|---|---|---|---|---|---|---|---|---|
| MUERTOS | HERIDOS | DAÑOS MATERIALES ($) | CONDUCTOR | PEAO PAS | VEHICULO | CAMINO | GANADO | AN NATURAL |

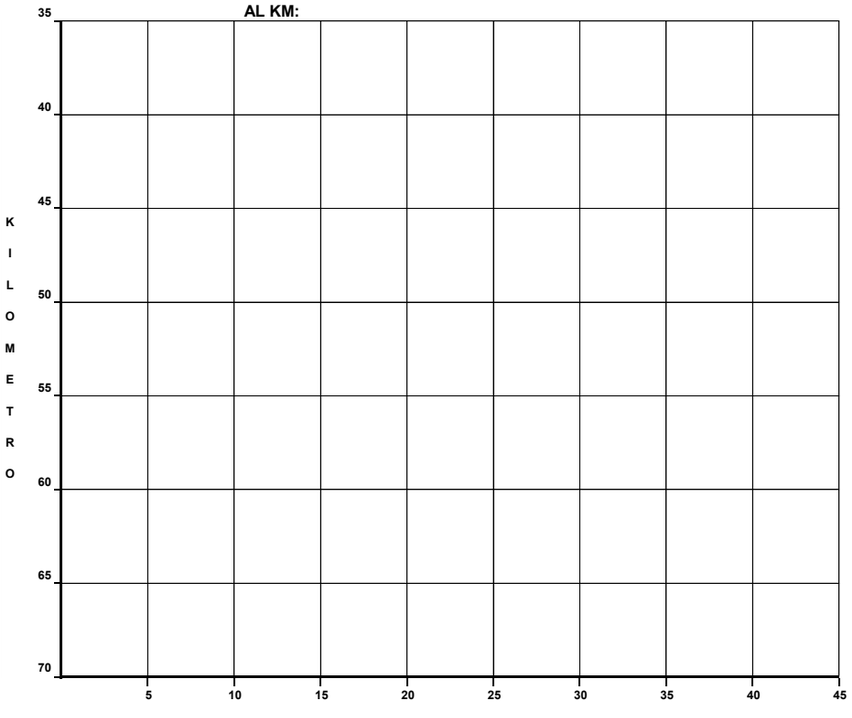


| CLAVE | CLASIFICACION DEL ACCIDENTE | CLAVE | CLASIFICACION DEL ACCIDENTE |
|---|---|---|---|
| **A** | SALIDA DEL CAMINO | COLISION SOBRE EL CAMINO | |
| | | **G** | OTRO VEHICULO MOTOR EN TRANSITO |
| SIN COLISION SOBRE EL CAMINO | | **H** | OTRO VEHICULO MOTOR POR ALCANCE |
| **B** | VOLCADURA | **J** | VEHICULO MOTOR ESTACIONADO |
| **C** | CAIDA DE PASAJERO | **K** | FERROCARRIL |
| **D** | INCENDIO | **L** | BICICLETA |
| **E** | OTROS | **M** | ANIMAL |
| COLISION SOBRE EL CAMINO | | **N** | OBJETO FIJO |
| **F** | PEATON (ATROPELLAMIENTO) | **O** | OTROS OBJETOS |

ACCIDENTES EQUIVALENTES A DAÑOS MATERIALES
✝ UN MUERTO = 6 ACCIDENTES
✡ UN HERIDO = 2 ACCIDENTES

# *ACCIDENTES POR KILOMETRO*
## *( 2 0 0 6 )*

**CARRETERA : RAMAL A ZONA ARQUEOLÓGICA DE PALENQUE**
**TRAMO: RAMAL A ZONA ARQUEOLÓGICA DE PALENQUE**

**DEL KM: 0+00**
**AL KM: 35+000**

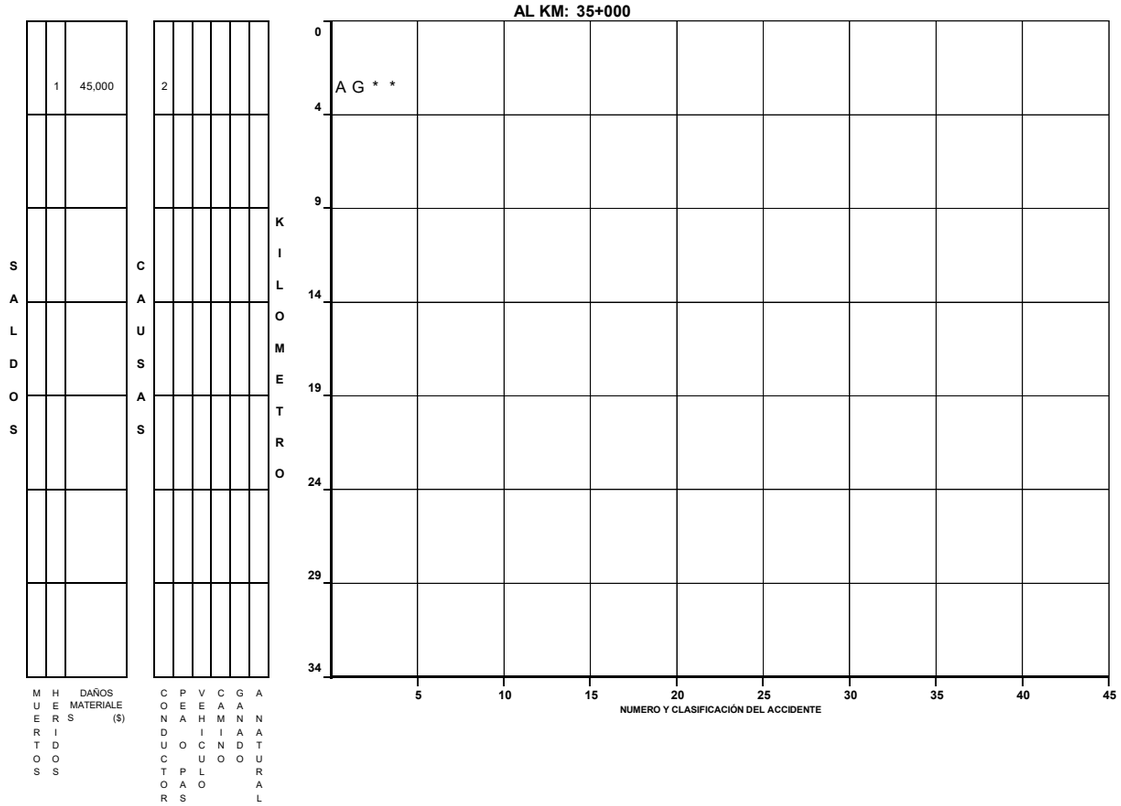


**DEL KM:**
**AL KM:**

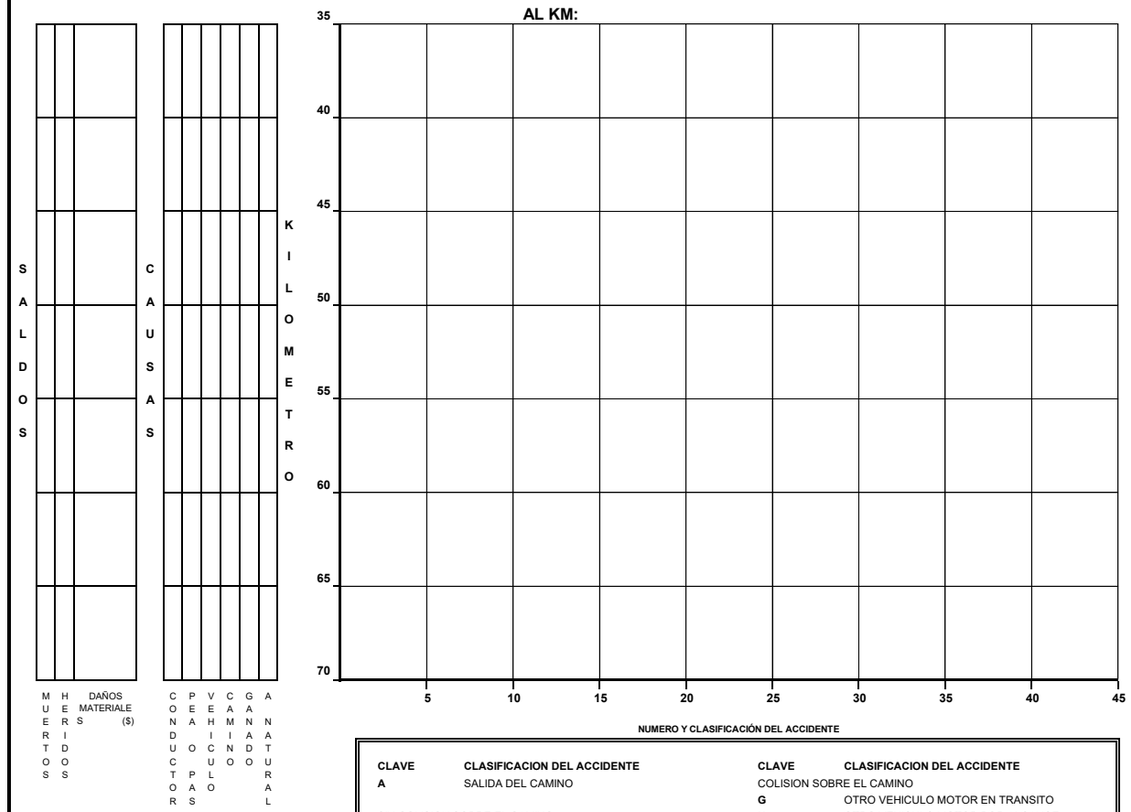


| CLAVE | CLASIFICACION DEL ACCIDENTE | CLAVE | CLASIFICACION DEL ACCIDENTE |
|---|---|---|---|
| | | COLISION SOBRE EL CAMINO | |
| | | **G** | OTRO VEHICULO MOTOR EN TRANSITO |
| | | **H** | OTRO VEHICULO MOTOR POR ALCANCE |
| **A** | SALIDA DEL CAMINO | **J** | VEHICULO MOTOR ESTACIONADO |
| SIN COLISION SOBRE EL CAMINO | | **K** | FERROCARRIL |
| **B** | VOLCADURA | **L** | BICICLETA |
| **C** | CAIDA DE PASAJERO | **M** | ANIMAL |
| **D** | INCENDIO | **N** | OBJETO FIJO |
| **E** | OTROS | **O** | OTROS OBJETOS |
| COLISION SOBRE EL CAMINO | | | |
| **F** | PEATON (ATROPELLAMIENTO) | | |

ACCIDENTES EQUIVALENTES A DAÑOS MATERIALES
✝ UN MUERTO = 6 ACCIDENTES
✡ UN HERIDO = 2 ACCIDENTES

# *ACCIDENTES POR KILOMETRO*
# *( 2 0 0 6 )*

**CARRETERA : TAPANATEPEC - TALISMAN**
**TRAMO: LIBRAMIENTO DE TAPACHULA**

**DEL KM: 0 + 000**
**AL KM: 35+000**

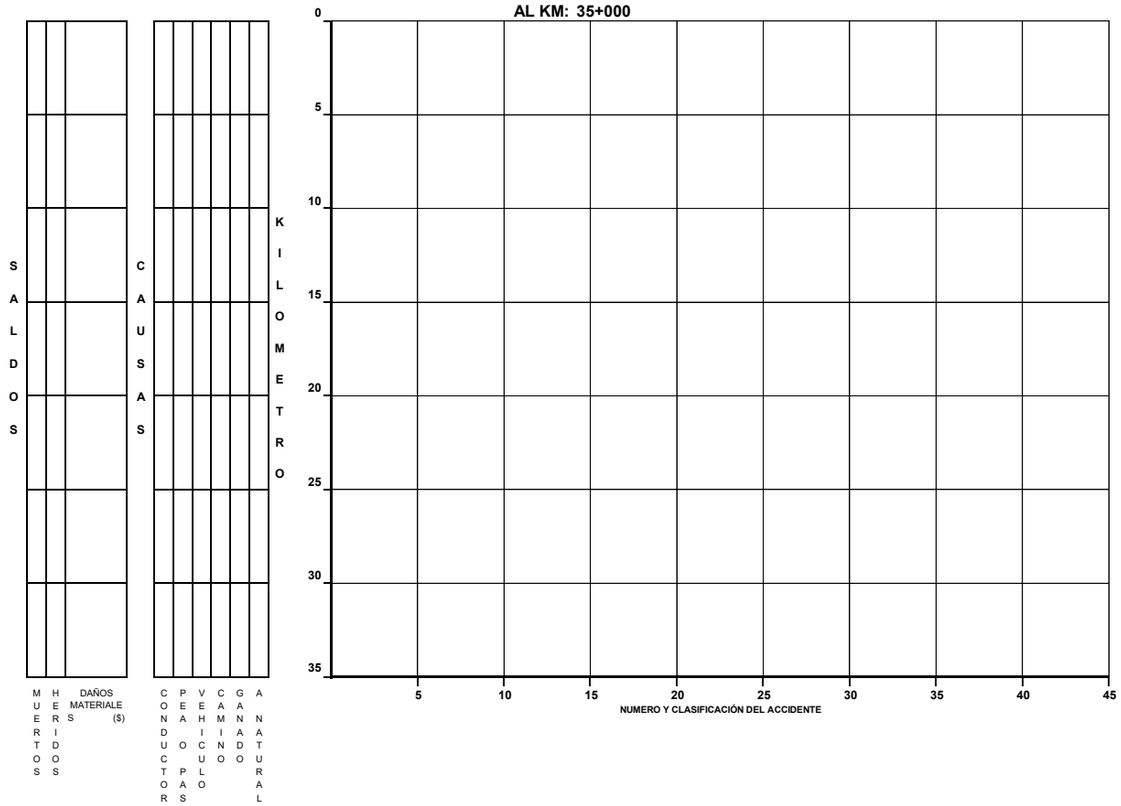


**DEL KM:**
**AL KM:**

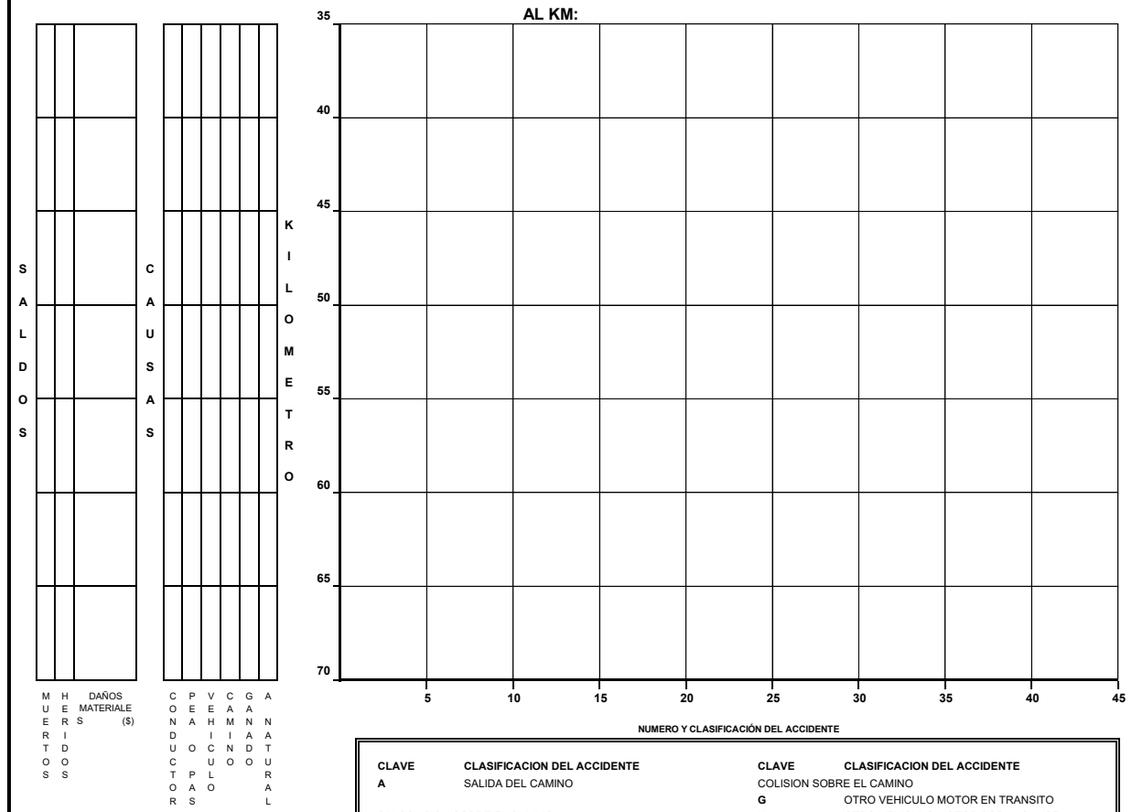


| CLAVE | CLASIFICACION DEL ACCIDENTE | CLAVE | CLASIFICACION DEL ACCIDENTE |
|---|---|---|---|
| **A** | SALIDA DEL CAMINO | COLISION SOBRE EL CAMINO | |
| | | **G** | OTRO VEHICULO MOTOR EN TRANSITO |
| SIN COLISION SOBRE EL CAMINO | | **H** | OTRO VEHICULO MOTOR POR ALCANCE |
| **B** | VOLCADURA | **J** | VEHICULO MOTOR ESTACIONADO |
| **C** | CAIDA DE PASAJERO | **K** | FERROCARRIL |
| **D** | INCENDIO | **L** | BICICLETA |
| **E** | OTROS | **M** | ANIMAL |
| COLISION SOBRE EL CAMINO | | **N** | OBJETO FIJO |
| **F** | PEATON (ATROPELLAMIENTO) | **O** | OTROS OBJETOS |

ACCIDENTES EQUIVALENTES A DAÑOS MATERIALES
✝ UN MUERTO = 6 ACCIDENTES
✡ UN HERIDO = 2 ACCIDENTES

# *ACCIDENTES POR KILOMETRO*
## *( 2 0 0 6 )*

**CARRETERA : TAPANATEPEC - TALISMAN**
**TRAMO: RAMAL A TRES PICOS**

**DEL KM: 0+000**
**AL KM: 35+000**

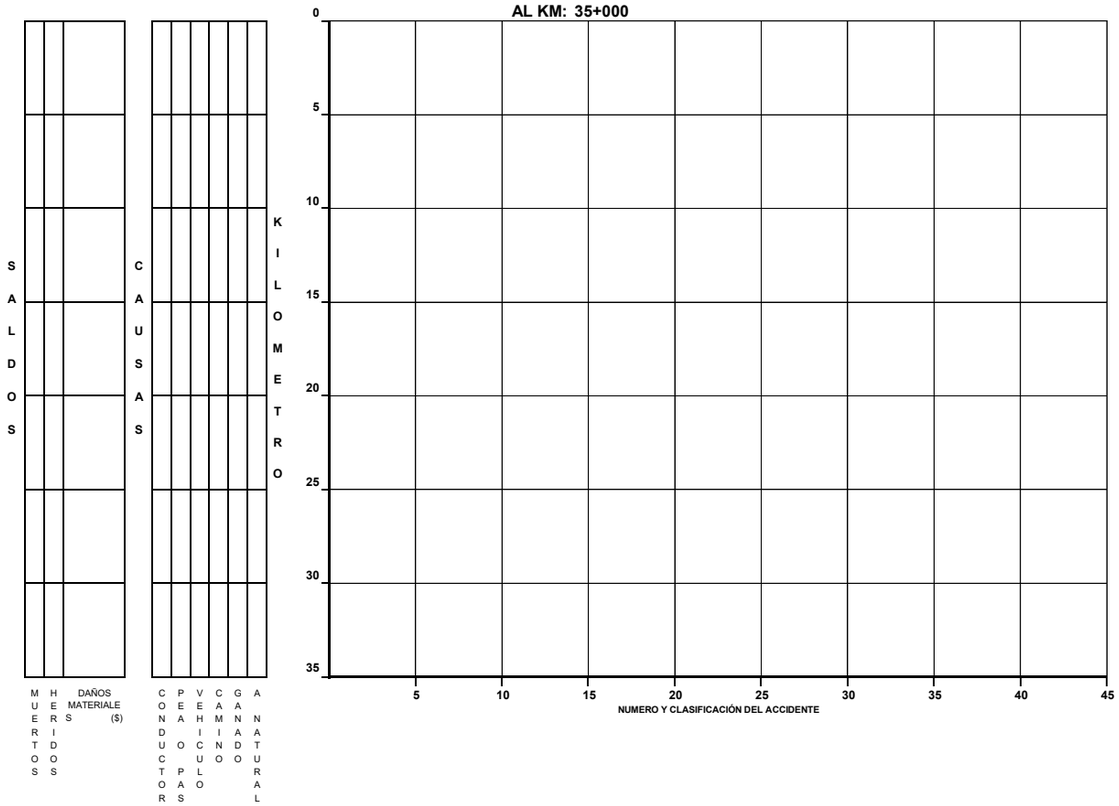


**DEL KM:**
**AL KM:**

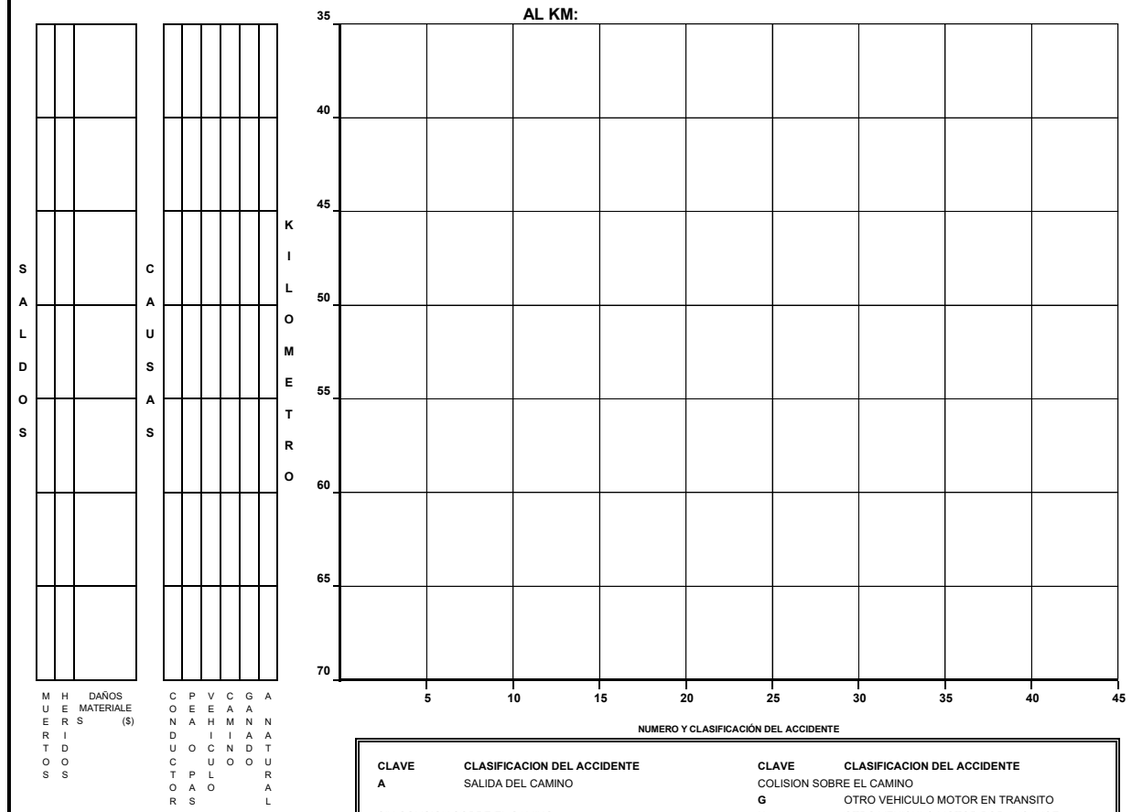


| CLAVE | CLASIFICACION DEL ACCIDENTE | CLAVE | CLASIFICACION DEL ACCIDENTE |
|---|---|---|---|
| | | COLISION SOBRE EL CAMINO | |
| | | G | OTRO VEHICULO MOTOR EN TRANSITO |
| | | H | OTRO VEHICULO MOTOR POR ALCANCE |
| | | J | VEHICULO MOTOR ESTACIONADO |
| | | K | FERROCARRIL |
| | | L | BICICLETA |
| | | M | ANIMAL |
| | | N | OBJETO FIJO |
| | | O | OTROS OBJETOS |

| CLAVE | CLASIFICACION DEL ACCIDENTE |
|---|---|
| A | SALIDA DEL CAMINO |
| SIN COLISION SOBRE EL CAMINO | |
| B | VOLCADURA |
| C | CAIDA DE PASAJERO |
| D | INCENDIO |
| E | OTROS |
| COLISION SOBRE EL CAMINO | |
| F | PEATON (ATROPELLAMIENTO) |

ACCIDENTES EQUIVALENTES A DAÑOS MATERIALES
✝ UN MUERTO = 6 ACCIDENTES
✡ UN HERIDO = 2 ACCIDENTES

# *ACCIDENTES POR KILOMETRO*
# *( 2 0 0 6 )*

**CARRETERA : RAMAL A ESTACION PICHUCALCO**
**TRAMO: RAMAL A ESTACIÓN SUSPIRO**

**DEL KM: 0 + 000**
**AL KM: 35+000**

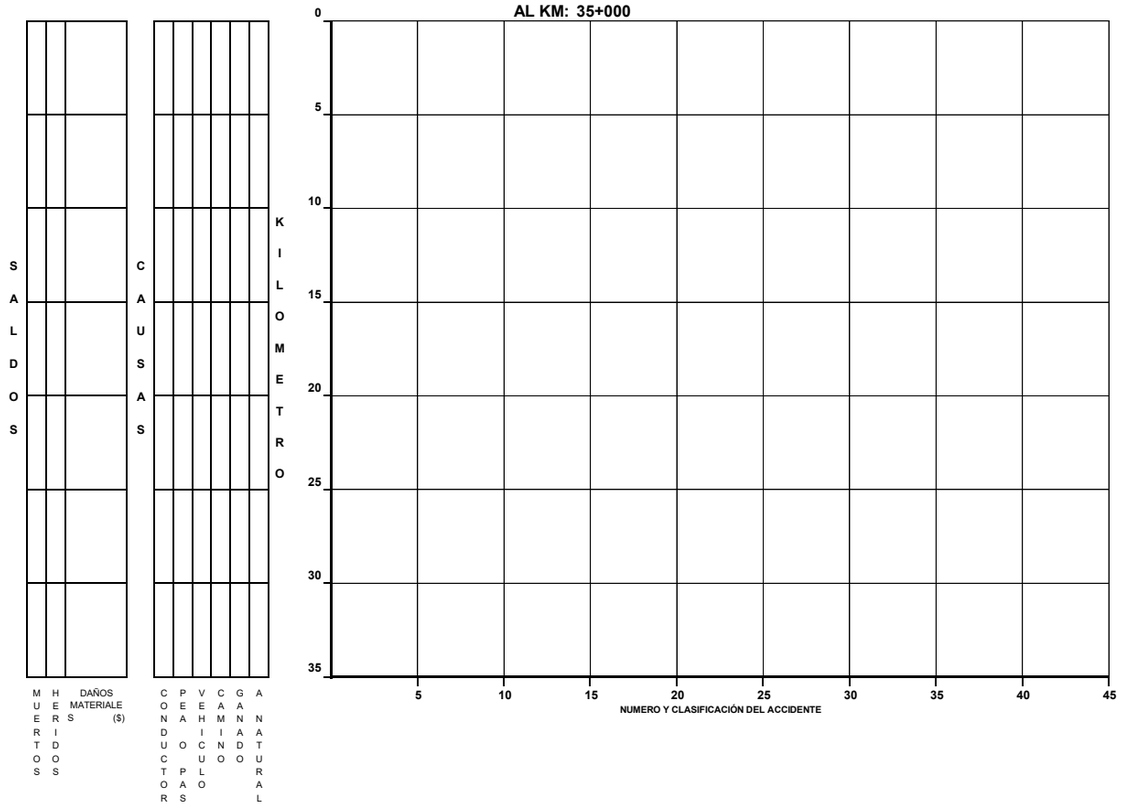


**DEL KM:**
**AL KM:**

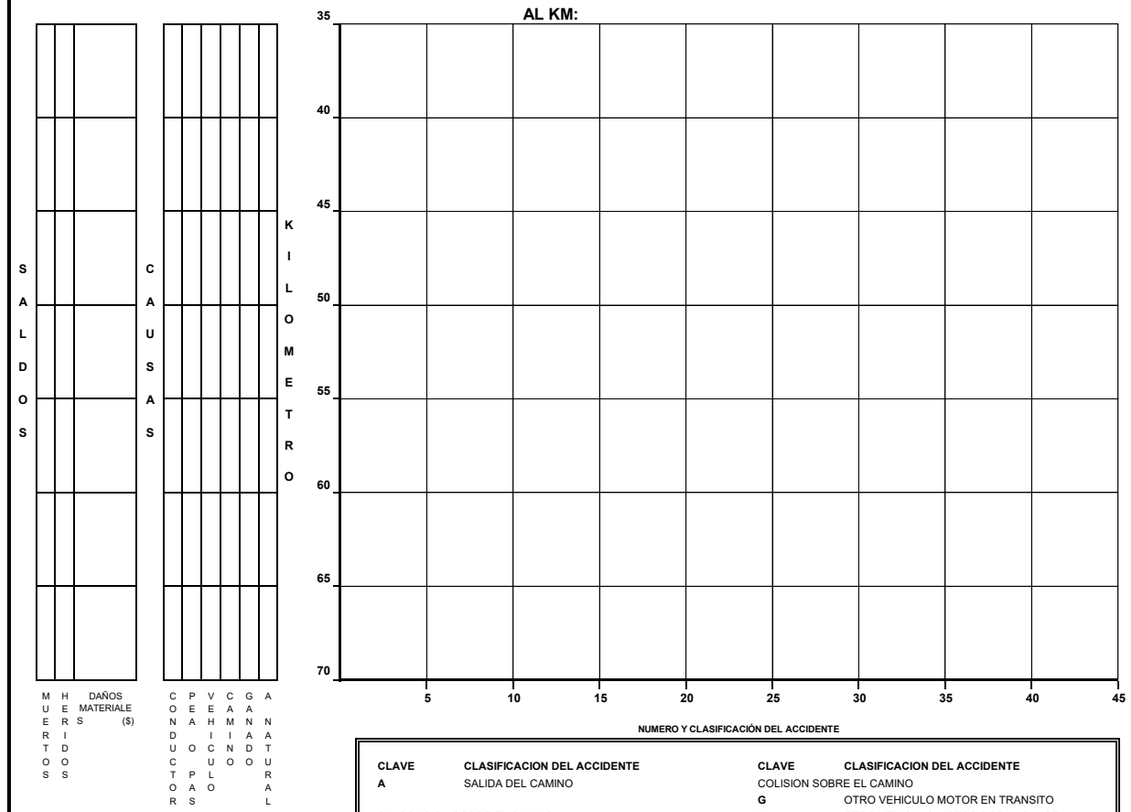


| CLAVE | CLASIFICACION DEL ACCIDENTE | CLAVE | CLASIFICACION DEL ACCIDENTE |
|---|---|---|---|
| **A** | SALIDA DEL CAMINO | COLISION SOBRE EL CAMINO | |
| | | **G** | OTRO VEHICULO MOTOR EN TRANSITO |
| SIN COLISION SOBRE EL CAMINO | | **H** | OTRO VEHICULO MOTOR POR ALCANCE |
| **B** | VOLCADURA | **J** | VEHICULO MOTOR ESTACIONADO |
| **C** | CAIDA DE PASAJERO | **K** | FERROCARRIL |
| **D** | INCENDIO | **L** | BICICLETA |
| **E** | OTROS | **M** | ANIMAL |
| COLISION SOBRE EL CAMINO | | **N** | OBJETO FIJO |
| **F** | PEATON (ATROPELLAMIENTO) | **O** | OTROS OBJETOS |

ACCIDENTES EQUIVALENTES A DAÑOS MATERIALES
✝ UN MUERTO = 6 ACCIDENTES
✡ UN HERIDO = 2 ACCIDENTES

# *ACCIDENTES POR KILOMETRO*
# *( 2 0 0 6 )*

**CARRETERA : RAMAL A AGUA AZUL**
**TRAMO: RAMAL A CASCADAS DE AGUA AZUL**

**DEL KM: 0 + 000**
**AL KM: 35+000**

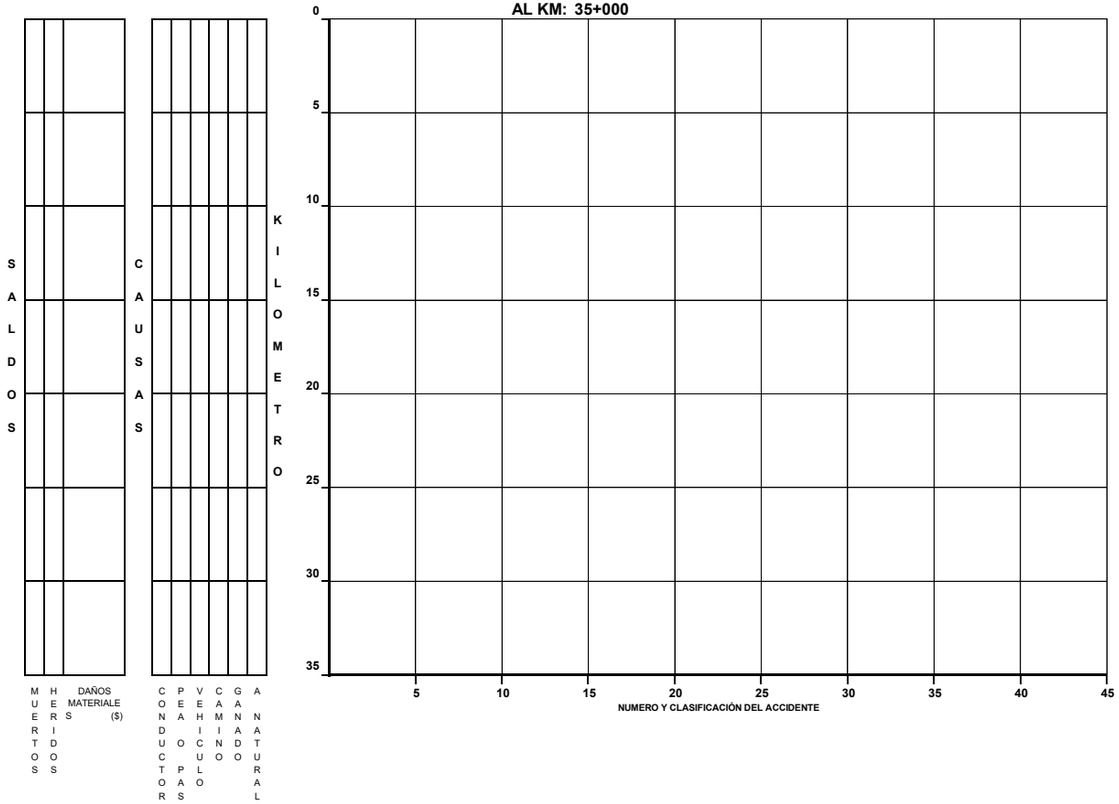


**DEL KM:**
**AL KM:**

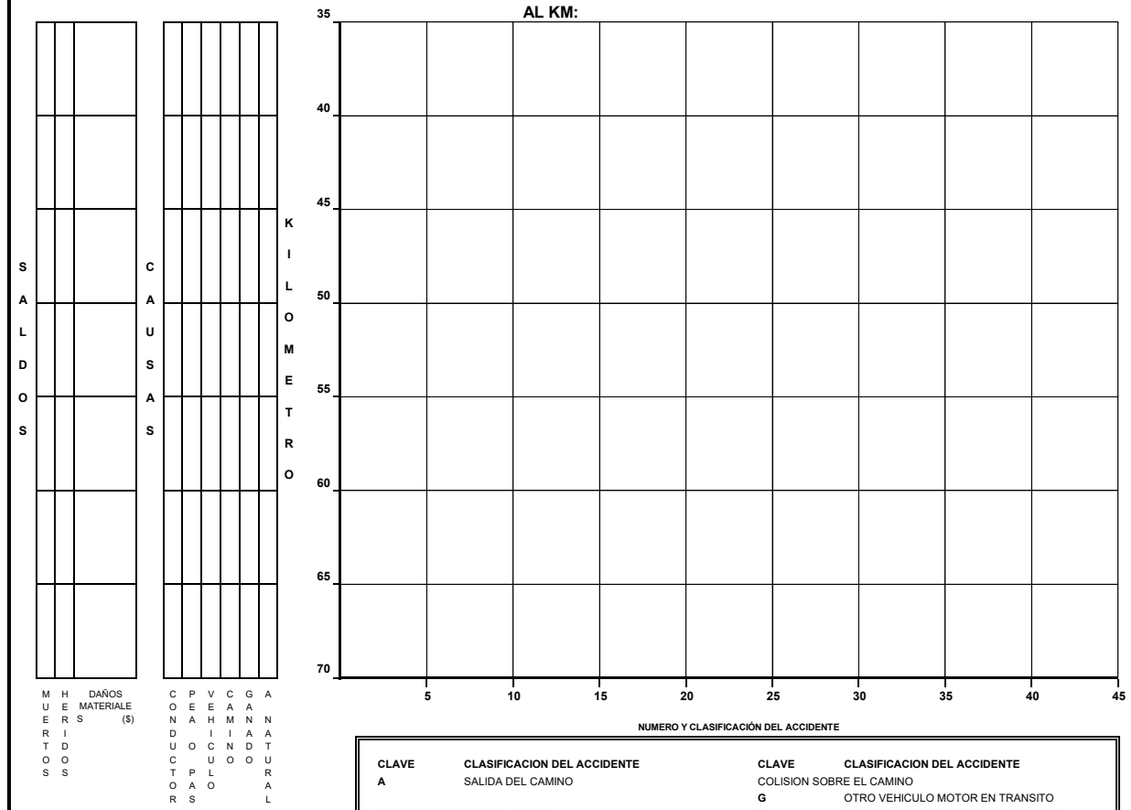


| CLAVE | CLASIFICACION DEL ACCIDENTE | CLAVE | CLASIFICACION DEL ACCIDENTE |
|---|---|---|---|
| **A** | SALIDA DEL CAMINO | COLISION SOBRE EL CAMINO | |
| | | **G** | OTRO VEHICULO MOTOR EN TRANSITO |
| SIN COLISION SOBRE EL CAMINO | | **H** | OTRO VEHICULO MOTOR POR ALCANCE |
| **B** | VOLCADURA | **J** | VEHICULO MOTOR ESTACIONADO |
| **C** | CAIDA DE PASAJERO | **K** | FERROCARRIL |
| **D** | INCENDIO | **L** | BICICLETA |
| **E** | OTROS | **M** | ANIMAL |
| COLISION SOBRE EL CAMINO | | **N** | OBJETO FIJO |
| **F** | PEATON (ATROPELLAMIENTO) | **O** | OTROS OBJETOS |

ACCIDENTES EQUIVALENTES A DAÑOS MATERIALES
✝ UN MUERTO = 6 ACCIDENTES
✡ UN HERIDO = 2 ACCIDENTES

# *ACCIDENTES POR KILOMETRO*
## *( 2 0 0 6 )*

**CARRETERA : BENEMERITO DE LAS AMERICAS - PALENQUE**
**TRAMO: RAMAL BETHEL - LACANJÁ**

**DEL KM: 0 + 000**
**AL KM: 35+000**

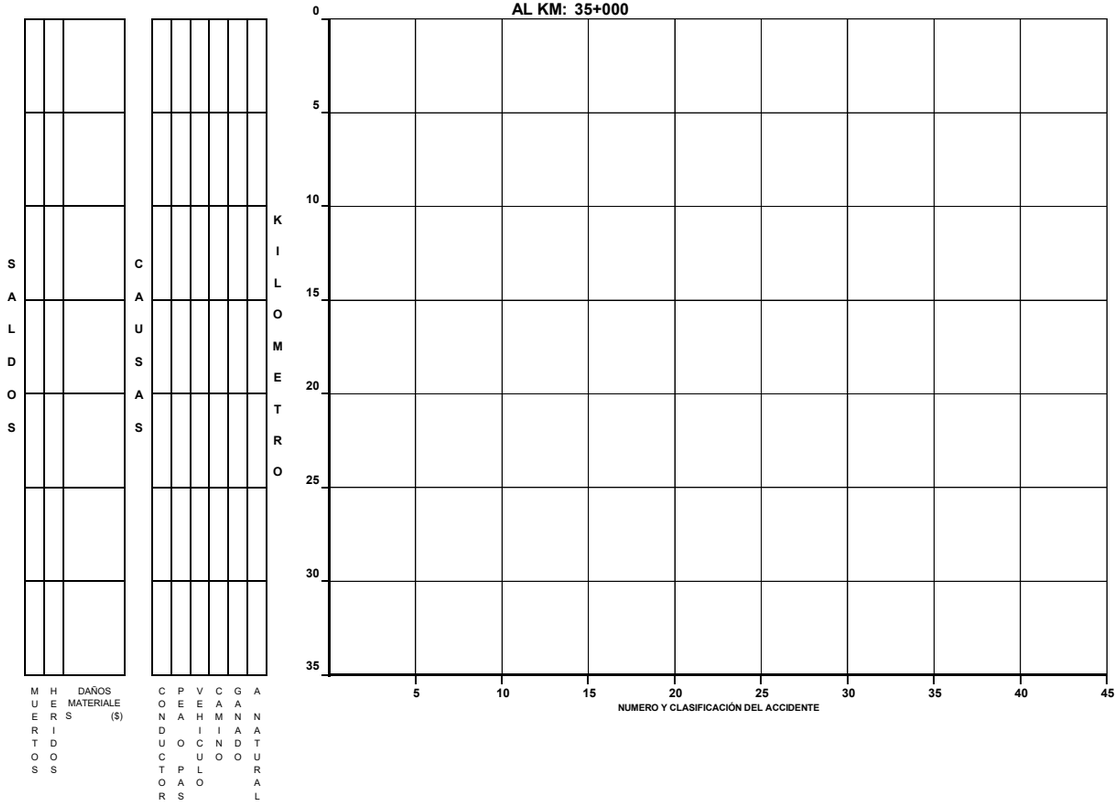


**DEL KM:**
**AL KM:**

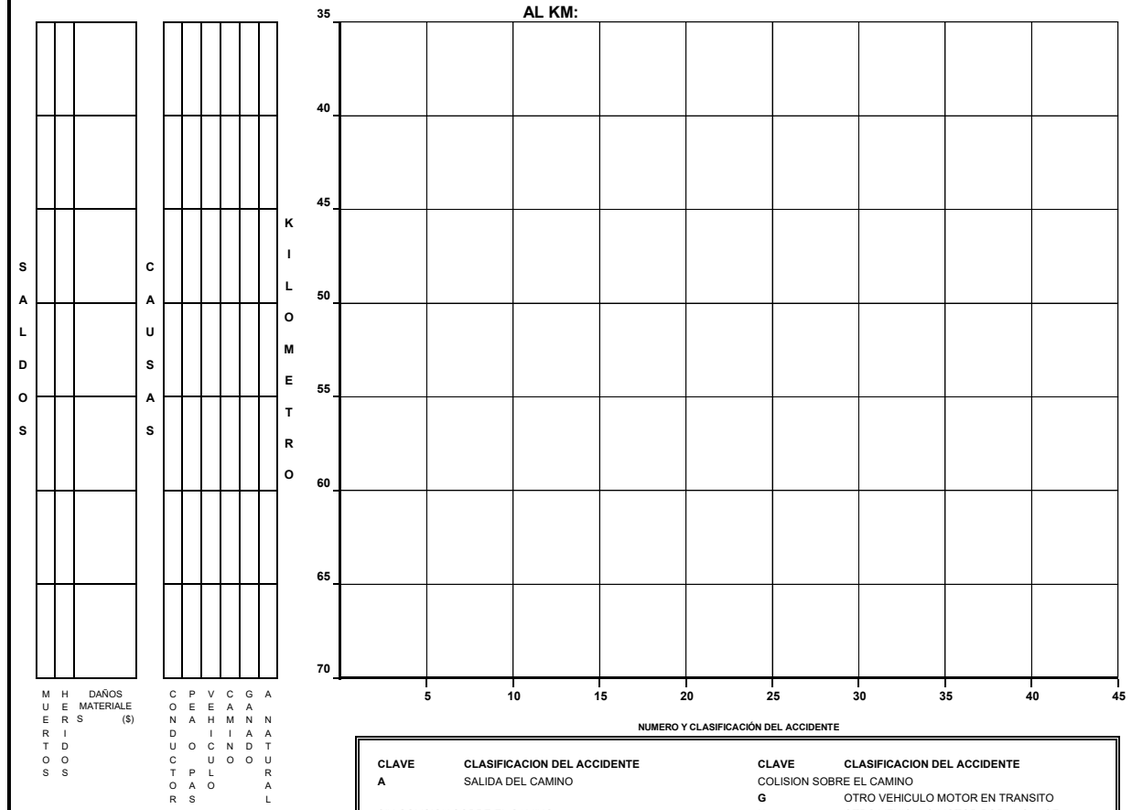


| CLAVE | CLASIFICACION DEL ACCIDENTE | CLAVE | CLASIFICACION DEL ACCIDENTE |
|---|---|---|---|
| **A** | SALIDA DEL CAMINO | COLISION SOBRE EL CAMINO | |
| | | **G** | OTRO VEHICULO MOTOR EN TRANSITO |
| SIN COLISION SOBRE EL CAMINO | | **H** | OTRO VEHICULO MOTOR POR ALCANCE |
| **B** | VOLCADURA | **J** | VEHICULO MOTOR ESTACIONADO |
| **C** | CAIDA DE PASAJERO | **K** | FERROCARRIL |
| **D** | INCENDIO | **L** | BICICLETA |
| **E** | OTROS | **M** | ANIMAL |
| COLISION SOBRE EL CAMINO | | **N** | OBJETO FIJO |
| **F** | PEATON (ATROPELLAMIENTO) | **O** | OTROS OBJETOS |

ACCIDENTES EQUIVALENTES A DAÑOS MATERIALES
✝ UN MUERTO = 6 ACCIDENTES
✱ UN HERIDO = 2 ACCIDENTES

# *ACCIDENTES POR KILOMETRO*
# *( 2 0 0 6 )*

**CARRETERA : PUERTO MADERO - ESCOLLERAS**
**TRAMO: RAMAL A ESCOLLERAS DE PUERTO MADERO**

**DEL KM: 0 + 000**
**AL KM: 35+000**

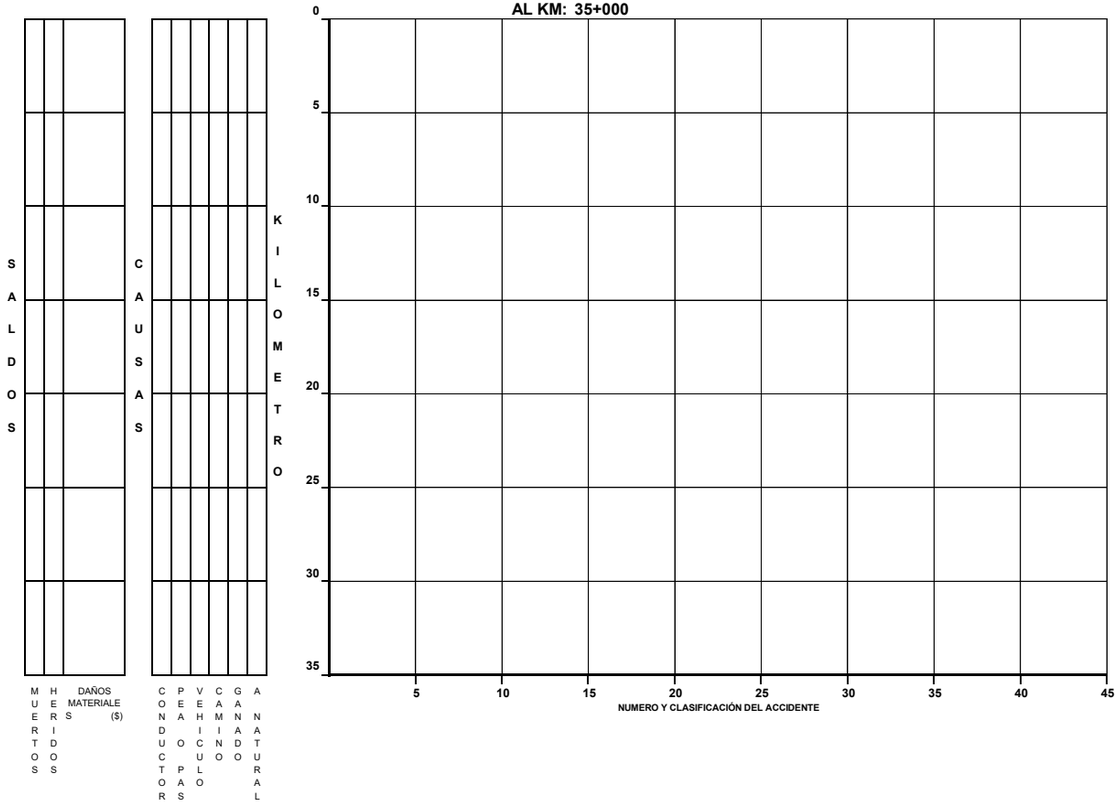


**DEL KM:**
**AL KM:**

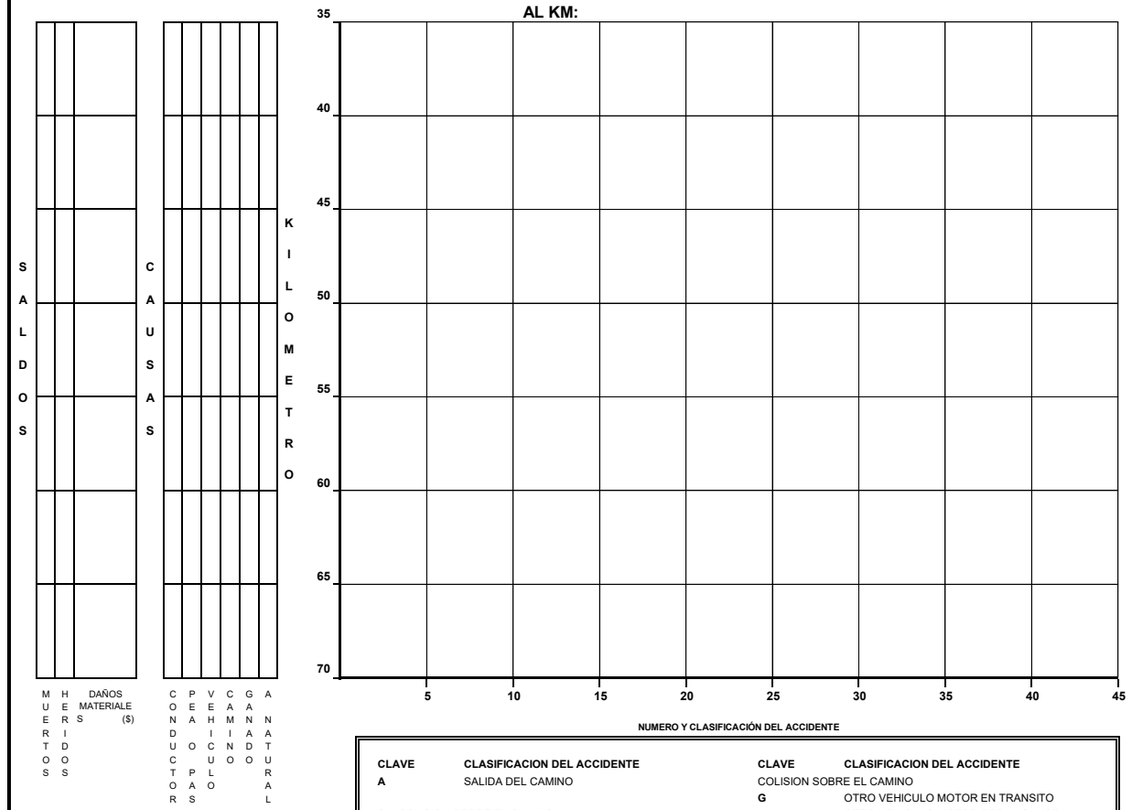


| CLAVE | CLASIFICACION DEL ACCIDENTE | CLAVE | CLASIFICACION DEL ACCIDENTE |
|---|---|---|---|
| **A** | SALIDA DEL CAMINO | COLISION SOBRE EL CAMINO | |
| | | **G** | OTRO VEHICULO MOTOR EN TRANSITO |
| SIN COLISION SOBRE EL CAMINO | | **H** | OTRO VEHICULO MOTOR POR ALCANCE |
| **B** | VOLCADURA | **J** | VEHICULO MOTOR ESTACIONADO |
| **C** | CAIDA DE PASAJERO | **K** | FERROCARRIL |
| **D** | INCENDIO | **L** | BICICLETA |
| **E** | OTROS | **M** | ANIMAL |
| COLISION SOBRE EL CAMINO | | **N** | OBJETO FIJO |
| **F** | PEATON (ATROPELLAMIENTO) | **O** | OTROS OBJETOS |

ACCIDENTES EQUIVALENTES A DAÑOS MATERIALES
✝ UN MUERTO = 6 ACCIDENTES
✡ UN HERIDO = 2 ACCIDENTES

# *ACCIDENTES POR KILOMETRO*
# *( 2 0 0 6 )*

**CARRETERA : TAPANATEPEC - TUXTLA GUTIERREZ**
**TRAMO: RAMAL A JIQUIPILAS**

**DEL KM: 0 + 000**
**AL KM: 35+000**

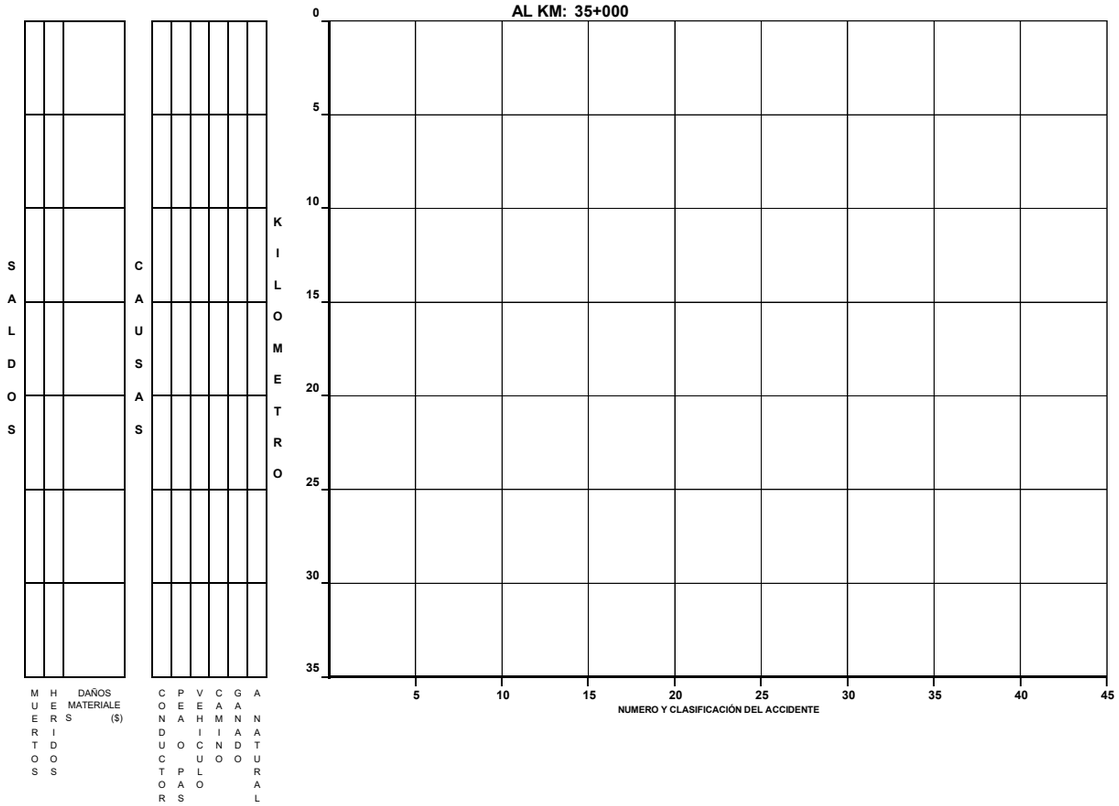


**DEL KM:**
**AL KM:**

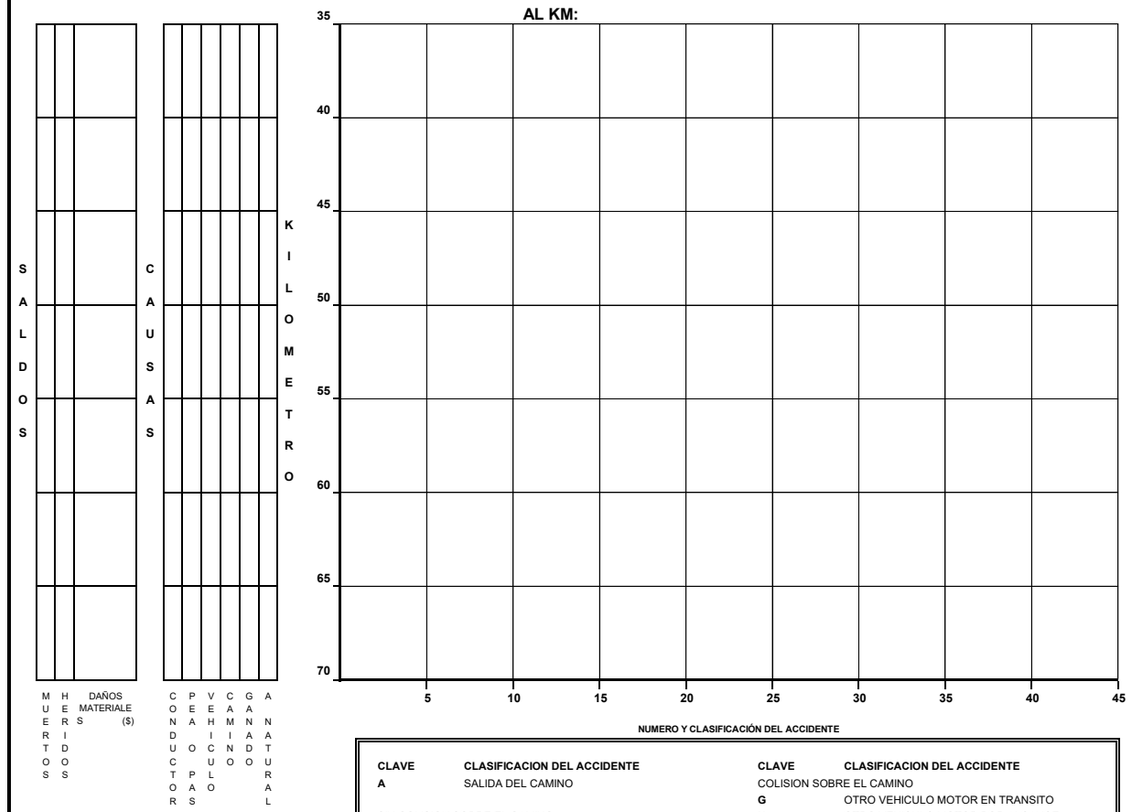


| CLAVE | CLASIFICACION DEL ACCIDENTE | CLAVE | CLASIFICACION DEL ACCIDENTE |
|---|---|---|---|
| | | COLISION SOBRE EL CAMINO | |
| | | **G** | OTRO VEHICULO MOTOR EN TRANSITO |
| | | **H** | OTRO VEHICULO MOTOR POR ALCANCE |
| SIN COLISION SOBRE EL CAMINO | | **J** | VEHICULO MOTOR ESTACIONADO |
| **B** | VOLCADURA | **K** | FERROCARRIL |
| **C** | CAIDA DE PASAJERO | **L** | BICICLETA |
| **D** | INCENDIO | **M** | ANIMAL |
| **E** | OTROS | **N** | OBJETO FIJO |
| COLISION SOBRE EL CAMINO | | **O** | OTROS OBJETOS |
| **F** | PEATON (ATROPELLAMIENTO) | | |

ACCIDENTES EQUIVALENTES A DAÑOS MATERIALES
✝ UN MUERTO = 6 ACCIDENTES
✡ UN HERIDO = 2 ACCIDENTES

# *ACCIDENTES POR KILOMETRO*
# *( 2 0 0 6 )*

**CARRETERA : TUXTLA GUTIERREZ - CD. CUAUHTEMOC**
**TRAMO: RAMAL A CERRO HUECO**

**DEL KM: 0 + 000**
**AL KM: 35+000**

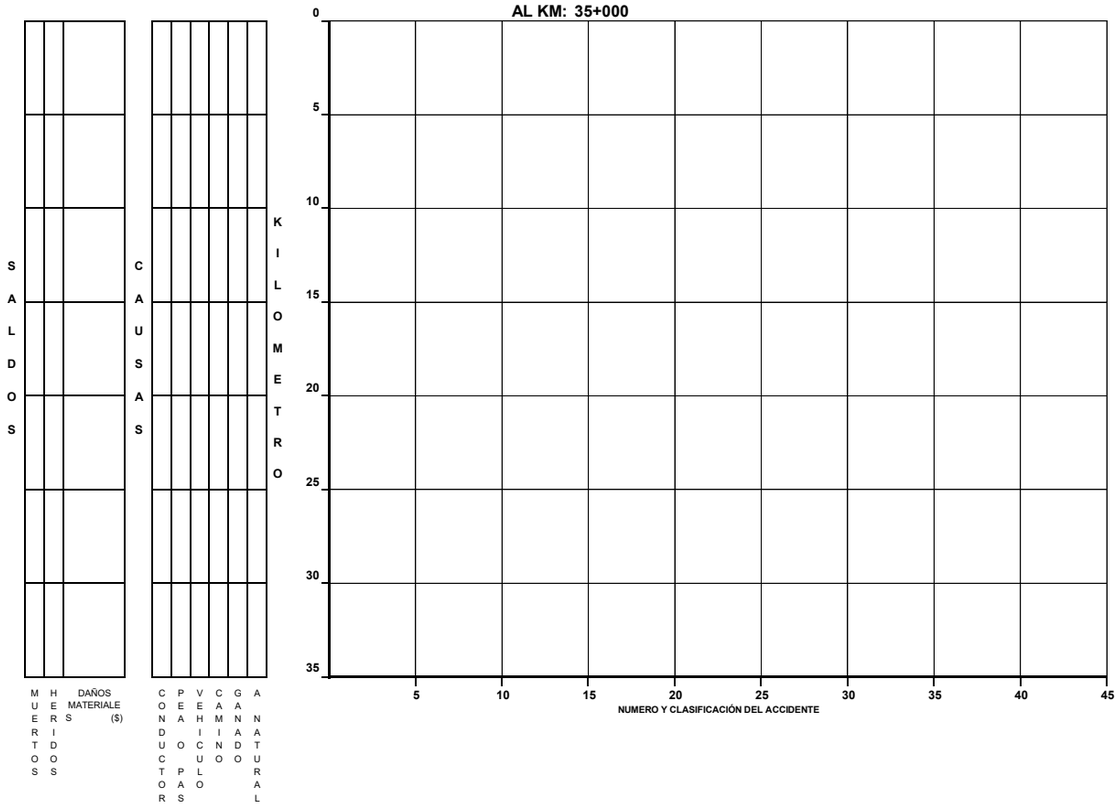


**DEL KM:**
**AL KM:**

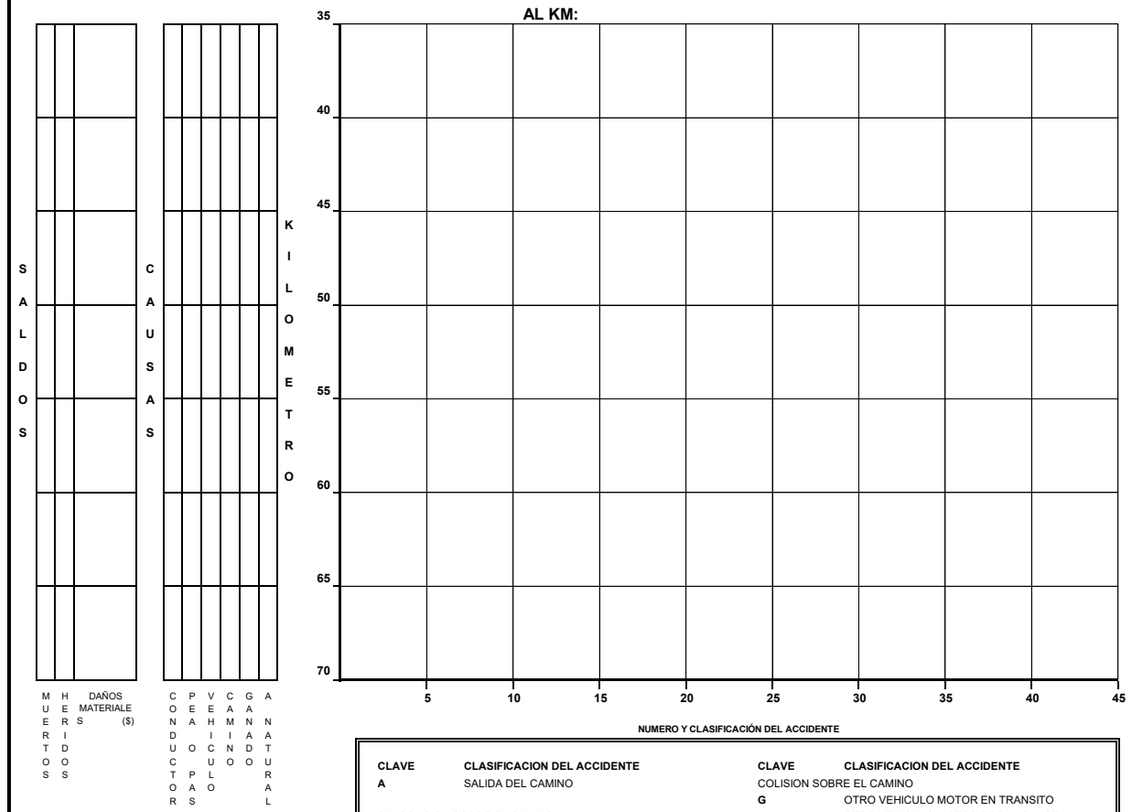


| CLAVE | CLASIFICACION DEL ACCIDENTE | CLAVE | CLASIFICACION DEL ACCIDENTE |
|---|---|---|---|
| | | COLISION SOBRE EL CAMINO | |
| | | **G** | OTRO VEHICULO MOTOR EN TRANSITO |
| | | **H** | OTRO VEHICULO MOTOR POR ALCANCE |
| | | **J** | VEHICULO MOTOR ESTACIONADO |
| | | **K** | FERROCARRIL |
| | | **L** | BICICLETA |
| | | **M** | ANIMAL |
| | | **N** | OBJETO FIJO |
| | | **O** | OTROS OBJETOS |
| **A** | SALIDA DEL CAMINO | | |
| SIN COLISION SOBRE EL CAMINO | | | |
| **B** | VOLCADURA | | |
| **C** | CAIDA DE PASAJERO | | |
| **D** | INCENDIO | | |
| **E** | OTROS | | |
| COLISION SOBRE EL CAMINO | | | |
| **F** | PEATON (ATROPELLAMIENTO) | | |

ACCIDENTES EQUIVALENTES A DAÑOS MATERIALES
✝ UN MUERTO = 6 ACCIDENTES
✡ UN HERIDO = 2 ACCIDENTES

# *ACCIDENTES POR KILOMETRO*
# *( 2 0 0 6 )*

**CARRETERA : TUXTLA GUTIERREZ - CD. CUAUHTEMOC**
**TRAMO: RAMAL AL CHORREADERO**

**DEL KM: 0 + 000**
**AL KM: 35+000**

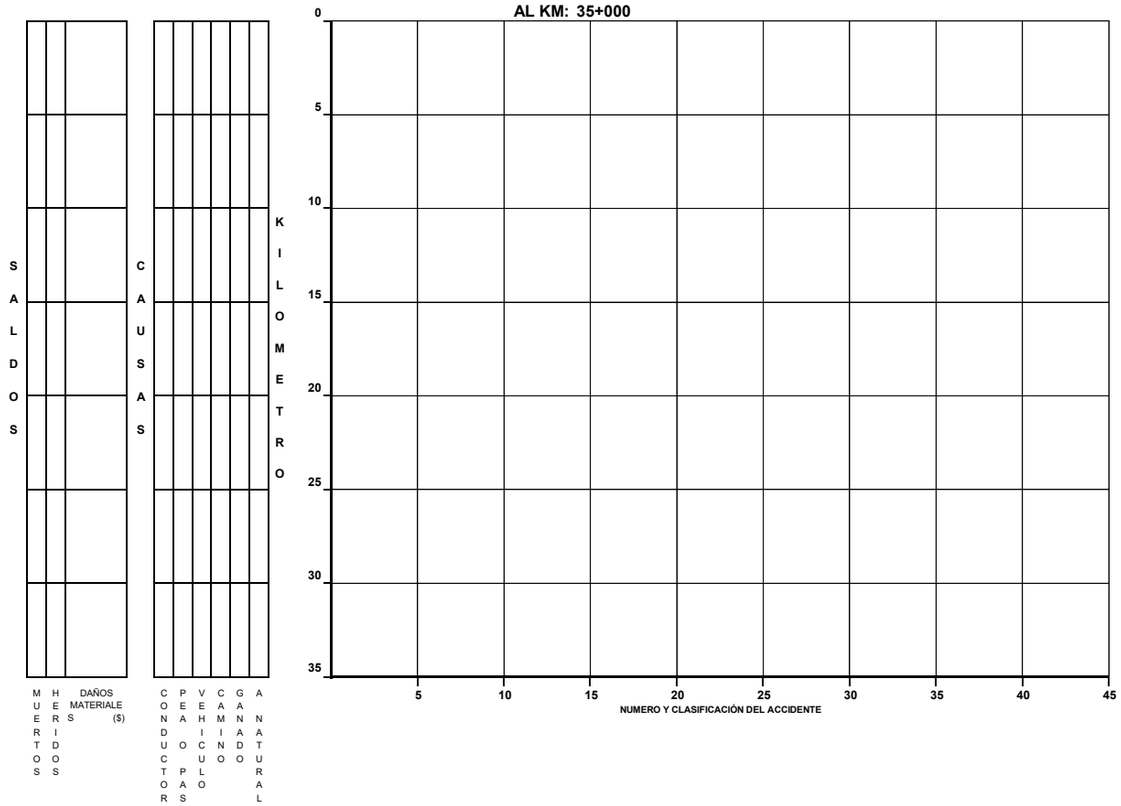


**DEL KM:**
**AL KM:**

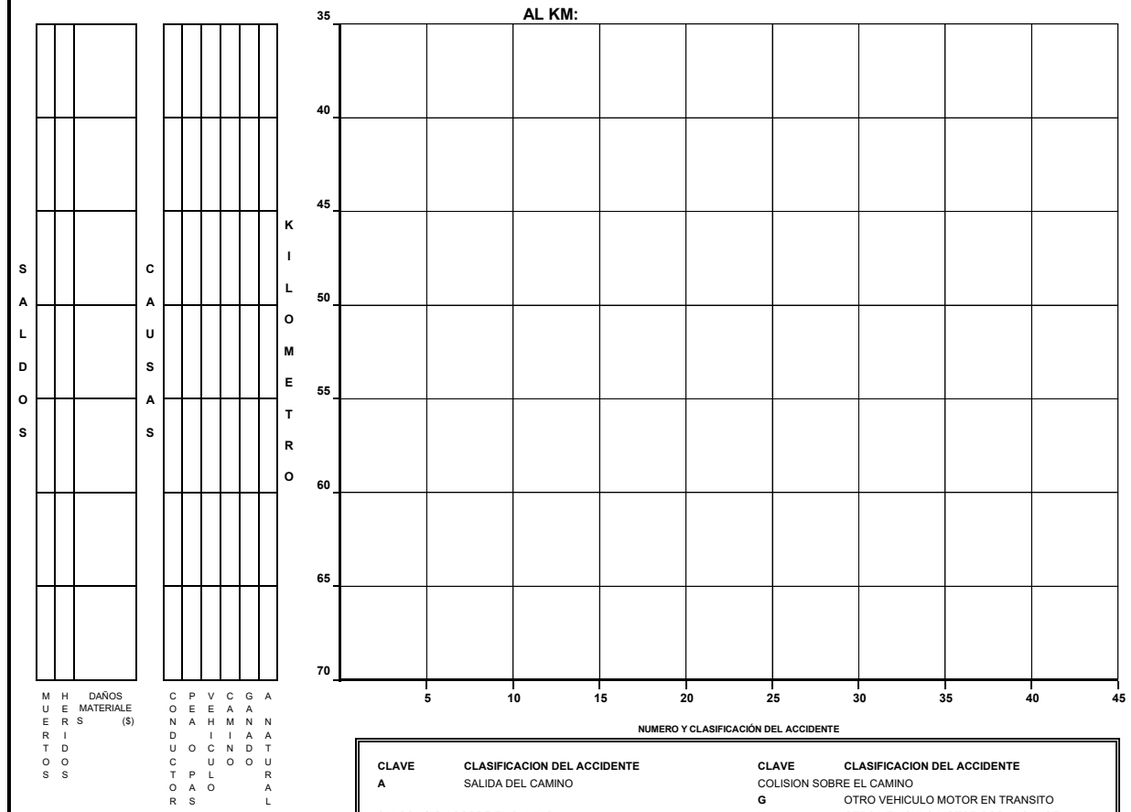


| CLAVE | CLASIFICACION DEL ACCIDENTE | CLAVE | CLASIFICACION DEL ACCIDENTE |
|---|---|---|---|
| | | COLISION SOBRE EL CAMINO | |
| | | G | OTRO VEHICULO MOTOR EN TRANSITO |
| | | H | OTRO VEHICULO MOTOR POR ALCANCE |
| | | J | VEHICULO MOTOR ESTACIONADO |
| | | K | FERROCARRIL |
| | | L | BICICLETA |
| | | M | ANIMAL |
| | | N | OBJETO FIJO |
| | | O | OTROS OBJETOS |
| A | SALIDA DEL CAMINO | | |
| SIN COLISION SOBRE EL CAMINO | | | |
| B | VOLCADURA | | |
| C | CAIDA DE PASAJERO | | |
| D | INCENDIO | | |
| E | OTROS | | |
| COLISION SOBRE EL CAMINO | | | |
| F | PEATON (ATROPELLAMIENTO) | | |

ACCIDENTES EQUIVALENTES A DAÑOS MATERIALES
✝ UN MUERTO = 6 ACCIDENTES
✡ UN HERIDO = 2 ACCIDENTES

# *ACCIDENTES POR KILOMETRO*
# *( 2 0 0 6 )*

**CARRETERA : CATAZAJÁ - T.C. (TUXTLA GTZ. - CD. CUAUHTEMOC)**
**TRAMO: RAMAL A CASCADAS DE MISOL-HA**

**DEL KM: 0 + 000**
**AL KM: 35+000**

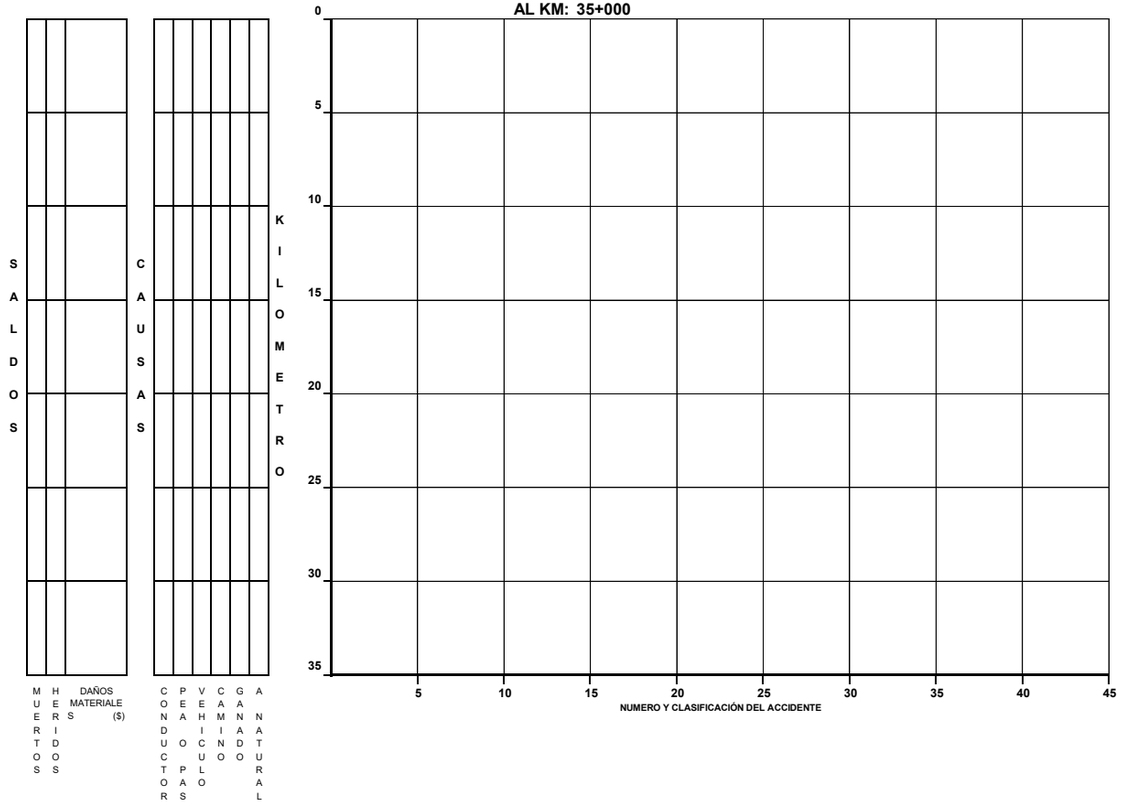


**DEL KM:**
**AL KM:**

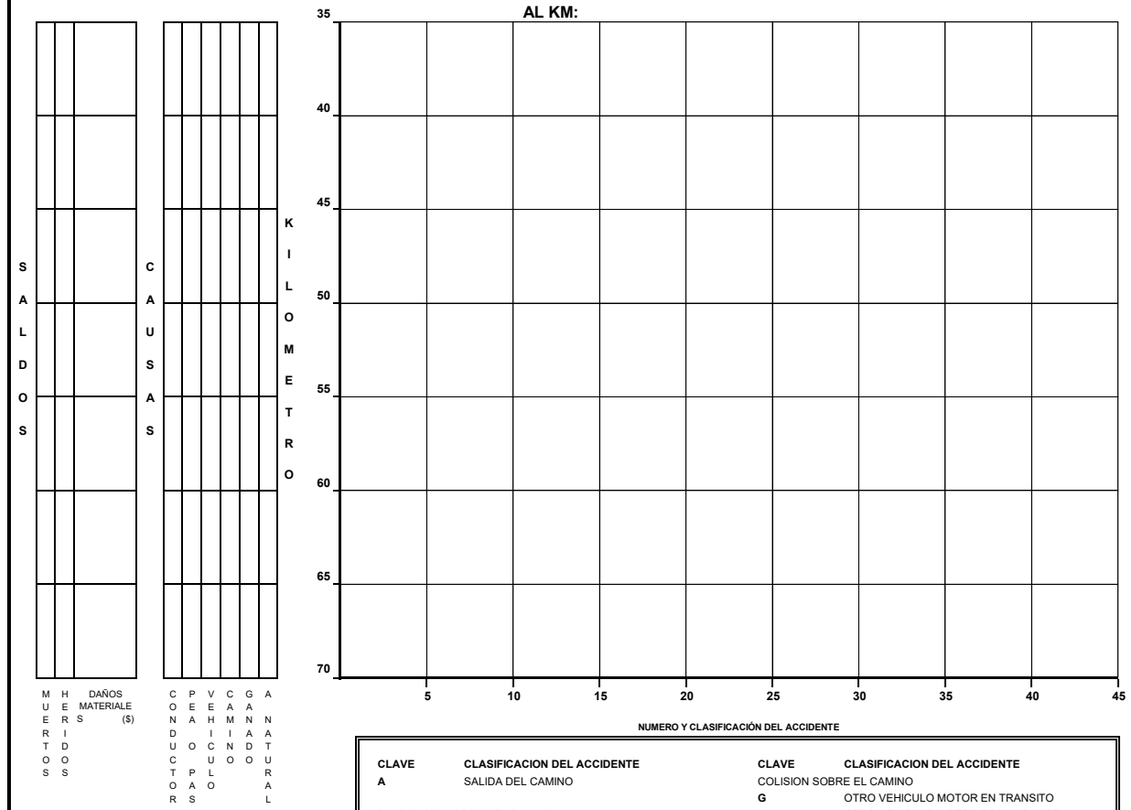


| CLAVE | CLASIFICACION DEL ACCIDENTE | CLAVE | CLASIFICACION DEL ACCIDENTE |
|---|---|---|---|
| | | COLISION SOBRE EL CAMINO | |
| | | **G** | OTRO VEHICULO MOTOR EN TRANSITO |
| | | **H** | OTRO VEHICULO MOTOR POR ALCANCE |
| **A** | SALIDA DEL CAMINO | **J** | VEHICULO MOTOR ESTACIONADO |
| SIN COLISION SOBRE EL CAMINO | | **K** | FERROCARRIL |
| **B** | VOLCADURA | **L** | BICICLETA |
| **C** | CAIDA DE PASAJERO | **M** | ANIMAL |
| **D** | INCENDIO | **N** | OBJETO FIJO |
| **E** | OTROS | **O** | OTROS OBJETOS |
| COLISION SOBRE EL CAMINO | | | |
| **F** | PEATON (ATROPELLAMIENTO) | | |

ACCIDENTES EQUIVALENTES A DAÑOS MATERIALES
✝ UN MUERTO = 6 ACCIDENTES
✡ UN HERIDO = 2 ACCIDENTES

# *ACCIDENTES POR KILOMETRO*
## *( 2 0 0 6 )*

**CARRETERA : CATAZAJÁ - T.C. (TUXTLA GTZ. - CD. CUAUHTEMOC)**
**TRAMO: RAMAL A PALENQUE**

**DEL KM: 0 + 000**
**AL KM: 35+000**

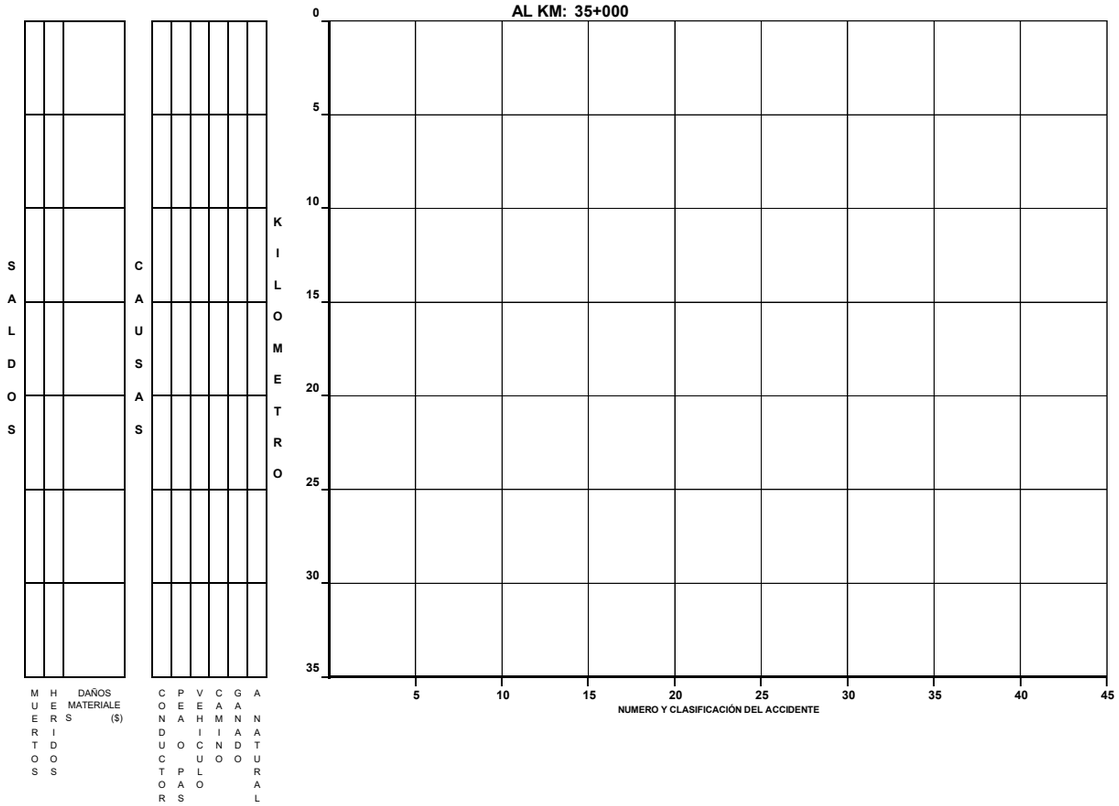


**DEL KM:**
**AL KM:**

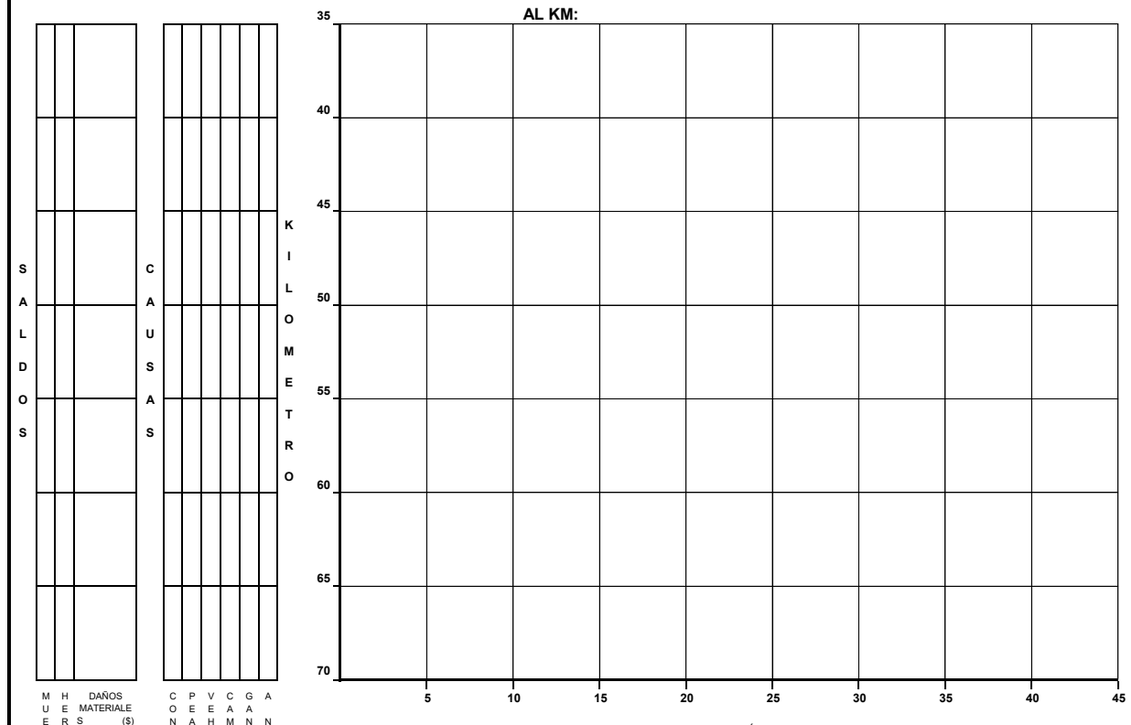


| CLAVE | CLASIFICACION DEL ACCIDENTE | CLAVE | CLASIFICACION DEL ACCIDENTE |
|---|---|---|---|
| **A** | SALIDA DEL CAMINO | COLISION SOBRE EL CAMINO | |
| | | **G** | OTRO VEHICULO MOTOR EN TRANSITO |
| SIN COLISION SOBRE EL CAMINO | | **H** | OTRO VEHICULO MOTOR POR ALCANCE |
| **B** | VOLCADURA | **J** | VEHICULO MOTOR ESTACIONADO |
| **C** | CAIDA DE PASAJERO | **K** | FERROCARRIL |
| **D** | INCENDIO | **L** | BICICLETA |
| **E** | OTROS | **M** | ANIMAL |
| COLISION SOBRE EL CAMINO | | **N** | OBJETO FIJO |
| **F** | PEATON (ATROPELLAMIENTO) | **O** | OTROS OBJETOS |

ACCIDENTES EQUIVALENTES A DAÑOS MATERIALES
✝ UN MUERTO = 6 ACCIDENTES
✡ UN HERIDO = 2 ACCIDENTES

# *ACCIDENTES POR KILOMETRO*
# *( 2 0 0 6 )*

**CARRETERA : LAS CHOAPAS - OCOZOCOAUTLA**
**TRAMO: LAS CHOAPAS - OCOZOCOAUTLA**

**DEL KM: 100 + 000**
**AL KM: 135 + 000**

| Kilómetro | Saldos: Muertos | Saldos: Heridos | Saldos: Daños materiales ($) | Causas: Conductor | Causas: Peatón o pasajero | Causas: Vehículo | Causas: Camino | Causas: Ganado | Causas: Agente natural | Número y clasificación del accidente |
|---|---|---|---|---|---|---|---|---|---|---|
| 100 - 104 | | | | | | | | | | |
| 104 - 109 | | | | | | | | | | |
| 109 - 114 | | | 5,000 | 1 | | | | | | A |
| 114 - 119 | | | | | | | | | | |
| 119 - 124 | | | 25,000 | | | 1 | | | | B |
| 124 - 129 | | | | | | | | | | |
| 129 - 134 | | 1 | 40,000 | 1 | | | | | | G * * |
| | | 3 | 16,000 | 1 | | | | | | G * * * * * * |
| | | | 1,000 | 1 | | | | | | M |

NUMERO Y CLASIFICACIÓN DEL ACCIDENTE: 5 10 15 20 25 30 35 40 45

**DEL KM: 135 + 000**
**AL KM: 170 + 000**

| Kilómetro | Saldos: Muertos | Saldos: Heridos | Saldos: Daños materiales ($) | Causas: Conductor | Causas: Peatón o pasajero | Causas: Vehículo | Causas: Camino | Causas: Ganado | Causas: Agente natural | Número y clasificación del accidente |
|---|---|---|---|---|---|---|---|---|---|---|
| 135 - 139 | | 2 | 10,000 | 1 | | | | | | G * * * * |
| | | | 15,000 | | | 1 | | | | A |
| 139 - 144 | 1 | 1 | 25,000 | 1 | | | | | | M * * † † † † † † |
| | 9 | 19 | 370,000 | 1 | | | | | | G * * * * * * * * * * * * * * * * * * * * * * * * * * * * * * * * * * * * * * † † † † † † † |
| 144 - 149 | | 3 | 55,000 | 2 | | | | | | A H * * * * * * |
| 149 - 154 | | 1 | 40,000 | 1 | | | | | | M * * |
| 154 - 159 | | 2 | 20,000 | 1 | | | | | | G * * * * |
| | 1 | | 30,000 | 1 | | | | | | B † † † † † † |
| | | 1 | 168,000 | 1 | | 1 | | | | E M * * |
| 159 - 164 | 2 | 3 | 115,000 | 2 | | | | | | A G * * * * * * † † † † † † † † † † † † |
| 164 - 169 | | | | | | | | | | |

NUMERO Y CLASIFICACIÓN DEL ACCIDENTE: 5 10 15 20 25 30 35 40 45

| CLAVE | CLASIFICACION DEL ACCIDENTE | CLAVE | CLASIFICACION DEL ACCIDENTE |
|---|---|---|---|
| A | SALIDA DEL CAMINO | | COLISION SOBRE EL CAMINO |
| | | G | OTRO VEHICULO MOTOR EN TRANSITO |
| | SIN COLISION SOBRE EL CAMINO | H | OTRO VEHICULO MOTOR POR ALCANCE |
| B | VOLCADURA | J | VEHICULO MOTOR ESTACIONADO |
| C | CAIDA DE PASAJERO | K | FERROCARRIL |
| D | INCENDIO | L | BICICLETA |
| E | OTROS | M | ANIMAL |
| | COLISION SOBRE EL CAMINO | N | OBJETO FIJO |
| F | PEATON (ATROPELLAMIENTO) | O | OTROS OBJETOS |

ACCIDENTES EQUIVALENTES A DAÑOS MATERIALES
† UN MUERTO = 6 ACCIDENTES
* UN HERIDO = 2 ACCIDENTES

# *ACCIDENTES POR KILOMETRO*
# *( 2 0 0 6 )*

**CARRETERA : LAS CHOAPAS - OCOZOCOAUTLA**
**TRAMO: LAS CHOAPAS - OCOZOCOAUTLA**

**DEL KM: 170 + 000**
**AL KM: 197 + 500**

| SALDOS | | | CAUSAS | | | | | | KILOMETRO |
|---|---|---|---|---|---|---|---|---|---|
| MUERTOS | HERIDOS | DAÑOS MATERIALES ($) | CONDUCTOR | PEA O PAS | VEHICULO | CAMINO | GANADO | A NATURAL | |
| | 4 | 8,000 | 01 | | | | | | 170 |
| | | | | | | | | | 174 |
| | | | | | | | | | 179 |
| | 2 | 15,000 | | | 01 | | | | 184 |
| | | | | | | | | | 189 |
| 1 | 3 | 5,000 | 01 | | | | | | 194 |
| | | 500,000 | | | 01 | | | | 199 |
| | | | | | | | | | 204 |

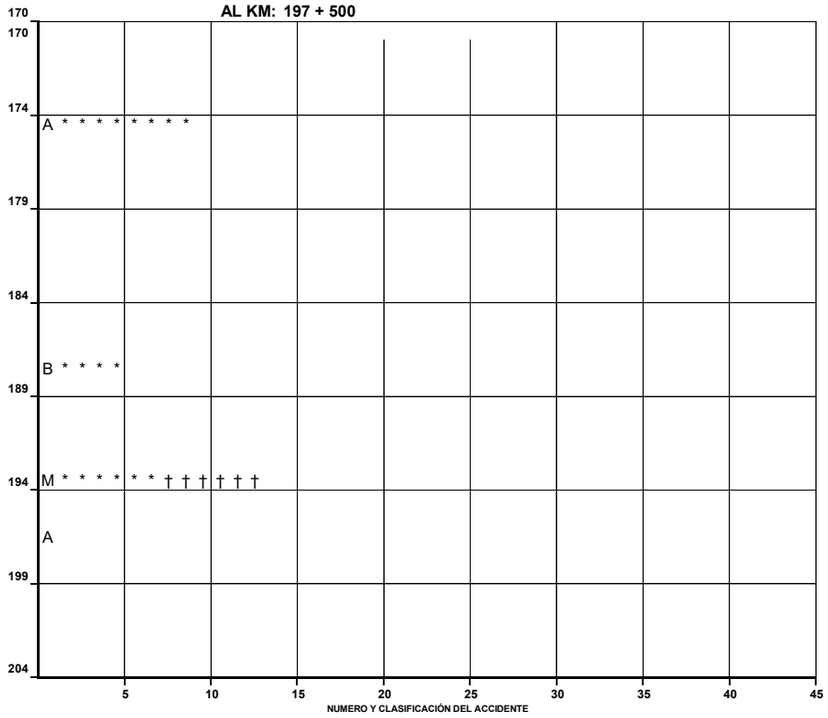


**DEL KM:**
**AL KM:**

| SALDOS | | | CAUSAS | | | | | | KILOMETRO |
|---|---|---|---|---|---|---|---|---|---|
| MUERTOS | HERIDOS | DAÑOS MATERIALES ($) | CONDUCTOR | PEA O PAS | VEHICULO | CAMINO | GANADO | A NATURAL | |
| | | | | | | | | | 105 |
| | | | | | | | | | 110 |
| | | | | | | | | | 115 |
| | | | | | | | | | 120 |
| | | | | | | | | | 125 |
| | | | | | | | | | 130 |
| | | | | | | | | | 135 |
| | | | | | | | | | 140 |

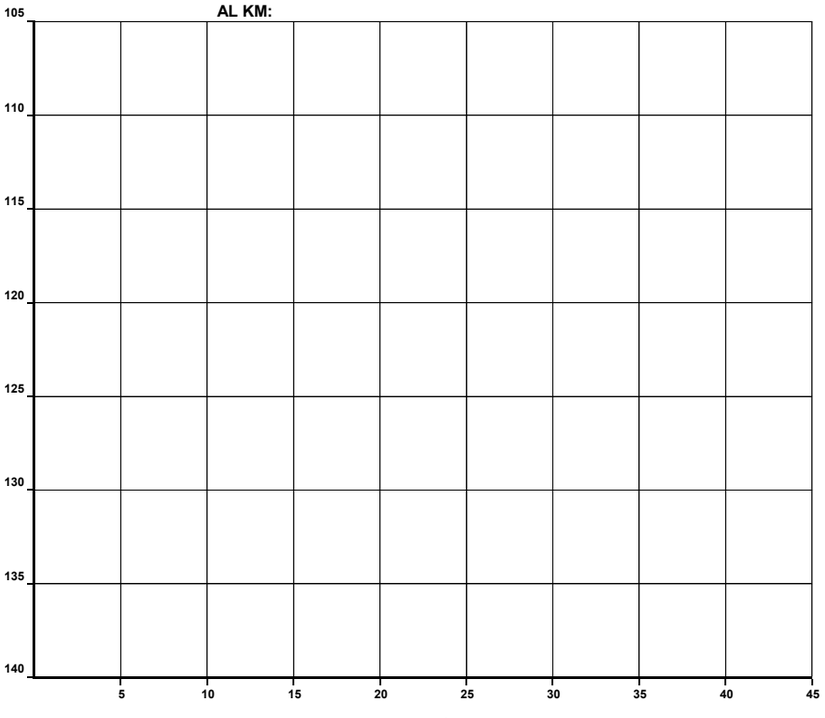


| CLAVE | CLASIFICACION DEL ACCIDENTE |
|---|---|
| A | SALIDA DEL CAMINO |
| SIN COLISION SOBRE EL CAMINO | |
| B | VOLCADURA |
| C | CAIDA DE PASAJERO |
| D | INCENDIO |
| E | OTROS |
| COLISION SOBRE EL CAMINO | |
| F | PEATON (ATROPELLAMIENTO) |

| CLAVE | CLASIFICACION DEL ACCIDENTE |
|---|---|
| COLISION SOBRE EL CAMINO | |
| G | OTRO VEHICULO MOTOR EN TRANSITO |
| H | OTRO VEHICULO MOTOR POR ALCANCE |
| J | VEHICULO MOTOR ESTACIONADO |
| K | FERROCARRIL |
| L | BICICLETA |
| M | ANIMAL |
| N | OBJETO FIJO |
| O | OTROS OBJETOS |

ACCIDENTES EQUIVALENTES A DAÑOS MATERIALES
UN MUERTO = 6 ACCIDENTES
UN HERIDO = 2 ACCIDENTES

# *ACCIDENTES POR KILOMETRO*
# *( 2 0 0 6 )*

**CARRETERA : TUXTLA GUTIÉRREZ - SAN CRISTÓBAL DE LAS CASAS**
**TRAMO: TUXTLA GUTIÉRREZ - SAN CRISTÓBAL DE LAS CASAS**

**DEL KM: 0 + 000**
**AL KM: 35+000**

| SALDOS: MUERTOS | HERIDOS | DAÑOS MATERIALES ($) | CAUSAS: CONDUCTOR | PEAO | PASAJERO | VEHICULO | CAMINO | GANADO | ANATURAL | KILOMETRO | Clasificación del accidente |
|---|---|---|---|---|---|---|---|---|---|---|---|
| | 1 | 50,000 | 01 | | | | | | | 0 | G * * |
| | 2 | 90,000 | 02 | | | | | | | | A A * * * * |
| | 2 | 7,000 | 01 | | | | | | | | A * * * * |
| | 1 | 43,000 | 01 | | | | | | | 9 | H * * |
| 1 | 6 | 55,000 | 01 | | | | | | | | J * * * * * * * * * * * * † † † † † † |
| | 2 | 55,000 | 02 | | | | | | | | A H * * * * |
| 1 | 7 | 135,000 | 03 | | | | | | | | A G G * * * * * * * * * * * * * * † † † † † † |
| | 2 | 67,000 | 02 | | | | | | | 14 | G M * * * * |
| 1 | 4 | 133,500 | 04 | | 01 | | | | | 19 | A A G G M * * * * * * * * * † † † † † † |
| | 1 | 13,000 | 01 | | | | | | | | H * * |
| | | 2,000 | 01 | | | | | | | 24 | F |
| | 4 | 135,000 | 01 | | | | | | | | G * * * * * * * * |
| | | | | | | | | | | 29 | |
| 1 | | 50,000 | 01 | | | | | | | | A † † † † † † |
| | | 5,000 | 01 | | | | | | | 34 | G |

5 10 15 20 25 30 35 40 45

NUMERO Y CLASIFICACIÓN DEL ACCIDENTE

**DEL KM: 35 + 000**
**AL KM: 70 + 000**

| SALDOS: MUERTOS | HERIDOS | DAÑOS MATERIALES ($) | CAUSAS: CONDUCTOR | PEAO | PASAJERO | VEHICULO | CAMINO | GANADO | ANATURAL | KILOMETRO | Clasificación del accidente |
|---|---|---|---|---|---|---|---|---|---|---|---|
| 2 | 2 | 80,000 | 01 | | | | | | | 35 | A * * * * † † † † † † † † † † † † † † |
| 1 | 8 | 160,000 | 01 | | | | | | | | G * * * * * * * * * * * * * * * * * † † † † † † |
| | 10 | 160,000 | 02 | | | | | | | 39 | G G * * * * * * * * * * * * * * * * * * * * * * |
| | 3 | 50,000 | 01 | | | | | | | | A * * * * * * |
| | 1 | 55,000 | 02 | | | | | | | | A G * * |
| | | | | | | | | | | 44 | |
| | | | | | | | | | | 49 | |
| | | | | | | | | | | 54 | |
| | | | | | | | | | | 59 | |
| | | | | | | | | | | 64 | |
| | | | | | | | | | | 69 | |

5 10 15 20 25 30 35 40 45

NUMERO Y CLASIFICACIÓN DEL ACCIDENTE

| CLAVE | CLASIFICACION DEL ACCIDENTE |
|---|---|
| **A** | SALIDA DEL CAMINO |
| SIN COLISION SOBRE EL CAMINO | |
| **B** | VOLCADURA |
| **C** | CAIDA DE PASAJERO |
| **D** | INCENDIO |
| **E** | OTROS |
| COLISION SOBRE EL CAMINO | |
| **F** | PEATON (ATROPELLAMIENTO) |

| CLAVE | CLASIFICACION DEL ACCIDENTE |
|---|---|
| COLISION SOBRE EL CAMINO | |
| **G** | OTRO VEHICULO MOTOR EN TRANSITO |
| **H** | OTRO VEHICULO MOTOR POR ALCANCE |
| **J** | VEHICULO MOTOR ESTACIONADO |
| **K** | FERROCARRIL |
| **L** | BICICLETA |
| **M** | ANIMAL |
| **N** | OBJETO FIJO |
| **O** | OTROS OBJETOS |

ACCIDENTES EQUIVALENTES A DAÑOS MATERIALES
✝ UN MUERTO = 6 ACCIDENTES
✱ UN HERIDO = 2 ACCIDENTES

# *ACCIDENTES POR KILOMETRO*
# *( 2 0 0 6 )*

**CARRETERA : MALPASO - EL BELLOTE**
**TRAMO: MALPASO - EL BELLOTE**

**DEL KM: 0 + 000**
**AL KM: 35+000**

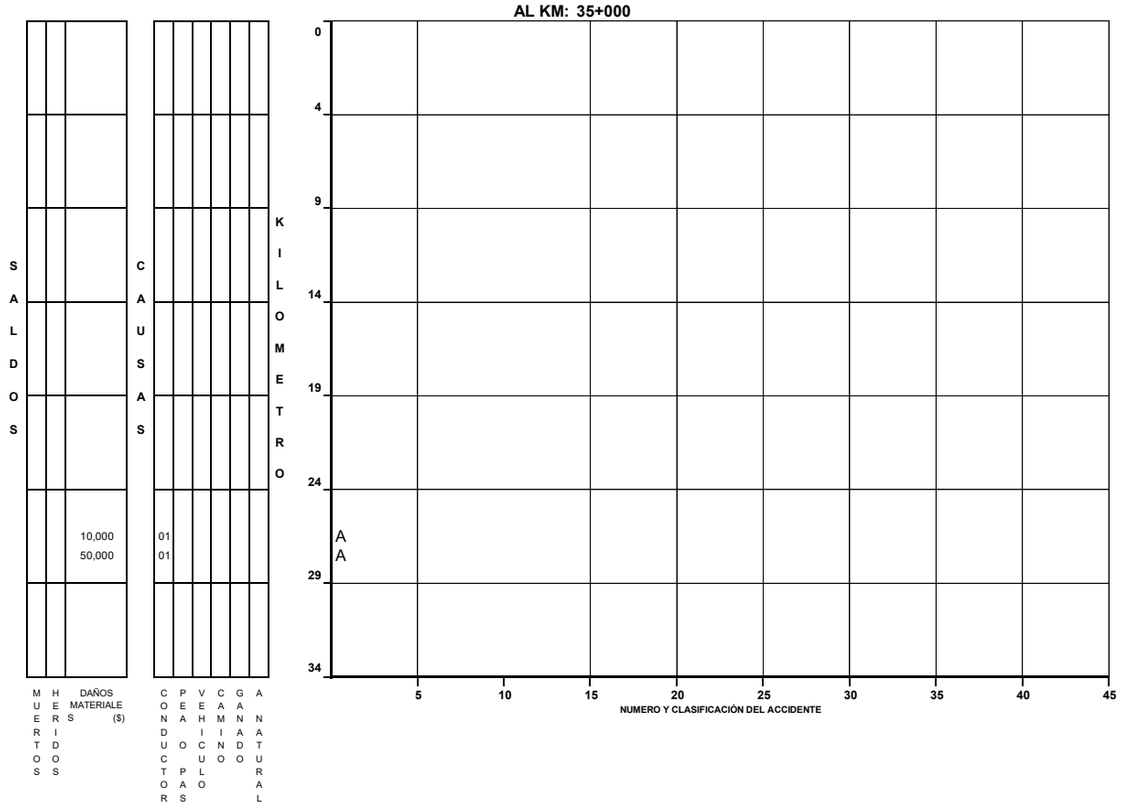


**DEL KM: 35 + 000**
**AL KM: 70 + 000**

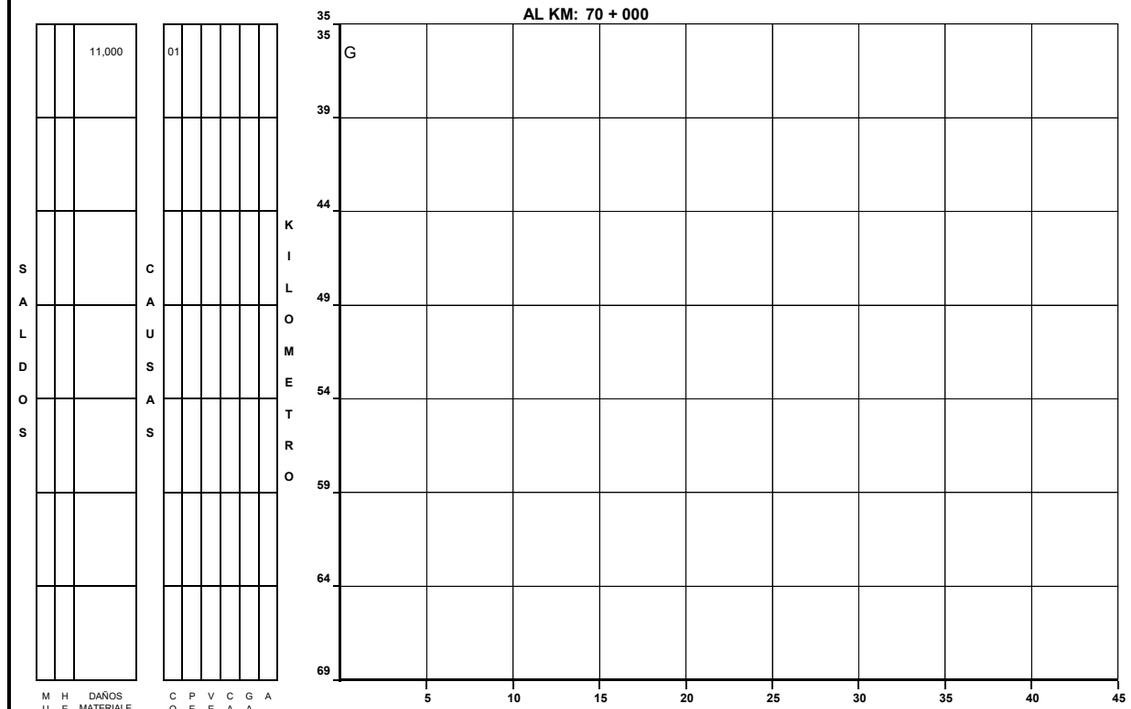


| CLAVE | CLASIFICACION DEL ACCIDENTE | CLAVE | CLASIFICACION DEL ACCIDENTE |
|---|---|---|---|
| **A** | SALIDA DEL CAMINO | COLISION SOBRE EL CAMINO | |
| | | **G** | OTRO VEHICULO MOTOR EN TRANSITO |
| SIN COLISION SOBRE EL CAMINO | | **H** | OTRO VEHICULO MOTOR POR ALCANCE |
| **B** | VOLCADURA | **J** | VEHICULO MOTOR ESTACIONADO |
| **C** | CAIDA DE PASAJERO | **K** | FERROCARRIL |
| **D** | INCENDIO | **L** | BICICLETA |
| **E** | OTROS | **M** | ANIMAL |
| COLISION SOBRE EL CAMINO | | **N** | OBJETO FIJO |
| **F** | PEATON (ATROPELLAMIENTO) | **O** | OTROS OBJETOS |

ACCIDENTES EQUIVALENTES A DAÑOS MATERIALES
✝ UN MUERTO = 6 ACCIDENTES
✡ UN HERIDO = 2 ACCIDENTES

## *CAUSANTE PRINCIPAL DEL ACCIDENTE (en porcentaje)*
## *( 2 0 0 6 )*

***C H I A P A S***

| CARRETERA Y TRAMO | CONDUCTOR | PEATON O PASAJERO | VEHICULO | CAMINO | IRRUPCION DE GANADO | AGENTE NATURAL |
|---|---|---|---|---|---|---|
| TAPANATEPEC - TALISMAN<br>LIM. EDOS. OAX/CHIS - TALISMAN | 95.04 | 0.00 | 3.55 | 1.42 | 0.00 | 0.00 |
| TUXTLA GUTIERREZ - CD. CUAUHTEMOC | 98.20 | 0.00 | 1.80 | 0.00 | 0.00 | 0.00 |
| TAPANATEPEC - TUXTLA GUTIERREZ<br>LIM. EDOS. OAX/CHIS - TUXTLA GUTIERREZ | 95.83 | 0.00 | 3.13 | 1.04 | 0.00 | 0.00 |
| CATAZAJA - T.C.(TUXTLA GTZ-CD. CUAUHTEMOC)<br>PLAYAS DE CATAZAJA - RANCHO NUEVO | 91.04 | 0.00 | 8.96 | 0.00 | 0.00 | 0.00 |
| VILLAHERMOSA - ESCOPETAZO<br>LIM. EDOS. TAB/CHIS - "T" ESCOPETAZO | 100.00 | 0.00 | 0.00 | 0.00 | 0.00 | 0.00 |
| HUIXTLA - "T" EL JOCOTE | 90.91 | 0.00 | 3.03 | 6.06 | 0.00 | 0.00 |
| LAS CRUCES - ARRIAGA | 0.00 | 0.00 | 0.00 | 0.00 | 0.00 | 0.00 |
| TAPACHULA - PUERTO MADERO | 100.00 | 0.00 | 0.00 | 0.00 | 0.00 | 0.00 |
| RAMAL A CD. HIDALGO | 72.73 | 0.00 | 18.18 | 9.09 | 0.00 | 0.00 |
| RAMAL A UNION JUAREZ | 100.00 | 0.00 | 0.00 | 0.00 | 0.00 | 0.00 |
| T.C.(TAPACHULA-PTO. MADERO) - CD. HIDALGO<br>JARITAS - CD. HIDALGO | 100.00 | 0.00 | 0.00 | 0.00 | 0.00 | 0.00 |
| LAS LIMAS - ANGOSTURA<br>RAMAL A LA ANGOSTURA | 100.00 | 0.00 | 0.00 | 0.00 | 0.00 | 0.00 |
| TERAN - CHICOASEN<br>RAMAL A PRESA CHICOASEN | 92.86 | 0.00 | 7.14 | 0.00 | 0.00 | 0.00 |

## *CAUSANTE PRINCIPAL DEL ACCIDENTE (en porcentaje)*
## *( 2 0 0 6 )*

***C H I A P A S***

| CARRETERA Y TRAMO | CONDUCTOR | PEATON O PASAJERO | VEHICULO | CAMINO | IRRUPCION DE GANADO | AGENTE NATURAL |
|---|---|---|---|---|---|---|
| LAS DELICIAS - LA POCHOTA ALTERNA A BERRIOZABAL | 93.33 | 0.00 | 6.67 | 0.00 | 0.00 | 0.00 |
| LIBRAMIENTO DE OCOZOCOAUTLA | 100.00 | 0.00 | 0.00 | 0.00 | 0.00 | 0.00 |
| BENEMERITO DE LAS AMERICAS - PALENQUE FRONTERIZA DEL SUR | 88.89 | 0.00 | 11.11 | 0.00 | 0.00 | 0.00 |
| LA TRINITARIA - BENEMERITO DE LAS AMERICAS RAMAL A LAGOS DE MONTEBELLO | 100.00 | 0.00 | 0.00 | 0.00 | 0.00 | 0.00 |
| RAMAL A PARQUE CAÑON DEL SUMIDERO | 0.00 | 0.00 | 0.00 | 0.00 | 0.00 | 0.00 |
| RAMAL A PUERTO ARISTA | 100.00 | 0.00 | 0.00 | 0.00 | 0.00 | 0.00 |
| RAMAL A PAREDON | 100.00 | 0.00 | 0.00 | 0.00 | 0.00 | 0.00 |
| BENEMERITO DE LAS AMERICAS - PALENQUE RAMAL A RUINAS DE BONAMPAK | 0.00 | 0.00 | 0.00 | 0.00 | 0.00 | 0.00 |
| RAMAL A PESQUERIA LA GLORIA | 0.00 | 0.00 | 0.00 | 0.00 | 0.00 | 0.00 |
| RAMAL A BASE NAVAL | 100.00 | 0.00 | 0.00 | 0.00 | 0.00 | 0.00 |
| RAMAL A ZONA ARQUEOLOGICA DE PALENQUE | 100.00 | 0.00 | 0.00 | 0.00 | 0.00 | 0.00 |
| TAPANATEPEC - TALISMAN LIBRAMIENTO DE TAPACHULA | 0.00 | 0.00 | 0.00 | 0.00 | 0.00 | 0.00 |
| TAPANATEPEC - TALISMAN RAMAL A TRES PICOS | 0.00 | 0.00 | 0.00 | 0.00 | 0.00 | 0.00 |

## *CAUSANTE PRINCIPAL DEL ACCIDENTE (en porcentaje)*
## *( 2 0 0 6 )*

***C H I A P A S***

| CARRETERA Y TRAMO | CONDUCTOR | PEATON O PASAJERO | VEHICULO | CAMINO | IRRUPCION DE GANADO | AGENTE NATURAL |
|---|---|---|---|---|---|---|
| VILLAHEMOSA - ESCOPETAZO RAMAL A ESTACIÓN EL SUSPIRO | 0.00 | 0.00 | 0.00 | 0.00 | 0.00 | 0.00 |
| RAMAL A CASCADAS DE AGUA AZUL | 0.00 | 0.00 | 0.00 | 0.00 | 0.00 | 0.00 |
| RAMAL A ZONA ARQUEOLOGICA DE BONAMPAK RAMAL A ZONA ARQUEOLOGICA LA CANJÁ | 0.00 | 0.00 | 0.00 | 0.00 | 0.00 | 0.00 |
| TAPACHULA - PUERTO MADERO RAMAL A ESCOLLERAS | 0.00 | 0.00 | 0.00 | 0.00 | 0.00 | 0.00 |
| TAPANATEPEC - TUXTLA GUTIERREZ RAMAL A JIQUIPILAS | 0.00 | 0.00 | 0.00 | 0.00 | 0.00 | 0.00 |
| TUXTLA GUTIERREZ - CD. CUAUHTEMOC RAMAL A CERRO HUECO | 0.00 | 0.00 | 0.00 | 0.00 | 0.00 | 0.00 |
| TUXTLA GUTIERREZ - CD. CUAUHTEMOC RAMAL AL CHORREADERO | 0.00 | 0.00 | 0.00 | 0.00 | 0.00 | 0.00 |
| CATAZAJÁ - T.C. (TUXTLA GTZ. - CD. CUAUHTEMOC) RAMAL A CASCADAS DE MISOL-HA | 0.00 | 0.00 | 0.00 | 0.00 | 0.00 | 0.00 |
| CATAZAJÁ - T.C. (TUXTLA GTZ. - CD. CUAUHTEMOC) RAMAL A PALENQUE | 0.00 | 0.00 | 0.00 | 0.00 | 0.00 | 0.00 |
| LAS CHOAPAS - OCOZOCOAUTLA (D) | 77.27 | 0.00 | 22.73 | 0.00 | 0.00 | 0.00 |
| TUXTLA GUTIÉRREZ - SAN CRISTÓBAL DE LAS CASAS (D) | 96.67 | 0.00 | 3.33 | 0.00 | 0.00 | 0.00 |
| MALPASO - EL BELLOTE | 100.00 | 0.00 | 0.00 | 0.00 | 0.00 | 0.00 |

*TOTAL DE CAUSANTES PRINCIPALES DEL ACCIDENTE (en porcentaje)*

| | | | | | | |
|---|---|---|---|---|---|---|
| **C H I A P A S** | 95.02 | 0.00 | 4.13 | 0.85 | 0.00 | 0.00 |

# *DATOS DEL LUGAR DEL ACCIDENTE Y CONTROL DEL TRANSITO*
## *( 2 0 0 6 )*

***C H I A P A S***

| CARRETERA Y TRAMO | ALINEAMIENTO VERTICAL | | | | ALINEAMIENTO HORIZONTAL | | | | | | | | | | | | CONTROL DE TRANSITO EXISTENTE | | | | | | | | | | | | |
|---|---|---|---|---|---|---|---|---|---|---|---|---|---|---|---|---|---|---|---|---|---|---|---|---|---|---|---|---|---|
| | PENDIENTE | CIMA | COLUMPIO | A NIVEL | TANGENTE | CURVA ABIERTA | CURVA CERRADA | ENTRONQUE | PUENTE O TUNEL | INTERSECCION | CALLEJON | ACCESO PRIVADO | CRUCE FFCC | ZONA PORTUARIA | TRAMO EN CONSTRUCCION | OTRO | SEÑAL INFORMATIVA | SEÑAL PREVENTIVA | SEÑAL RESTRICTIVA | SEMAFORO | AGENTE O GUARDAVIA | BARRERA O ISLETA | RAYAS LATERALES | RAYA CENTRAL | VIBRADORES | ABANDERAMIENTO | BANDEREROS | OTRO CONTROL | SIN CONTROL |
| TAPANATEPEC - TALISMAN<br>LIM. EDOS. OAX/CHIS - TALISMAN | 42 | | | 99 | 110 | 21 | 7 | 2 | | | | | | | | 1 | 117 | 123 | 125 | | | | 112 | 112 | 1 | 5 | 2 | 1 | |
| TUXTLA GUTIERREZ - CD. CUAUHTEMOC | 72 | | | 95 | 122 | 27 | 15 | 3 | | | | | | | | | 139 | 151 | 154 | | | | 140 | 148 | 1 | | 1 | 1 | |
| TAPANATEPEC - TUXTLA GUTIERREZ<br>LIM. EDOS. OAX/CHIS - TUXTLA GUTIERREZ | 48 | | | 48 | 63 | 7 | 24 | 1 | 1 | | | | | | | | 59 | 86 | 91 | | | | 80 | 81 | | | | | |
| CATAZAJA - T.C.(TUXTLA GTZ-CD. CUAUHTEMOC)<br>PLAYAS DE CATAZAJA - RANCHO NUEVO | 39 | | | 28 | 37 | 10 | 20 | | | | | | | | | | 47 | 53 | 51 | 4 | | | 56 | 57 | | | | | |
| VILLAHERMOSA - ESCOPETAZO<br>LIM. EDOS. TAB/CHIS - "T" ESCOPETAZO | 25 | | | 8 | 19 | 6 | 18 | | | | | | | | | | 17 | 30 | 32 | | | | 29 | 29 | | | | | |
| HUIXTLA - "T" EL JOCOTE | 17 | 4 | | 12 | 18 | 4 | 11 | | | | | | | | | | 19 | 25 | 23 | | | | 25 | 25 | 1 | | | | |
| LAS CRUCES - ARRIAGA | | | | | | | | | | | | | | | | | | | | | | | | | | | | | |
| TAPACHULA - PUERTO MADERO | 2 | | | 6 | 7 | 1 | | | | | | | | | | | 7 | 7 | 5 | | | | 8 | 7 | 1 | | | | |
| RAMAL A CD. HIDALGO | 1 | | | 10 | 7 | 3 | | | | | | | | | | 1 | 8 | 8 | 8 | | | | 8 | 8 | | | | | |
| RAMAL A UNION JUAREZ | 1 | | | 10 | 11 | | | | | | | | | | | | 7 | 8 | 8 | | | | 8 | 11 | | | | | |
| T.C.(TAPACHULA-PTO. MADERO) - CD. HIDALGO<br>JARITAS - CD. HIDALGO | 1 | | | 14 | 13 | 1 | 1 | | | | | | | | | | 10 | 14 | 14 | | | | 12 | 13 | 1 | 1 | | | |
| LAS LIMAS - ANGOSTURA<br>RAMAL A LA ANGOSTURA | 3 | | | 10 | 9 | 2 | 2 | | | | | | | | | | 5 | 12 | 11 | | | | 4 | 8 | | 2 | 2 | | 1 |
| TERAN - CHICOASEN<br>RAMAL A PRESA CHICOASEN | 10 | | | 4 | 5 | 2 | 7 | | | | | | | | | | 14 | 14 | 14 | | | | 14 | 14 | | | | | |

# *DATOS DEL LUGAR DEL ACCIDENTE Y CONTROL DEL TRANSITO*
## *( 2 0 0 6 )*

***C H I A P A S***

| CARRETERA Y TRAMO | ALINEAMIENTO VERTICAL | | | | ALINEAMIENTO HORIZONTAL | | | | | | | | | | | | CONTROL DE TRANSITO EXISTENTE | | | | | | | | | | | | |
|---|---|---|---|---|---|---|---|---|---|---|---|---|---|---|---|---|---|---|---|---|---|---|---|---|---|---|---|---|---|
| | PENDIENTE | CIMA | COLUMPIO | A NIVEL | TANGENTE | CURVA ABIERTA | CURVA CERRADA | ENTRONQUE | PUENTE O TUNEL | INTERSECCION | CALLEJON | ACCESO PRIVADO | CRUCE FFCC | ZONA PORTUARIA | TRAMO EN CONSTRUCCION | OTRO | SEÑAL INFORMATIVA | SEÑAL PREVENTIVA | SEÑAL RESTRICTIVA | SEMAFORO | AGENTE O GUARDAVIA | BARRERA O ISLETA | RAYAS LATERALES | RAYA CENTRAL | VIBRADORES | ABANDERAMIENTO | BANDEREROS | OTRO CONTROL | SIN CONTROL |
| LAS DELICIAS - LA POCHOTA ALTERNA A BERRIOZABAL | 8 | 1 | | 6 | 10 | 5 | | | | | | | | | | | 13 | 15 | 15 | | | | 13 | 13 | | | | | |
| LIBRAMIENTO DE OCOZOCOAUTLA | 1 | | | 1 | 1 | | 1 | | | | | | | | | | 1 | 2 | 2 | | | | 1 | 1 | | | | | |
| BENEMERITO DE LAS AMERICAS - PALENQUE FRONTERIZA DEL SUR | 6 | | | 3 | 3 | 2 | 4 | | | | | | | | | | 7 | 8 | 9 | | | | 7 | 9 | | | | | |
| LA TRINITARIA - BENEMERITO DE LAS AMERICAS RAMAL A LAGOS DE MONTEBELLO | 6 | | | 1 | 7 | | | | | | | | | | | | 5 | 5 | 5 | | | | 5 | 5 | | | | | |
| RAMAL A PARQUE CAÑON DEL SUMIDERO | | | | | | | | | | | | | | | | | | | | | | | | | | | | | |
| RAMAL A PUERTO ARISTA | | | | 1 | 1 | | | | | | | | | | | | 1 | 1 | 1 | | | | 1 | 1 | | | | | |
| RAMAL A PAREDON | | | | 1 | 1 | | | | | | | | | | | | 1 | 1 | 1 | | | | 1 | 1 | | | | | |
| BENEMERITO DE LAS AMERICAS - PALENQUE RAMAL A RUINAS DE BONAMPAK | | | | | | | | | | | | | | | | | | | | | | | | | | | | | |
| RAMAL A PESQUERIA LA GLORIA | | | | | | | | | | | | | | | | | | | | | | | | | | | | | |
| RAMAL A BASE NAVAL | | | | 2 | | 2 | | | | | | | | | | | 2 | 2 | 2 | | | | 1 | 1 | | | | | |
| RAMAL A ZONA ARQUEOLOGICA DE PALENQUE | 1 | | | 1 | 1 | 1 | | | | | | | | | | | 2 | 2 | 1 | | | | 2 | 2 | | | | | |
| TAPANATEPEC - TALISMAN LIBRAMIENTO DE TAPACHULA | | | | | | | | | | | | | | | | | | | | | | | | | | | | | |
| TAPANATEPEC - TALISMAN RAMAL A TRES PICOS | | | | | | | | | | | | | | | | | | | | | | | | | | | | | |

# *DATOS DEL LUGAR DEL ACCIDENTE Y CONTROL DEL TRANSITO*
## *( 2 0 0 6 )*

***C H I A P A S***

| CARRETERA Y TRAMO | ALINEAMIENTO VERTICAL | | | | ALINEAMIENTO HORIZONTAL | | | | | | | | | | | | CONTROL DE TRANSITO EXISTENTE | | | | | | | | | | | | |
|---|---|---|---|---|---|---|---|---|---|---|---|---|---|---|---|---|---|---|---|---|---|---|---|---|---|---|---|---|---|
| | PENDIENTE | CIMA | COLUMPIO | A NIVEL | TANGENTE | CURVA ABIERTA | CURVA CERRADA | ENTRONQUE | PUENTE O TUNEL | INTERSECCION | CALLEJON | ACCESO PRIVADO | CRUCE FFCC | ZONA PORTUARIA | TRAMO EN CONSTRUCCION | OTRO | SEÑAL INFORMATIVA | SEÑAL PREVENTIVA | SEÑAL RESTRICTIVA | SEMAFORO | AGENTE O GUARDAVIA | BARRERA O ISLETA | RAYAS LATERALES | RAYA CENTRAL | VIBRADORES | ABANDERAMIENTO | BANDEREROS | OTRO CONTROL | SIN CONTROL |
| VILLAHEMOSA - ESCOPETAZO RAMAL A ESTACIÓN EL SUSPIRO | | | | | | | | | | | | | | | | | | | | | | | | | | | | | |
| RAMAL A CASCADAS DE AGUA AZUL | | | | | | | | | | | | | | | | | | | | | | | | | | | | | |
| RAMAL A ZONA ARQUEOLOGICA DE BONAMPAK RAMAL A ZONA ARQUEOLOGICA LA CANJÁ | | | | | | | | | | | | | | | | | | | | | | | | | | | | | |
| TAPACHULA - PUERTO MADERO RAMAL A ESCOLLERAS | | | | | | | | | | | | | | | | | | | | | | | | | | | | | |
| TAPANATEPEC - TUXTLA GUTIERREZ RAMAL A JIQUIPILAS | | | | | | | | | | | | | | | | | | | | | | | | | | | | | |
| TUXTLA GUTIERREZ - CD. CUAUHTEMOC RAMAL A CERRO HUECO | | | | | | | | | | | | | | | | | | | | | | | | | | | | | |
| TUXTLA GUTIERREZ - CD. CUAUHTEMOC RAMAL AL CHORREADERO | | | | | | | | | | | | | | | | | | | | | | | | | | | | | |
| CATAZAJÁ - T.C. (TUXTLA GTZ. - CD. CUAUHTEMOC) RAMAL A CASCADAS DE MISOL-HA | | | | | | | | | | | | | | | | | | | | | | | | | | | | | |
| CATAZAJÁ - T.C. (TUXTLA GTZ. - CD. CUAUHTEMOC) RAMAL A PALENQUE | | | | | | | | | | | | | | | | | | | | | | | | | | | | | |
| LAS CHOAPAS - OCOZOCOAUTLA (D) | 17 | | | 5 | 13 | 7 | 1 | | | 1 | | | | | | | 17 | 20 | 20 | | | | 20 | 19 | | 1 | 1 | 1 | |
| TUXTLA GUTIÉRREZ - SAN CRISTÓBAL DE LAS CASAS (D) | 29 | 1 | | | 16 | 10 | 4 | | | | | | | | | | 25 | 30 | 30 | | | | 27 | 26 | | | | | |
| MALPASO - EL BELLOTE | 3 | | | | 1 | 1 | 1 | | | | | | | | | | 3 | 3 | 3 | | | | 3 | 3 | | | | | |

*TOTAL DATOS DEL LUGAR DEL ACCIDENTE Y CONTROL DEL TRANSITO*

| | | | | | | | | | | | | | | | | | | | | | | | | | | | | | |
|---|---|---|---|---|---|---|---|---|---|---|---|---|---|---|---|---|---|---|---|---|---|---|---|---|---|---|---|---|---|
| **C H I A P A S** | 332 | 6 | | 365 | 475 | 112 | 116 | 6 | 1 | 1 | | | | | | 2 | 526 | 620 | 625 | 4 | | | 577 | 594 | 5 | 9 | 6 | 3 | 1 |

# *CIRCUNSTANCIAS QUE CONTRIBUYERON AL ACCIDENTE*
# *( 2 0 0 6 )*

***C H I A P A S***

| CARRETERA Y TRAMO | DEL CONDUCTOR O PEATON | | | | | | | | | | | | | | DEL VEHICULO | | | | | | | | | | DEL CAMINO | | | | | | | AGENTE NATURAL | | | | | |
|---|---|---|---|---|---|---|---|---|---|---|---|---|---|---|---|---|---|---|---|---|---|---|---|---|---|---|---|---|---|---|---|---|---|---|---|---|
| | IMPRUDENCIA O INTENCION | VELOCIDAD EXCESIVA | INVADIO CARRIL CONTRARIO | REBASO INDEBIDAMENTE | NO RESPETO LA SEÑAL DE ALTO | NO RESPETO SEMAFORO | NO CEDIO EL PASO | NO GUARDO DISTANCIA | VIRO INDEBIDAMENTE | MAL ESTACIONADO | ESTADO DE EBRIEDAD | BAJO EFECTOS DE DROGA | DORMITANDO | DESLUMBRAMIENTO | LLANTAS | FRENOS | DIRECCION | SUSPENSION | LUCES | EJES | TRANSMISION | MOTOR | SOBRECUPO O SOBRECARGA | EXCESO DE DIMENSIONES | IRRUPCION DE GANADO | DESPERFECTOS | FALTA DE SEÑALES | OBJETOS EN EL CAMINO | MOJADO | RESBALOSO | OTROS | LLUVIA | NIEVE O GRANIZO | NIEBLA O HUMO | TOLVANERA | VIENTOS FUERTES | OTROS |
| TAPANATEPEC - TALISMAN<br>LIM. EDOS. OAX/CHIS - TALISMAN | 111 | 2 | | 6 | | | | 1 | 4 | | 1 | 1 | 5 | | | 1 | | 1 | | | | | | | | | | 2 | 2 | 4 | | | | | | | |
| TUXTLA GUTIERREZ - CD. CUAUHTEMOC | 129 | 2 | 1 | 12 | | | 1 | | 5 | | 4 | | | 2 | | 1 | | | | | | | | | | | | 9 | | 1 | | | | | | | |
| TAPANATEPEC - TUXTLA GUTIERREZ<br>LIM. EDOS. OAX/CHIS - TUXTLA GUTIERREZ | 75 | 9 | | | 1 | | | | 3 | | | 1 | 4 | | | | | | | | | | | | | | | 3 | | | | | | | | | |
| CATAZAJA - T.C.(TUXTLA GTZ-CD. CUAUHTEMOC)<br>PLAYAS DE CATAZAJA - RANCHO NUEVO | 53 | 1 | | 1 | | | 2 | 2 | 1 | 1 | | | | | 3 | 3 | | | | | | | | | | | | | | | | | | | | | |
| VILLAHERMOSA - ESCOPETAZO<br>LIM. EDOS. TAB/CHIS - "T" ESCOPETAZO | 32 | 1 | | | | | | | | | | | | | | | | | | | | | | | | | | | | | | | | | | | |
| HUIXTLA - "T" EL JOCOTE | 31 | | | | | | | | | | | | 1 | | | | | | | | | | | | | | | 1 | | | | | | | | | |
| LAS CRUCES - ARRIAGA | | | | | | | | | | | | | | | | | | | | | | | | | | | | | | | | | | | | | |
| TAPACHULA - PUERTO MADERO | 6 | | | | | 1 | | | 1 | | | | | | | | | | | | | | | | | | | | | | | | | | | | |
| RAMAL A CD. HIDALGO | 6 | | | | | | | | 2 | | | 1 | | | | | | | | | | | | | | | | 2 | | | | | | | | | |
| RAMAL A UNION JUAREZ | 8 | 1 | | | | 1 | | | 1 | | | | | | | | | | | | | | | | | | | | | | | | | | | | |
| T.C.(TAPACHULA-PTO. MADERO) - CD. HIDALGO<br>JARITAS - CD. HIDALGO | 14 | 1 | | | | | | | | | | | | | | | | | | | | | | | | | | | | | | | | | | | |
| LAS LIMAS - ANGOSTURA<br>RAMAL A LA ANGOSTURA | 10 | | | | | | | | | | | | | 1 | | | | | | | | | | | | | | | | 2 | | | | | | | |
| TERAN - CHICOASEN<br>RAMAL A PRESA CHICOASEN | 12 | | | | | | | | | | | | | | | | | | | | | | | | | | | | | 2 | | | | | | | |
| LAS DELICIAS - LA POCHOTA<br>ALTERNA A BERRIOZABAL | 14 | | | | | | | 1 | | | | | | | | | | | | | | | | | | | | | | | | | | | | | |
| LIBRAMIENTO DE OCOZOCOAUTLA | | | | | | | | | 1 | | | | | | | | | | | | | | | | | | | | 1 | | | | | | | | |
| BENEMERITO DE LAS AMERICAS - PALENQUE<br>FRONTERIZA DEL SUR | 8 | 1 | | | | | | | | | | | | | | | | | | | | | | | | | | | | | | | | | | | |

# *CIRCUNSTANCIAS QUE CONTRIBUYERON AL ACCIDENTE*
# *( 2 0 0 6 )*

***C H I A P A S***

| CARRETERA Y TRAMO | DEL CONDUCTOR O PEATON | | | | | | | | | | | | | | DEL VEHICULO | | | | | | | | | | DEL CAMINO | | | | | | | AGENTE NATURAL | | | | | |
|---|---|---|---|---|---|---|---|---|---|---|---|---|---|---|---|---|---|---|---|---|---|---|---|---|---|---|---|---|---|---|---|---|---|---|---|---|
| | IMPRUDENCIA O INTENCION | VELOCIDAD EXCESIVA | INVADIO CARRIL CONTRARIO | REBASO INDEBIDAMENTE | NO RESPETO LA SEÑAL DE ALTO | NO RESPETO SEMAFORO | NO CEDIO EL PASO | NO GUARDO DISTANCIA | VIRO INDEBIDAMENTE | MAL ESTACIONADO | ESTADO DE EBRIEDAD | BAJO EFECTOS DE DROGA | DORMITANDO | DESLUMBRAMIENTO | LLANTAS | FRENOS | DIRECCION | SUSPENSION | LUCES | EJES | TRANSMISION | MOTOR | SOBRECUPO O SOBRECARGA | EXCESO DE DIMENSIONES | IRRUPCION DE GANADO | DESPERFECTOS | FALTA DE SEÑALES | OBJETOS EN EL CAMINO | MOJADO | RESBALOSO | OTROS | LLUVIA | NIEVE O GRANIZO | NIEBLA O HUMO | TOLVANERA | VIENTOS FUERTES | OTROS |
| LA TRINITARIA - BENEMERITO DE LAS AMERICAS<br>RAMAL A LAGOS DE MONTEBELLO | 4 | 1 | | | | | | | 1 | | | | | | | 1 | | | | | | | | | | | | | | | | | | | | | |
| RAMAL A PARQUE CAÑON DEL SUMIDERO | | | | | | | | | | | | | | | | | | | | | | | | | | | | | | | | | | | | |
| RAMAL A PUERTO ARISTA | | | 1 | | | | | | | | | | | | | | | | | | | | | | | | | | | | | | | | | |
| RAMAL A PAREDON | 1 | | | | | | | | | | | | | | | | | | | | | | | | | | | | | | | | | | | |
| BENEMERITO DE LAS AMERICAS - PALENQUE<br>RAMAL A RUINAS DE BONAMPAK | | | | | | | | | | | | | | | | | | | | | | | | | | | | | | | | | | | | |
| RAMAL A PESQUERIA LA GLORIA | | | | | | | | | | | | | | | | | | | | | | | | | | | | | | | | | | | | |
| RAMAL A BASE NAVAL | 2 | | | | | | | | | | | | | | | | | | | | | | | | | | | | | | | | | | | |
| RAMAL A ZONA ARQUEOLOGICA DE PALENQUE | 2 | | | | | | | | | | | | | | | | | | | | | | | | | | | | | | | | | | | |
| TAPANATEPEC - TALISMAN<br>LIBRAMIENTO DE TAPACHULA | | | | | | | | | | | | | | | | | | | | | | | | | | | | | | | | | | | | |
| TAPANATEPEC - TALISMAN<br>RAMAL A TRES PICOS | | | | | | | | | | | | | | | | | | | | | | | | | | | | | | | | | | | | |
| VILLAHEMOSA - ESCOPETAZO<br>RAMAL A ESTACIÓN EL SUSPIRO | | | | | | | | | | | | | | | | | | | | | | | | | | | | | | | | | | | | |
| RAMAL A CASCADAS DE AGUA AZUL | | | | | | | | | | | | | | | | | | | | | | | | | | | | | | | | | | | | |
| RAMAL A ZONA ARQUEOLOGICA DE BONAMPAK<br>RAMAL A ZONA ARQUEOLOGICA LA CANJÁ | | | | | | | | | | | | | | | | | | | | | | | | | | | | | | | | | | | | |
| TAPACHULA - PUERTO MADERO<br>RAMAL A ESCOLLERAS | | | | | | | | | | | | | | | | | | | | | | | | | | | | | | | | | | | | |
| TAPANATEPEC - TUXTLA GUTIERREZ<br>RAMAL A JIQUIPILAS | | | | | | | | | | | | | | | | | | | | | | | | | | | | | | | | | | | | |
| TUXTLA GUTIERREZ - CD. CUAUHTEMOC<br>RAMAL A CERRO HUECO | | | | | | | | | | | | | | | | | | | | | | | | | | | | | | | | | | | | |
| TUXTLA GUTIERREZ - CD. CUAUHTEMOC<br>RAMAL AL CHORREADERO | | | | | | | | | | | | | | | | | | | | | | | | | | | | | | | | | | | | |

# *CIRCUNSTANCIAS QUE CONTRIBUYERON AL ACCIDENTE*
# *( 2 0 0 6 )*

***C H I A P A S***

| CARRETERA Y TRAMO | DEL CONDUCTOR O PEATON | | | | | | | | | | | | | | DEL VEHICULO | | | | | | | | | | DEL CAMINO | | | | | | | AGENTE NATURAL | | | | | |
|---|---|---|---|---|---|---|---|---|---|---|---|---|---|---|---|---|---|---|---|---|---|---|---|---|---|---|---|---|---|---|---|---|---|---|---|---|
| | IMPRUDENCIA O INTENCION | VELOCIDAD EXCESIVA | INVADIO CARRIL CONTRARIO | REBASO INDEBIDAMENTE | NO RESPETO LA SEÑAL DE ALTO | NO RESPETO SEMAFORO | NO CEDIO EL PASO | NO GUARDO DISTANCIA | VIRO INDEBIDAMENTE | MAL ESTACIONADO | ESTADO DE EBRIEDAD | BAJO EFECTOS DE DROGA | DORMITANDO | DESLUMBRAMIENTO | LLANTAS | FRENOS | DIRECCION | SUSPENSION | LUCES | EJES | TRANSMISION | MOTOR | SOBRECUPO O SOBRECARGA | EXCESO DE DIMENSIONES | IRRUPCION DE GANADO | DESPERFECTOS | FALTA DE SEÑALES | OBJETOS EN EL CAMINO | MOJADO | RESBALOSO | OTROS | LLUVIA | NIEVE O GRANIZO | NIEBLA O HUMO | TOLVANERA | VIENTOS FUERTES | OTROS |
| CATAZAJÁ - T.C. (TUXTLA GTZ. - CD. CUAUHTEMOC) RAMAL A CASCADAS DE MISOL-HA | | | | | | | | | | | | | | | | | | | | | | | | | | | | | | | | | | | | |
| CATAZAJÁ - T.C. (TUXTLA GTZ. - CD. CUAUHTEMOC) RAMAL A PALENQUE | | | | | | | | | | | | | | | | | | | | | | | | | | | | | | | | | | | | |
| LAS CHOAPAS - OCOZOCOAUTLA (D) | 19 | | | 2 | | | 1 | | | | | | | | | | | | | | | | | | | | | | | | | | | | | |
| TUXTLA GUTIÉRREZ - SAN CRISTÓBAL DE LAS CASAS (D) | 30 | | | | | | | | | | | | | | | | | | | | | | | | | | | | | | | | | | | |
| MALPASO - EL BELLOTE | 1 | | | | | | | | | | | | | | | | | | | | | | | | | | | | | 2 | | | | | | |

*TOTAL DE CIRCUNSTANCIAS QUE CONTRIBUYERON AL ACCIDENTE*

| | | | | | | | | | | | | | | | | | | | | | | | | | | | | | | | | | | | | |
|---|---|---|---|---|---|---|---|---|---|---|---|---|---|---|---|---|---|---|---|---|---|---|---|---|---|---|---|---|---|---|---|---|---|---|---|---|
| **C H I A P A S** | 568 | 19 | 2 | 21 | 1 | 2 | 4 | 4 | 19 | 1 | 5 | 3 | 10 | 3 | 3 | 6 | | 1 | | | | | | | | | | 17 | 3 | 11 | | | | | | |

# *ACCIDENTES POR TIPO DE VEHICULO*
## *( 2 0 0 6 )*

***C H I A P A S***

| CARRETERA Y TRAMO | # DE ACC. | ACCIDENTES POR TIPO DE VEHICULO | | | | | | | | | | | | | | | | | | | | | | | |
|---|---|---|---|---|---|---|---|---|---|---|---|---|---|---|---|---|---|---|---|---|---|---|---|---|---|
| | | A | A-A | A-B | A-C | A-B-C | B | B-B | B-C | C | C-C | A-M | A-O | A-B-O | A-C-O | A-M-O | B-M | B-O | C-M | C-O | M | M-M | M-O | O | O-O |
| TAPANATEPEC - TALISMAN<br>LIM. EDOS. OAX/CHIS - TALISMAN | 141 | 47 | 23 | | 24 | | | | 2 | 29 | 3 | 3 | 6 | | | | 1 | | 1 | 1 | 1 | | | | |
| TUXTLA GUTIERREZ - CD. CUAUHTEMOC | 167 | 45 | 37 | 5 | 48 | | 2 | | | 6 | 5 | 11 | 1 | | 3 | | | | 1 | 1 | 2 | | | | |
| TAPANATEPEC - TUXTLA GUTIERREZ<br>LIM. EDOS. OAX/CHIS - TUXTLA GUTIERREZ | 96 | 20 | 26 | 3 | 20 | | 4 | | 1 | 10 | 5 | 3 | 1 | | 1 | | | | | | | | 2 | | |
| CATAZAJA - T.C.(TUXTLA GTZ-CD. CUAUHTEMOC)<br>PLAYAS DE CATAZAJA - RANCHO NUEVO | 67 | 16 | 18 | 3 | 9 | | 2 | | | 10 | 5 | 2 | | | | | 1 | | | | | | 1 | | |
| VILLAHERMOSA - ESCOPETAZO<br>LIM. EDOS. TAB/CHIS - "T" ESCOPETAZO | 33 | 15 | 7 | 2 | | | | 1 | | 6 | | 1 | | | | | | | | | 1 | | | | |
| HUIXTLA - "T" EL JOCOTE | 33 | 10 | 9 | 1 | 5 | | | | | 2 | 2 | 2 | 1 | | | | | | 1 | | | | | | |
| LAS CRUCES - ARRIAGA | | | | | | | | | | | | | | | | | | | | | | | | | |
| TAPACHULA - PUERTO MADERO | 8 | 3 | 2 | | 2 | | | | | | | | | | | | | | 1 | | | | | | |
| RAMAL A CD. HIDALGO | 11 | 3 | 2 | | 2 | | | | 1 | 2 | | | 1 | | | | | | | | | | | | |
| RAMAL A UNION JUAREZ | 11 | 1 | 2 | | | | | | | 2 | | 3 | 2 | | | | | | | | | | 1 | | |
| T.C.(TAPACHULA-PTO. MADERO) - CD. HIDALGO<br>JARITAS - CD. HIDALGO | 15 | 4 | 1 | 1 | 5 | | | | | 1 | | 1 | | | | | | | 1 | | 1 | | | | |
| LAS LIMAS - ANGOSTURA<br>RAMAL A LA ANGOSTURA | 13 | 3 | 7 | | | | | | | 3 | | | | | | | | | | | | | | | |

# *ACCIDENTES POR TIPO DE VEHICULO*
## *( 2 0 0 6 )*

***C H I A P A S***

| CARRETERA Y TRAMO | # DE ACC. | ACCIDENTES POR TIPO DE VEHICULO | | | | | | | | | | | | | | | | | | | | | | | |
|---|---|---|---|---|---|---|---|---|---|---|---|---|---|---|---|---|---|---|---|---|---|---|---|---|---|
| | | A | A-A | A-B | A-C | A-B-C | B | B-B | B-C | C | C-C | A-M | A-O | A-B-O | A-C-O | A-M-O | B-M | B-O | C-M | C-O | M | M-M | M-O | O | O-O |
| TERAN - CHICOASEN<br>RAMAL A PRESA CHICOASEN | 14 | 3 | 8 | | 2 | | | | | 1 | | | | | | | | | | | | | | | |
| LAS DELICIAS - LA POCHOTA<br>ALTERNA A BERRIOZABAL | 15 | 3 | 5 | | 1 | | | | | 4 | | | 2 | | | | | | | | | | | | |
| LIBRAMIENTO DE OCOZOCOAUTLA | 2 | 1 | | | | | | | | | | | 1 | | | | | | | | | | | | |
| BENEMERITO DE LAS AMERICAS - PALENQUE<br>FRONTERIZA DEL SUR | 9 | 3 | 2 | | 2 | | | | | 2 | | | | | | | | | | | | | | | |
| LA TRINITARIA - BENEMERITO DE LAS AMERICAS<br>RAMAL A LAGOS DE MONTEBELLO | 7 | 2 | 3 | | 2 | | | | | | | | | | | | | | | | | | | | |
| RAMAL A PARQUE CAÑON DEL SUMIDERO | | | | | | | | | | | | | | | | | | | | | | | | | |
| RAMAL A PUERTO ARISTA | 1 | | 1 | | | | | | | | | | | | | | | | | | | | | | |
| RAMAL A PAREDON | 1 | 1 | | | | | | | | | | | | | | | | | | | | | | | |
| BENEMERITO DE LAS AMERICAS - PALENQUE<br>RAMAL A RUINAS DE BONAMPAK | | | | | | | | | | | | | | | | | | | | | | | | | |
| RAMAL A PESQUERIA LA GLORIA | | | | | | | | | | | | | | | | | | | | | | | | | |
| RAMAL A BASE NAVAL | 2 | 2 | | | | | | | | | | | | | | | | | | | | | | | |
| RAMAL A ZONA ARQUEOLOGICA DE PALENQUE | 2 | 1 | 1 | | | | | | | | | | | | | | | | | | | | | | |

# *ACCIDENTES POR TIPO DE VEHICULO*
## *( 2 0 0 6 )*

***C H I A P A S***

| CARRETERA Y TRAMO | # DE ACC. | ACCIDENTES POR TIPO DE VEHICULO | | | | | | | | | | | | | | | | | | | | | | | |
|---|---|---|---|---|---|---|---|---|---|---|---|---|---|---|---|---|---|---|---|---|---|---|---|---|---|
| | | A | A-A | A-B | A-C | A-B-C | B | B-B | B-C | C | C-C | A-M | A-O | A-B-O | A-C-O | A-M-O | B-M | B-O | C-M | C-O | M | M-M | M-O | O | O-O |
| TAPANATEPEC - TALISMAN<br>LIBRAMIENTO DE TAPACHULA | | | | | | | | | | | | | | | | | | | | | | | | | |
| TAPANATEPEC - TALISMAN<br>RAMAL A TRES PICOS | | | | | | | | | | | | | | | | | | | | | | | | | |
| VILLAHEMOSA - ESCOPETAZO<br>RAMAL A ESTACIÓN EL SUSPIRO | | | | | | | | | | | | | | | | | | | | | | | | | |
| RAMAL A CASCADAS DE AGUA AZUL | | | | | | | | | | | | | | | | | | | | | | | | | |
| RAMAL A ZONA ARQUEOLOGICA DE BONAMPAK<br>RAMAL A ZONA ARQUEOLOGICA LA CANJÁ | | | | | | | | | | | | | | | | | | | | | | | | | |
| TAPACHULA - PUERTO MADERO<br>RAMAL A ESCOLLERAS | | | | | | | | | | | | | | | | | | | | | | | | | |
| TAPANATEPEC - TUXTLA GUTIERREZ<br>RAMAL A JIQUIPILAS | | | | | | | | | | | | | | | | | | | | | | | | | |
| TUXTLA GUTIERREZ - CD. CUAUHTEMOC<br>RAMAL A CERRO HUECO | | | | | | | | | | | | | | | | | | | | | | | | | |
| TUXTLA GUTIERREZ - CD. CUAUHTEMOC<br>RAMAL AL CHORREADERO | | | | | | | | | | | | | | | | | | | | | | | | | |
| CATAZAJÁ - T.C. (TUXTLA GTZ. - CD. CUAUHTEMOC)<br>RAMAL A CASCADAS DE MISOL-HA | | | | | | | | | | | | | | | | | | | | | | | | | |
| CATAZAJÁ - T.C. (TUXTLA GTZ. - CD. CUAUHTEMOC)<br>RAMAL A PALENQUE | | | | | | | | | | | | | | | | | | | | | | | | | |
| LAS CHOAPAS - OCOZOCOAUTLA (D) | 22 | 6 | 4 | | 2 | | | | | 7 | 1 | | 1 | | | | | | | | 1 | | | | |

# *ACCIDENTES POR TIPO DE VEHICULO*
## *( 2 0 0 6 )*

***C H I A P A S***

| CARRETERA Y TRAMO | # DE ACC. | ACCIDENTES POR TIPO DE VEHICULO | | | | | | | | | | | | | | | | | | | | | | | |
|---|---|---|---|---|---|---|---|---|---|---|---|---|---|---|---|---|---|---|---|---|---|---|---|---|---|
| | | A | A-A | A-B | A-C | A-B-C | B | B-B | B-C | C | C-C | A-M | A-O | A-B-O | A-C-O | A-M-O | B-M | B-O | C-M | C-O | M | M-M | M-O | O | O-O |
| TUXTLA GUTIÉRREZ - SAN CRISTÓBAL DE LAS CASAS (D) | 30 | 11 | 9 | | 5 | | | | | 4 | | | 1 | | | | | | | | | | | | |
| MALPASO - EL BELLOTE | 3 | 1 | 1 | | | | | | | 1 | | | | | | | | | | | | | | | |

*TOTAL DE ACCIDENTES POR TIPO DE VEHICULO*

| | | | | | | | | | | | | | | | | | | | | | | | | | |
|---|---|---|---|---|---|---|---|---|---|---|---|---|---|---|---|---|---|---|---|---|---|---|---|---|---|
| TOTALES | 703 | 201 | 168 | 15 | 129 | | 8 | 1 | 4 | 90 | 21 | 26 | 17 | | 4 | | 2 | | 5 | 2 | 6 | | 4 | | |
| PORCENTAJES | 100.00 | 28.59 | 23.90 | 2.13 | 18.35 | 0.00 | 1.14 | 0.14 | 0.57 | 12.80 | 2.99 | 3.70 | 2.42 | 0.00 | 0.57 | 0.00 | 0.28 | 0.00 | 0.71 | 0.28 | 0.85 | 0.00 | 0.57 | 0.00 | 0.00 |

**TIPO DE VEHICULO**

A.- AUTOMOVIL Y PICK-UP
B.- AUTOBUSES
C.- CAMION SENCILLO Y COMBINADO
M.- MOTOCICLETAS Y BICICLETAS
O.- OTROS (MAQ. AGRICOLA, DE CONST, TREN, VEH. FUGADOS DEL SITIO)

# *TIPO DE VEHICULOS INVOLUCRADOS*
## *( 2 0 0 6 )*

***C H I A P A S***

| CARRETERA Y TRAMO | TIPO DE VEHICULOS INVOLUCRADOS | | | | | | | | | | | | | | | | | | | | | | | | | | | | | | | | | | | | | | | | | | | | | | | TOTAL DE VEH. |
|---|---|---|---|---|---|---|---|---|---|---|---|---|---|---|---|---|---|---|---|---|---|---|---|---|---|---|---|---|---|---|---|---|---|---|---|---|---|---|---|---|---|---|---|---|---|---|---|---|
| | A | A-A | | A-B | | A-C | | A-B-C | | | B | B-B | | B-C | | C | C-C | | A-M | | A-O | | A-B-O | | | A-C-O | | | A-M-O | | | B-M | | B-O | | C-M | | C-O | | M | M-M | | M-O | | O | O-O | | |
| TAPANATEPEC - TALISMAN<br>LIM. EDOS. OAX/CHIS - TALISMAN | 47 | 24 | 23 | | | 28 | 24 | | | | | | | 2 | 3 | 29 | 3 | 3 | 3 | 3 | 6 | 6 | | | | | | | | | | 1 | 1 | | | 1 | 1 | 1 | 1 | 1 | | | | | | | | 211 |
| TUXTLA GUTIERREZ - CD. CUAUHTEMOC | 45 | 49 | 42 | 11 | 5 | 116 | 71 | | | | 2 | | | | | 6 | 7 | 5 | 23 | 11 | 2 | 1 | | | | 6 | 6 | 3 | | | | | | | | 1 | 1 | 1 | 1 | 2 | | | | | | | | 417 |
| TAPANATEPEC - TUXTLA GUTIERREZ<br>LIM. EDOS. OAX/CHIS - TUXTLA GUTIERREZ | 20 | 27 | 26 | 3 | 3 | 27 | 22 | | | | 4 | | | 1 | 1 | 10 | 5 | 5 | 3 | 4 | 1 | 1 | | | | 1 | 1 | 1 | | | | | | | | | | | | | | 2 | 2 | | | | 170 |
| CATAZAJA - T.C.(TUXTLA GTZ-CD. CUAUHTEMOC)<br>PLAYAS DE CATAZAJA - RANCHO NUEVO | 16 | 21 | 18 | 5 | 3 | 11 | 10 | | | | 2 | | | | | 10 | 7 | 5 | 4 | 2 | | | | | | | | | | | | 1 | 1 | | | | | | | | | 1 | 1 | | | | 118 |
| VILLAHERMOSA - ESCOPETAZO<br>LIM. EDOS. TAB/CHIS - "T" ESCOPETAZO | 15 | 7 | 7 | 2 | 2 | | | | | | | 1 | 1 | | | 6 | | | 1 | 1 | | | | | | | | | | | | | | | | | | | 1 | | | | | | | | 44 |
| HUIXTLA - "T" EL JOCOTE | 10 | 9 | 9 | 1 | 1 | 7 | 5 | | | | | | | | | 2 | 3 | 2 | 2 | 2 | 1 | 1 | | | | | | | | | | | | | | 1 | 1 | | | | | | | | | | | 57 |
| LAS CRUCES - ARRIAGA | | | | | | | | | | | | | | | | | | | | | | | | | | | | | | | | | | | | | | | | | | | | | | | | |
| TAPACHULA - PUERTO MADERO | 3 | 2 | 2 | | | 3 | 2 | | | | | | | | | | | | | | | | | | | | | | | | | | | | | 1 | 1 | | | | | | | | | | | 14 |
| RAMAL A CD. HIDALGO | 3 | 2 | 2 | | | 2 | 2 | | | | | | | 1 | 1 | 2 | | | | | 1 | 1 | | | | | | | | | | | | | | | | | | | | | | | | | | 17 |
| RAMAL A UNION JUAREZ | 1 | 3 | 2 | | | | | | | | | | | | | 2 | | | 4 | 3 | 3 | 2 | | | | | | | | | | | | | | | | | | | | | 1 | 1 | | | | 22 |
| T.C.(TAPACHULA-PTO. MADERO) - CD. HIDALGO<br>JARITAS - CD. HIDALGO | 4 | 1 | 1 | 1 | 1 | 5 | 5 | | | | | | | | | 1 | | | 1 | 1 | | | | | | | | | | | | | | | | 1 | 1 | | | 1 | | | | | | | | 24 |
| LAS LIMAS - ANGOSTURA<br>RAMAL A LA ANGOSTURA | 3 | 7 | 7 | | | | | | | | | | | | | 3 | | | | | | | | | | | | | | | | | | | | | | | | | | | | | | | | 20 |
| TERAN - CHICOASEN<br>RAMAL A PRESA CHICOASEN | 3 | 8 | 8 | | | 2 | 2 | | | | | | | | | 1 | | | | | | | | | | | | | | | | | | | | | | | | | | | | | | | | 24 |
| LAS DELICIAS - LA POCHOTA<br>ALTERNA A BERRIOZABAL | 3 | 6 | 5 | | | 1 | 1 | | | | | | | | | 4 | | | | | 2 | 2 | | | | | | | | | | | | | | | | | | | | | | | | | | 24 |
| LIBRAMIENTO DE OCOZOCOAUTLA | 1 | | | | | | | | | | | | | | | | | | | | 1 | 1 | | | | | | | | | | | | | | | | | | | | | | | | | | 3 |
| BENEMERITO DE LAS AMERICAS - PALENQUE<br>FRONTERIZA DEL SUR | 3 | 2 | 2 | | | 2 | 2 | | | | | | | | | 2 | | | | | | | | | | | | | | | | | | | | | | | | | | | | | | | | 13 |
| LA TRINITARIA - BENEMERITO DE LAS AMERICAS<br>RAMAL A LAGOS DE MONTEBELLO | 2 | 3 | 3 | | | 2 | 2 | | | | | | | | | | | | | | | | | | | | | | | | | | | | | | | | | | | | | | | | | 12 |

# *TIPO DE VEHICULOS INVOLUCRADOS*
## *( 2 0 0 6 )*

***C H I A P A S***

| CARRETERA Y TRAMO | TIPO DE VEHICULOS INVOLUCRADOS | | | | | | | | | | | | | | | | | | | | | | | | | | | | | | | | | | | | | | | | | | | | | | | | | TOTAL DE VEH. |
|---|---|---|---|---|---|---|---|---|---|---|---|---|---|---|---|---|---|---|---|---|---|---|---|---|---|---|---|---|---|---|---|---|---|---|---|---|---|---|---|---|---|---|---|---|---|---|---|---|---|---|
| | A | A-A | | A-B | | A-C | | A-B-C | | | B | B-B | | B-C | | C | C-C | | A-M | | A-O | | A-B-O | | | A-C-O | | | A-M-O | | | B-M | | B-O | | C-M | | C-O | | M | M-M | | M-O | | O | O-O | | |
| RAMAL A PARQUE CAÑON DEL SUMIDERO | | | | | | | | | | | | | | | | | | | | | | | | | | | | | | | | | | | | | | | | | | | | | | | | | | |
| RAMAL A PUERTO ARISTA | | 1 | 1 | | | | | | | | | | | | | | | | | | | | | | | | | | | | | | | | | | | | | | | | | | | | | | | 2 |
| RAMAL A PAREDON | 1 | | | | | | | | | | | | | | | | | | | | | | | | | | | | | | | | | | | | | | | | | | | | | | | | | 1 |
| BENEMERITO DE LAS AMERICAS - PALENQUE<br>RAMAL A RUINAS DE BONAMPAK | | | | | | | | | | | | | | | | | | | | | | | | | | | | | | | | | | | | | | | | | | | | | | | | | | |
| RAMAL A PESQUERIA LA GLORIA | | | | | | | | | | | | | | | | | | | | | | | | | | | | | | | | | | | | | | | | | | | | | | | | | | |
| RAMAL A BASE NAVAL | 2 | | | | | | | | | | | | | | | | | | | | | | | | | | | | | | | | | | | | | | | | | | | | | | | | | 2 |
| RAMAL A ZONA ARQUEOLOGICA DE PALENQUE | 1 | 1 | 1 | | | | | | | | | | | | | | | | | | | | | | | | | | | | | | | | | | | | | | | | | | | | | | | 3 |
| TAPANATEPEC - TALISMAN<br>LIBRAMIENTO DE TAPACHULA | | | | | | | | | | | | | | | | | | | | | | | | | | | | | | | | | | | | | | | | | | | | | | | | | | |
| TAPANATEPEC - TALISMAN<br>RAMAL A TRES PICOS | | | | | | | | | | | | | | | | | | | | | | | | | | | | | | | | | | | | | | | | | | | | | | | | | | |
| VILLAHEMOSA - ESCOPETAZO<br>RAMAL A ESTACIÓN EL SUSPIRO | | | | | | | | | | | | | | | | | | | | | | | | | | | | | | | | | | | | | | | | | | | | | | | | | | |
| RAMAL A CASCADAS DE AGUA AZUL | | | | | | | | | | | | | | | | | | | | | | | | | | | | | | | | | | | | | | | | | | | | | | | | | | |
| RAMAL A ZONA ARQUEOLOGICA DE BONAMPAK<br>RAMAL A ZONA ARQUEOLOGICA LA CANJÁ | | | | | | | | | | | | | | | | | | | | | | | | | | | | | | | | | | | | | | | | | | | | | | | | | | |
| TAPACHULA - PUERTO MADERO<br>RAMAL A ESCOLLERAS | | | | | | | | | | | | | | | | | | | | | | | | | | | | | | | | | | | | | | | | | | | | | | | | | | |
| TAPANATEPEC - TUXTLA GUTIERREZ<br>RAMAL A JIQUIPILAS | | | | | | | | | | | | | | | | | | | | | | | | | | | | | | | | | | | | | | | | | | | | | | | | | | |
| TUXTLA GUTIERREZ - CD. CUAUHTEMOC<br>RAMAL A CERRO HUECO | | | | | | | | | | | | | | | | | | | | | | | | | | | | | | | | | | | | | | | | | | | | | | | | | | |
| TUXTLA GUTIERREZ - CD. CUAUHTEMOC<br>RAMAL AL CHORREADERO | | | | | | | | | | | | | | | | | | | | | | | | | | | | | | | | | | | | | | | | | | | | | | | | | | |
| CATAZAJÁ - T.C. (TUXTLA GTZ. - CD. CUAUHTEMOC)<br>RAMAL A CASCADAS DE MISOL-HA | | | | | | | | | | | | | | | | | | | | | | | | | | | | | | | | | | | | | | | | | | | | | | | | | | |
| CATAZAJÁ - T.C. (TUXTLA GTZ. - CD. CUAUHTEMOC)<br>RAMAL A PALENQUE | | | | | | | | | | | | | | | | | | | | | | | | | | | | | | | | | | | | | | | | | | | | | | | | | | |

# *TIPO DE VEHICULOS INVOLUCRADOS*
## *( 2 0 0 6 )*

***C H I A P A S***

| CARRETERA Y TRAMO | TIPO DE VEHICULOS INVOLUCRADOS | | | | | | | | | | | | | | | | | | | | | | | | | | | | | | | | | | | | | | | | | | | | | | | | TOTAL DE VEH. |
|---|---|---|---|---|---|---|---|---|---|---|---|---|---|---|---|---|---|---|---|---|---|---|---|---|---|---|---|---|---|---|---|---|---|---|---|---|---|---|---|---|---|---|---|---|---|---|---|---|---|
| | A | A-A | | A-B | | A-C | | A-B-C | | | B | B-B | | B-C | | C | C-C | | A-M | | A-O | | A-B-O | | | A-C-O | | | A-M-O | | | B-M | | B-O | | C-M | | C-O | | M | M-M | | M-O | | O | O-O | | |
| LAS CHOAPAS - OCOZOCOAUTLA (D) | 6 | 4 | 4 | | | 2 | 2 | | | | | | | | | 7 | 1 | 1 | | | 1 | 1 | | | | | | | | | | | | | | | | | 1 | | | | | | | | 30 |
| TUXTLA GUTIÉRREZ - SAN CRISTÓBAL DE LAS CASAS (D) | 11 | 9 | 9 | | | 5 | 5 | | | | | | | | | 4 | | | | | 1 | 1 | | | | | | | | | | | | | | | | | | | | | | | | | | 45 |
| MALPASO - EL BELLOTE | 1 | 1 | 1 | | | | | | | | | | | | | 1 | | | | | | | | | | | | | | | | | | | | | | | | | | | | | | | | 4 |

*TOTAL DE TIPO DE VEHICULOS INVOLUCRADOS*

| | | | | | | | | | | | | | | | | | | | | | | | | | | | | | | | | | | | | | | | | | | | | | | | | |
|---|---|---|---|---|---|---|---|---|---|---|---|---|---|---|---|---|---|---|---|---|---|---|---|---|---|---|---|---|---|---|---|---|---|---|---|---|---|---|---|---|---|---|---|---|---|---|---|---|
| TOTALES | 201 | 187 | 173 | 23 | 15 | 213 | 155 | | | | 8 | 1 | 1 | 4 | 5 | 90 | 26 | 21 | 41 | 27 | 19 | 17 | | | | 7 | 7 | 4 | | | | 2 | 2 | | | 5 | 5 | 2 | 2 | 6 | | | 4 | 4 | | | | 1 277 |
| | 201 | 360 | | 38 | | 368 | | | | | 8 | 2 | | 9 | | 90 | 47 | | 68 | | 36 | | | | | 18 | | | | | | 4 | | | | 10 | | 4 | | 6 | | | 8 | | | | | 1 277 |

| TIPO DE VEHICULO | TOTAL DE VEHICULOS | PORCENTAJE % |
|---|---|---|
| **A** | 864 | 68% |
| **B** | 31 | 2% |
| **C** | 311 | 24% |
| **M** | 44 | 3% |
| **O** | 27 | 2% |
| **T** | 1277 | 100% |

**TIPO DE VEHICULO**
A.- AUTOMOVIL Y PICK-UP
B.- AUTOBUSES
C.- CAMION SENCILLO Y COMBINADO
M.- MOTOCICLETAS Y BICICLETAS
O.- OTROS (MAQ. AGRICOLA, DE CONST, TREN, VEH. FUGADOS DEL SITIO)

# *RESUMEN DE ACCIDENTES DE TRANSITO 2 0 0 6*

## *RED DE CARRETERA FEDERAL LIBRE Y DE CUOTA*

***C H I A P A S***

| CLASIFICACION | LONGITUD ( km ) | ACCIDENTES | HERIDOS | MUERTOS | DAÑOS MATERIALES (MILLONES $) | VEH/km (MILLONES ) | INDICE DE ACCIDENTES ( A ) |
|---|---|---|---|---|---|---|---|
| **LIBRE** | 2,135.050 | 651 | 936 | 143 | 26.837 | 2,989.313 | 0.218 |
| **CUOTA** | 143.700 | 52 | 101 | 21 | 2.809 | 171.117 | 0.304 |
| **RESUMEN DEL ESTADO** | 2,278.750 | 703 | 1,037 | 164 | 29.645 | 3,160.430 | 0.222 |

NOTA:

(A) INDICE DE ACCIDENTES POR MILLON DE VEHICULOS - KILOMETRO