# E S T A D I S T I C A

# A C C I D E N T E S  D E  T R A N S I T O

# ( 2 0 0 6 )

J A L I S C O

# *INFORMACION GENERAL*

## *JALISCO*

| | | |
|---|---|---|
| ● ***SUPERFICIE*** | ***80,836*** | ***km² .*** |
| ● ***POBLACIÓN (2005)*** | ***6,752,113*** | ***HABITANTES*** |
| | ***3,278,822*** | ***HOMBRES*** |
| | ***3,473,291*** | ***MUJERES*** |
| ● ***DENSIDAD DE POBLACIÓN (2005)*** | ***83.529*** | ***HAB./km² .*** |
| ● ***VEHÍCULOS REGISTRADOS (2005)*** | ***3,880,258*** | ***VEHICULOS*** |
| ● ***HABITANTES POR VEHÍCULO (2005)*** | ***1.740*** | ***HAB./VEH.*** |
| ● ***INDICE DE MOTORIZACIÓN (2005)*** | ***0.575*** | ***VEH./HAB.*** |

● ***LONGITUD Y TIPO DE SUPERFICIE DE LA RED CARRETERA ( km. )***

| | PAVIMENTADA | | | | | |
|---|---|---|---|---|---|---|
| | DOS CARRILES | CUATRO CARRILES | MAS DE CUATRO CARRILES | | | |
| Federal libre | 1,910.18 | 97.84 | 7.60 | - | - | 2,015.62 |
| Federal cuota | 60.25 | 451.65 | - | - | - | 511.90 |
| Estatal libre | 2,934.10 | 89.20 | - | 379.30 | 184.90 | 3,587.50 |
| Estatal cuota | 14.10 | - | - | - | - | 14.10 |
| Rural | - | - | - | 4,681.69 | - | 4,681.69 |
| Brechas | - | - | - | - | 14,155.90 | 14,155.90 |
| | | | | | | 24,966.71 |

● ***UTILIZACION DE LAS CARRETERAS***

| RANGOS DE VOLUMEN | FEDERAL LIBRE AFORADA | | ESTATAL LIBRE AFORADA | | FEDERAL Y/O ESTATAL CUOTA AFORADA | |
|---|---|---|---|---|---|---|
| EN TDPA | LONGITUD | PORCENTAJE | LONGITUD | PORCENTAJE | LONGITUD | PORCENTAJE |
| 1 - 2,000 | 126.84 | 5.82 | 312.30 | 30.36 | - | - |
| 2,001 - 5,000 | 897.13 | 41.15 | 606.20 | 58.92 | - | - |
| 5,001 - 10,000 | 715.14 | 32.80 | 108.50 | 10.55 | 434.99 | 82.90 |
| 10,001 - MAS | 441.11 | 20.23 | 1.80 | 0.17 | 89.70 | 17.10 |
| TOTAL | 2,180.22 | 100.00 | 1,028.80 | 100.00 | 524.69 | 100.00 |

NOTA:

TDPA.- TRANSITO DIARIO PROMEDIO ANUAL

## *INDICE DE ACCIDENTES*
## *POR MILLON DE VEHICULOS-KILOMETRO*

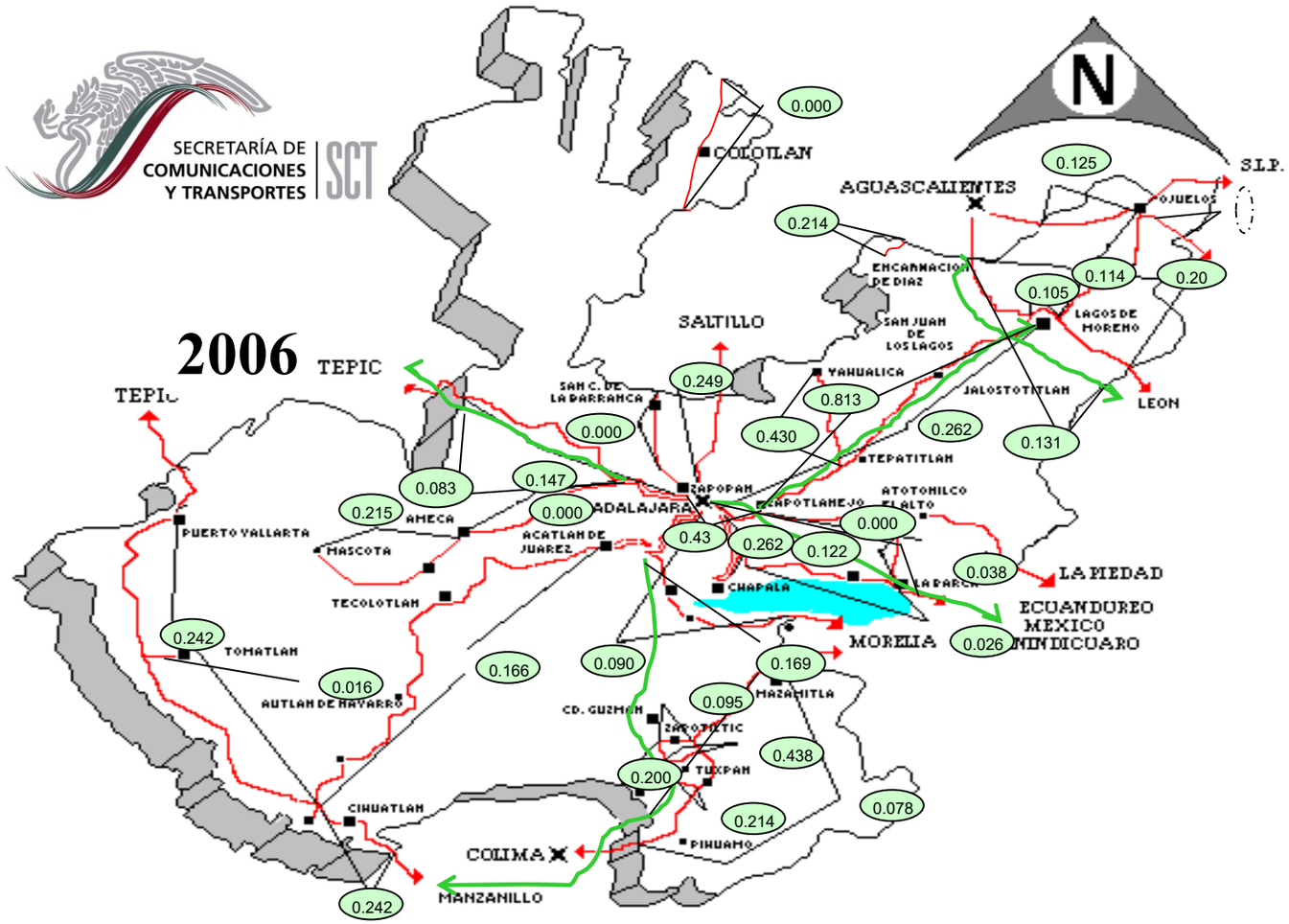


### *INDICE DE ACCIDENTES EN EL ESTADO*

$$\overline{I}_{V\text{-}km}^{A} = 0.259$$

**ESTADO DE JALISCO**

# *ACCIDENTES DE TRANSITO*
## *( 2 0 0 6 )*

***J A L I S C O***

| CARRETERA Y TRAMO | LONGITUD | VEH-km MILLONES | # DE ACCIDENTES | | | | SALDOS | | | INDICES POR $10^6$ DE VEH-KM | | INDICES POR $10^5$ DE VEH-KM | | |
|---|---|---|---|---|---|---|---|---|---|---|---|---|---|---|
| | | | TOTAL | CON MUERTOS | SOLO CON HERIDOS | EQUIVALENTES (1) | MUERTOS | HERIDOS | DAÑOS MATERIALES (MILLONES $) | ACCIDENTES | PELIGROSIDAD | ACCIDENTES MORTALES | MUERTOS | HERIDOS |
| GUADALAJARA - ENT. JOCOTEPEC<br>PERIF. GUADALAJARA - ENT. STA. ROSA | 21.660 | 302.081 | 79 | 6 | 35 | 257 | 7 | 68 | 2.535 | 0.262 | 0.851 | 0.002 | 0.002 | 0.023 |
| LAGOS DE MORENO - GUADALAJARA<br>LAGOS DE MORENO - ENT. DER. TONALA | 170.930 | 691.960 | 181 | 13 | 102 | 695 | 17 | 206 | 8.330 | 0.262 | 1.004 | 0.002 | 0.002 | 0.030 |
| GUADALAJARA - TEPIC<br>T. DER. BASE AEREA - LIM. EDOS. JAL/NAY | 114.720 | 545.117 | 80 | 9 | 44 | 380 | 18 | 96 | 3.806 | 0.147 | 0.697 | 0.002 | 0.003 | 0.018 |
| IRAPUATO - GUADALAJARA<br>LIM. EDOS. GTO/JAL. - ZAPOTLANEJO | 112.100 | 397.724 | 15 | 2 | 12 | 75 | 2 | 24 | 0.526 | 0.038 | 0.189 | 0.001 | 0.001 | 0.006 |
| JIQUILPAN - GUADALAJARA<br>LIM. EDOS. MICH/JAL - PERIF. GUADALAJARA | 105.890 | 554.778 | 50 | 11 | 31 | 266 | 14 | 66 | 2.216 | 0.090 | 0.479 | 0.002 | 0.003 | 0.012 |
| SANTA ROSA - LA BARCA<br>ENT. SANTA ROSA - LA BARCA | 77.500 | 423.698 | 11 | 3 | 5 | 59 | 4 | 12 | 0.313 | 0.026 | 0.139 | 0.001 | 0.001 | 0.003 |
| GUADALAJARA - ZACATECAS.<br>PERIF. GUADALAJARA - LIM. EDOS. JAL/ZAC | 69.590 | 136.627 | 34 | 2 | 18 | 114 | 2 | 34 | 1.131 | 0.249 | 0.834 | 0.001 | 0.001 | 0.025 |
| GUADALAJARA - PUERTO VALLARTA<br>AMECA - MASCOTA | 118.100 | 111.799 | 24 | 0 | 16 | 92 | 0 | 34 | 1.227 | 0.215 | 0.823 | 0.000 | 0.000 | 0.030 |
| JIQUILPAN - COLIMA<br>LIM. EDOS. MICH/JAL - LIM. EDOS. JAL/COL | 148.600 | 216.860 | 17 | 5 | 8 | 95 | 7 | 18 | 0.474 | 0.078 | 0.438 | 0.002 | 0.003 | 0.008 |
| ENT. SANTA CRUZ - MELAQUE<br>ENT. SANTA CRUZ-EC(MANZANILLO-PTO. VALLARTA) | 257.400 | 457.045 | 76 | 8 | 43 | 270 | 8 | 73 | 3.477 | 0.166 | 0.591 | 0.002 | 0.002 | 0.016 |
| MANZANILLO - PUERTO VALLARTA<br>LIM EDOS COL/JAL - PUERTO VALLARTA | 216.950 | 223.585 | 54 | 10 | 29 | 240 | 11 | 60 | 2.205 | 0.242 | 1.073 | 0.004 | 0.005 | 0.027 |
| MANZANILLO - PUERTO VALLARTA<br>RAMAL A BARRA DE NAVIDAD | 2.550 | 9.337 | 2 | 1 | 1 | 10 | 1 | 1 | 0.006 | 0.214 | 1.071 | 0.011 | 0.011 | 0.011 |
| RAMAL A VILLA HIDALGO LIM.<br>EDOS. AGS./JAL. - VILLA HIDALGO | 12.220 | 10.602 | 0 | 0 | 0 | 0 | 0 | 0 | 0.000 | 0.000 | 0.000 | 0.000 | 0.000 | 0.000 |

# *ACCIDENTES DE TRANSITO*
## *( 2 0 0 6 )*

***J A L I S C O***

| CARRETERA Y TRAMO | LONGITUD | VEH-km MILLONES | # DE ACCIDENTES | | | | SALDOS | | | INDICES POR $10^6$ DE VEH-KM | | INDICES POR $10^5$ DE VEH-KM | | |
|---|---|---|---|---|---|---|---|---|---|---|---|---|---|---|
| | | | TOTAL | CON MUERTOS | SOLO CON HERIDOS | EQUIVALENTES (1) | MUERTOS | HERIDOS | DAÑOS MATERIALES (MILLONES $) | ACCIDENTES | PELIGROSIDAD | ACCIDENTES MORTALES | MUERTOS | HERIDOS |
| RAMAL AMECA<br>ENT. C.(GUADALAJARA - TEPIC) - AMECA | 50.000 | 134.764 | 28 | 3 | 20 | 118 | 3 | 36 | 0.962 | 0.208 | 0.876 | 0.002 | 0.002 | 0.027 |
| LEÓN - AGUASCALIENTES<br>LIM. EDOS.GTO/JAL - LIM. EDOS. JAL/AGS | 77.430 | 255.246 | 29 | 6 | 16 | 125 | 7 | 27 | 1.869 | 0.114 | 0.490 | 0.002 | 0.003 | 0.011 |
| SAN LUIS POTOSÍ - LAGOS DE MORENO<br>LIM. EDOS. ZAC/JAL - LAGOS DE MORENO | 67.250 | 175.039 | 35 | 3 | 12 | 137 | 8 | 27 | 2.805 | 0.200 | 0.783 | 0.002 | 0.005 | 0.015 |
| CD. GUZMÁN - COLIMA<br>ENT. IZQ. ZAPOTILTIC - LIM. EDOS. JAL/COL | 50.500 | 94.626 | 9 | 0 | 3 | 27 | 0 | 9 | 0.237 | 0.095 | 0.285 | 0.000 | 0.000 | 0.010 |
| E.C.(JIQUILPAN-COLIMA) - ENT. HUESCALAPA<br>E.C.(JIQUILPAN-COLIMA)-E.C(CD. GUZMAN-COLIMA) | 9.300 | 19.082 | 2 | 0 | 1 | 4 | 0 | 1 | 0.153 | 0.105 | 0.210 | 0.000 | 0.000 | 0.005 |
| LIBRAMIENTO DE LAGOS DE MORENO | 13.200 | 43.410 | 19 | 3 | 12 | 81 | 3 | 22 | 0.842 | 0.438 | 1.866 | 0.007 | 0.007 | 0.051 |
| RAMAL A CERCALISA<br>X. CUATRO CAMINOS - ENT. C.(JIQUILPAN-COLIMA) | 16.200 | 9.337 | 2 | 0 | 1 | 6 | 0 | 2 | 0.040 | 0.214 | 0.643 | 0.000 | 0.000 | 0.021 |
| RAMAL SAN PEDRO<br>X. CUATRO CAMINOS - ENT. C.(JIQUILPAN-COLIMA) | 13.000 | 8.171 | 1 | 0 | 1 | 3 | 0 | 1 | 0.030 | 0.122 | 0.367 | 0.000 | 0.000 | 0.012 |
| SAN MIGUEL EL ALTO - LA BARCA<br>ATOTONILCO EL ALTO - LA BARCA | 28.530 | 54.098 | 0 | 0 | 0 | 0 | 0 | 0 | 0.000 | 0.000 | 0.000 | 0.000 | 0.000 | 0.000 |
| ENT. TESISTAN - ENT. MALPASO<br>ENT. C(GUAD- TESISTAN) - LIM. EDOS. JAL / ZAC | 51.300 | 58.601 | 14 | 3 | 10 | 86 | 4 | 24 | 0.784 | 0.239 | 1.468 | 0.005 | 0.007 | 0.041 |
| ENT. TESISTÁN - ENT. MALPASO<br>LIM. EDOS. ZAC/JAL - LIM. EDOS. JAL/ZAC | 36.340 | 64.215 | 8 | 3 | 6 | 68 | 4 | 18 | 0.355 | 0.125 | 1.059 | 0.005 | 0.006 | 0.028 |
| ENT. TESISTÁN - ENT. MALPASO<br>LIM. EDOS. ZAC/JAL - LIM. EDOS. JAL/ZAC | 11.340 | 64.215 | 1 | 0 | 1 | 3 | 0 | 1 | 0.180 | 0.016 | 0.047 | 0.000 | 0.000 | 0.002 |
| TEPATITLÁN - JARALILLO<br>E.C.(LAGOS DE M.-GUADALAJARA)-YAHUALICA | 61.000 | 39.516 | 17 | 1 | 12 | 67 | 1 | 22 | 1.237 | 0.430 | 1.696 | 0.003 | 0.003 | 0.056 |

# *ACCIDENTES DE TRANSITO*
## *( 2 0 0 6 )*

***J A L I S C O***

| CARRETERA Y TRAMO | LONGITUD | VEH-km MILLONES | # DE ACCIDENTES | | | | SALDOS | | | INDICES POR $10^6$ DE VEH-KM | | INDICES POR $10^5$ DE VEH-KM | | |
|---|---|---|---|---|---|---|---|---|---|---|---|---|---|---|
| | | | TOTAL | CON MUERTOS | SOLO CON HERIDOS | EQUIVALENTES (1) | MUERTOS | HERIDOS | DAÑOS MATERIALES (MILLONES $) | ACCIDENTES | PELIGROSIDAD | ACCIDENTES MORTALES | MUERTOS | HERIDOS |
| OJUELOS - AGUASCALIENTES<br>OJUELOS - LIM. EDOS. JAL / AGS | 57.200 | 59.059 | 10 | 0 | 2 | 16 | 0 | 3 | 0.725 | 0.169 | 0.271 | 0.000 | 0.000 | 0.005 |
| DOLORES HGO. - OJUELOS<br>LIM EDOS. GTO./JAL. - OJUELOS | 10.500 | 5.403 | 0 | 0 | 0 | 0 | 0 | 0 | 0.000 | 0.000 | 0.000 | 0.000 | 0.000 | 0.000 |
| RAMAL A TOMATLAN<br>ENT. C(MANZANILLO-PTO. VALLARTA) - TOMATLAN | 12.400 | 6.151 | 5 | 2 | 3 | 39 | 3 | 8 | 0.092 | 0.813 | 6.341 | 0.033 | 0.049 | 0.130 |
| ZAPOTLANEJO - GUADALAJARA (D)<br>ZAPOTLANEJO - GUADALAJARA | 26.000 | 306.470 | 40 | 7 | 26 | 162 | 7 | 40 | 1.429 | 0.131 | 0.529 | 0.002 | 0.002 | 0.013 |
| GUADALAJARA - COLIMA (D)<br>ACATLÁN - LIM. DE EDOS. JAL / COL | 129.000 | 301.273 | 25 | 4 | 13 | 135 | 5 | 40 | 2.445 | 0.083 | 0.448 | 0.001 | 0.002 | 0.013 |
| MARAVATIO - ZAPOTLANEJO (D)<br>LIM. DE EDOS. MICH / JAL - (474+713) | 76.813 | 192.702 | 14 | 0 | 8 | 48 | 0 | 17 | 0.861 | 0.073 | 0.249 | 0.000 | 0.000 | 0.009 |
| ZAPOTLANEJO - LAGOS DE MORENO (D)<br>ENT. ZAPOTLANEJO - ENT. EL DESPERDICIO | 118.500 | 281.987 | 73 | 8 | 36 | 325 | 12 | 90 | 5.295 | 0.259 | 1.153 | 0.003 | 0.004 | 0.032 |
| LEÓN - AGUASCALIENTES (D)<br>LIM. EDOS. GTO / JAL - ENT. EL SALVADOR | 75.350 | 132.244 | 17 | 6 | 10 | 107 | 6 | 27 | 1.522 | 0.129 | 0.809 | 0.005 | 0.005 | 0.020 |
| GUADALAJARA - TEPIC (D)<br>ENT. AMECA - LIM. EDOS. JAL / NAY | 84.700 | 242.542 | 15 | 2 | 10 | 67 | 2 | 20 | 0.833 | 0.062 | 0.276 | 0.001 | 0.001 | 0.008 |

*TOTAL DE ACCIDENTES DE TRANSITO*

| | | | | | | | | | | | | | | |
|---|---|---|---|---|---|---|---|---|---|---|---|---|---|---|
| **J A L I S C O** | 2,504.063 | 6,629.364 | 987 | 121 | 547 | 4,177 | 156 | 1,127 | 48.940 | 0.149 | .630 | .002 | .002 | .017 |

NOTA:
( 1 ) ACCIDENTES EQUIVALENTES
UN MUERTO = 6 ACCIDENTES
UN HERIDO = 2 ACCIDENTES

# *ACCIDENTES Y SALDOS POR MES*
## *( 2 0 0 6 )*

***J A L I S C O***

| CARRETERA Y TRAMO | SALDOS | ENERO | FEBRERO | MARZO | ABRIL | MAYO | JUNIO | JULIO | AGOSTO | SEPTIEMBRE | OCTUBRE | NOVIEMBRE | DICIEMBRE |
|---|---|---|---|---|---|---|---|---|---|---|---|---|---|
| GUADALAJARA - ENT. JOCOTEPEC<br>PERIF. GUADALAJARA - ENT. STA. ROSA | # ACCIDENTES | 10 | 6 | 7 | 2 | 5 | 4 | 10 | 5 | 4 | 12 | 6 | 8 |
| | # MUERTOS | | | | | | | 1 | 1 | | 2 | | 3 |
| | # HERIDOS | 2 | 8 | 4 | 2 | 6 | 7 | 3 | 5 | 8 | 10 | 8 | 5 |
| | DAÑOS MATERIALES (MILLONES $) | 0.4798 | 0.1490 | 0.1810 | 0.0345 | 0.1920 | 0.0530 | 0.3720 | 0.3645 | 0.0965 | 0.2690 | 0.2090 | 0.1346 |
| LAGOS DE MORENO - GUADALAJARA<br>LAGOS DE MORENO - ENT. DER. TONALA | # ACCIDENTES | 14 | 19 | 18 | 24 | 15 | 13 | 11 | 23 | 9 | 12 | 11 | 12 |
| | # MUERTOS | 4 | | 2 | 3 | 1 | | 1 | | 2 | 3 | | 1 |
| | # HERIDOS | 21 | 22 | 15 | 32 | 24 | 20 | 21 | 15 | 11 | 10 | 6 | 9 |
| | DAÑOS MATERIALES (MILLONES $) | 0.5040 | 0.6960 | 0.9431 | 1.1477 | 1.0195 | 0.3750 | 0.7200 | 0.6505 | 0.5340 | 0.5790 | 0.4140 | 0.7475 |
| GUADALAJARA - TEPIC<br>T. DER. BASE AEREA - LIM. EDOS. JAL/NAY | # ACCIDENTES | 8 | 8 | 5 | 9 | 10 | 5 | 10 | 5 | 2 | 6 | 11 | 1 |
| | # MUERTOS | 1 | 1 | | 1 | | | 4 | 1 | 6 | 4 | | |
| | # HERIDOS | 8 | 19 | 10 | 10 | 2 | 4 | 14 | | 5 | 8 | 15 | 1 |
| | DAÑOS MATERIALES (MILLONES $) | 0.3130 | 0.3825 | 0.1365 | 0.0865 | 0.6092 | 0.1900 | 0.4200 | 0.5760 | 0.3010 | 0.5170 | 0.2636 | 0.0110 |
| IRAPUATO - GUADALAJARA<br>LIM. EDOS. GTO/JAL. - ZAPOTLANEJO | # ACCIDENTES | 1 | 1 | 2 | | | 1 | | 3 | 2 | 2 | 2 | 1 |
| | # MUERTOS | | | | | | | | | | 1 | 1 | |
| | # HERIDOS | 2 | 3 | 3 | | | 2 | | 2 | 3 | 2 | 6 | 1 |
| | DAÑOS MATERIALES (MILLONES $) | 0.0550 | 0.0300 | 0.0700 | 0.0000 | 0.0000 | 0.0300 | 0.0000 | 0.1400 | 0.0430 | 0.0330 | 0.0750 | 0.0500 |
| JIQUILPAN - GUADALAJARA<br>LIM. EDOS. MICH/JAL - PERIF. GUADALAJARA | # ACCIDENTES | 8 | 2 | 2 | 5 | 4 | 4 | 5 | 2 | 9 | 4 | 5 | |
| | # MUERTOS | 2 | | | | 5 | 3 | | | 1 | 1 | 2 | |
| | # HERIDOS | 6 | 1 | 1 | 8 | 17 | 4 | 9 | 1 | 8 | 8 | 3 | |
| | DAÑOS MATERIALES (MILLONES $) | 0.2830 | 0.0220 | 0.0400 | 0.0513 | 0.7950 | 0.1140 | 0.1335 | 0.0727 | 0.3815 | 0.1580 | 0.1645 | 0.0000 |
| SANTA ROSA - LA BARCA<br>ENT. SANTA ROSA - LA BARCA | # ACCIDENTES | 1 | 1 | 2 | | 1 | 2 | | | 2 | | 2 | |
| | # MUERTOS | | 2 | | | 1 | | | | 1 | | | |
| | # HERIDOS | | 3 | 5 | | 2 | 1 | | | 1 | | | |
| | DAÑOS MATERIALES (MILLONES $) | 0.0080 | 0.0400 | 0.0410 | 0.0000 | 0.0400 | 0.0500 | 0.0000 | 0.0000 | 0.1050 | 0.0000 | 0.0290 | 0.0000 |
| GUADALAJARA - ZACATECAS.<br>PERIF. GUADALAJARA - LIM. EDOS. JAL/ZAC | # ACCIDENTES | 2 | 1 | 3 | | 4 | 2 | 6 | 2 | 3 | 6 | 2 | 3 |
| | # MUERTOS | | | | | | | | | 1 | | 1 | |
| | # HERIDOS | 2 | 2 | 4 | | 3 | 1 | 11 | 1 | 2 | 1 | 1 | 6 |
| | DAÑOS MATERIALES (MILLONES $) | 0.0160 | 0.0600 | 0.1300 | 0.0000 | 0.1895 | 0.0950 | 0.1990 | 0.1010 | 0.0720 | 0.0930 | 0.0910 | 0.0840 |
| GUADALAJARA - PUERTO VALLARTA<br>AMECA - MASCOTA | # ACCIDENTES | 2 | 2 | | 3 | 2 | | 5 | 1 | 7 | 2 | | |
| | # MUERTOS | | | | | | | | | | | | |
| | # HERIDOS | | 2 | | 5 | | | 8 | 2 | 11 | 6 | | |
| | DAÑOS MATERIALES (MILLONES $) | 0.1210 | 0.1600 | 0.0000 | 0.2350 | 0.0400 | 0.0000 | 0.1360 | 0.0550 | 0.3400 | 0.1400 | 0.0000 | 0.0000 |
| JIQUILPAN - COLIMA<br>LIM. EDOS. MICH/JAL - LIM. EDOS. JAL/COL | # ACCIDENTES | 6 | 5 | 4 | 2 | | | | | | | | |
| | # MUERTOS | | 3 | 2 | 2 | | | | | | | | |
| | # HERIDOS | 11 | 1 | 2 | 4 | | | | | | | | |
| | DAÑOS MATERIALES (MILLONES $) | 0.1610 | 0.1580 | 0.1050 | 0.0500 | 0.0000 | 0.0000 | 0.0000 | 0.0000 | 0.0000 | 0.0000 | 0.0000 | 0.0000 |
| ENT. SANTA CRUZ - MELAQUE<br>ENT. SANTA CRUZ-EC(MANZANILLO-PTO. | # ACCIDENTES | 1 | | 3 | 7 | 6 | 2 | 20 | 5 | 8 | 15 | 9 | |
| | # MUERTOS | 1 | | 1 | 1 | | | 3 | | | 1 | 1 | |
| | # HERIDOS | 3 | | 3 | 4 | 5 | 6 | 8 | 7 | 10 | 13 | 14 | |
| | DAÑOS MATERIALES (MILLONES $) | 0.0350 | 0.0000 | 0.1000 | 0.1635 | 0.2050 | 0.3230 | 0.8520 | 0.1280 | 0.6370 | 0.5783 | 0.4550 | 0.0000 |

# *ACCIDENTES Y SALDOS POR MES*
## *( 2 0 0 6 )*

***J A L I S C O***

| CARRETERA Y TRAMO | SALDOS | ENERO | FEBRERO | MARZO | ABRIL | MAYO | JUNIO | JULIO | AGOSTO | SEPTIEMBRE | OCTUBRE | NOVIEMBRE | DICIEMBRE |
|---|---|---|---|---|---|---|---|---|---|---|---|---|---|
| MANZANILLO - PUERTO VALLARTA<br>LIM EDOS COL/JAL - PUERTO VALLARTA | # ACCIDENTES | 2 | 1 | 4 | 3 | 4 | 8 | 6 | 3 | 2 | 6 | 9 | 6 |
| | # MUERTOS | 2 | 1 | 1 | | 2 | 3 | 1 | | | 1 | | |
| | # HERIDOS | 3 | | 1 | 2 | 5 | 11 | 10 | 4 | 4 | 3 | 10 | 7 |
| | DAÑOS MATERIALES (MILLONES $) | 0.0770 | 0.0000 | 0.1150 | 0.1140 | 0.4200 | 0.1923 | 0.2860 | 0.1170 | 0.0800 | 0.2642 | 0.3910 | 0.1480 |
| MANZANILLO - PUERTO VALLARTA<br>RAMAL A BARRA DE NAVIDAD | # ACCIDENTES | | | | | | | 1 | | | 1 | | |
| | # MUERTOS | | | | | | | 1 | | | | | |
| | # HERIDOS | | | | | | | | | | 1 | | |
| | DAÑOS MATERIALES (MILLONES $) | 0.0000 | 0.0000 | 0.0000 | 0.0000 | 0.0000 | 0.0000 | 0.0055 | 0.0000 | 0.0000 | 0.0000 | 0.0000 | 0.0000 |
| RAMAL A VILLA HIDALGO<br>LIM. EDOS. AGS./JAL. - VILLA HIDALGO | # ACCIDENTES | | | | | | | | | | | | |
| | # MUERTOS | | | | | | | | | | | | |
| | # HERIDOS | | | | | | | | | | | | |
| | DAÑOS MATERIALES (MILLONES $) | 0.0000 | 0.0000 | 0.0000 | 0.0000 | 0.0000 | 0.0000 | 0.0000 | 0.0000 | 0.0000 | 0.0000 | 0.0000 | 0.0000 |
| RAMAL AMECA<br>ENT. C.(GUADALAJARA - TEPIC) - AMECA | # ACCIDENTES | 1 | 5 | 6 | 3 | 6 | 1 | 2 | | | | 4 | |
| | # MUERTOS | | | 3 | | | | | | | | | |
| | # HERIDOS | 3 | 6 | 7 | 2 | 11 | 1 | 2 | | | | 4 | |
| | DAÑOS MATERIALES (MILLONES $) | 0.0380 | 0.2620 | 0.1761 | 0.0423 | 0.2795 | 0.0381 | 0.0190 | 0.0000 | 0.0000 | 0.0000 | 0.1070 | 0.0000 |
| LEÓN - AGUASCALIENTES<br>LIM. EDOS.GTO/JAL - LIM. EDOS. JAL/AGS | # ACCIDENTES | 4 | | 3 | 2 | 3 | 1 | 1 | 7 | 3 | 1 | | 4 |
| | # MUERTOS | 1 | | 1 | 1 | | 1 | | 1 | | 2 | | |
| | # HERIDOS | 7 | | 3 | 1 | 1 | | 1 | 5 | 3 | 3 | | 3 |
| | DAÑOS MATERIALES (MILLONES $) | 0.3600 | 0.0000 | 0.5800 | 0.0550 | 0.1580 | 0.0200 | 0.0050 | 0.3910 | 0.1000 | 0.2000 | 0.0000 | 0.0000 |
| SAN LUIS POTOSÍ - LAGOS DE MORENO<br>LIM. EDOS. ZAC/JAL - LAGOS DE MORENO | # ACCIDENTES | 2 | 4 | 5 | 3 | 3 | 3 | 1 | 2 | 2 | 3 | | 7 |
| | # MUERTOS | 5 | | | | | | | | | | | 3 |
| | # HERIDOS | 8 | 1 | | 4 | | 3 | 4 | 1 | | 2 | | 4 |
| | DAÑOS MATERIALES (MILLONES $) | 0.2200 | 0.0880 | 0.5850 | 0.1700 | 0.5200 | 0.2300 | 0.0700 | 0.1940 | 0.0900 | 0.1620 | 0.0000 | 0.4760 |
| CD. GUZMÁN - COLIMA<br>ENT. IZQ. ZAPOTILTIC - LIM. EDOS. JAL/COL | # ACCIDENTES | 3 | | 3 | 3 | | | | | | | | |
| | # MUERTOS | | | | | | | | | | | | |
| | # HERIDOS | 2 | | | 7 | | | | | | | | |
| | DAÑOS MATERIALES (MILLONES $) | 0.0790 | 0.0000 | 0.0680 | 0.0900 | 0.0000 | 0.0000 | 0.0000 | 0.0000 | 0.0000 | 0.0000 | 0.0000 | 0.0000 |
| E.C.(JIQUILPAN-COLIMA) - ENT. HUESCALAPA<br>E.C.(JIQUILPAN-COLIMA)-E.C(CD. GUZMAN- | # ACCIDENTES | 1 | | | 1 | | | | | | | | |
| | # MUERTOS | | | | | | | | | | | | |
| | # HERIDOS | | | | 1 | | | | | | | | |
| | DAÑOS MATERIALES (MILLONES $) | 0.0030 | 0.0000 | 0.0000 | 0.1500 | 0.0000 | 0.0000 | 0.0000 | 0.0000 | 0.0000 | 0.0000 | 0.0000 | 0.0000 |
| LIBRAMIENTO DE LAGOS DE MORENO | # ACCIDENTES | | | 1 | 1 | 3 | 2 | 4 | 2 | 2 | | | 4 |
| | # MUERTOS | | | | | | 2 | 1 | | | | | |
| | # HERIDOS | | | | 1 | 2 | | 3 | 2 | 10 | | | 4 |
| | DAÑOS MATERIALES (MILLONES $) | 0.0000 | 0.0000 | 0.0200 | 0.0250 | 0.2200 | 0.0300 | 0.2880 | 0.0360 | 0.0800 | 0.0000 | 0.0000 | 0.1430 |

# *ACCIDENTES Y SALDOS POR MES*
## *( 2 0 0 6 )*

***J A L I S C O***

| CARRETERA Y TRAMO | SALDOS | ENERO | FEBRERO | MARZO | ABRIL | MAYO | JUNIO | JULIO | AGOSTO | SEPTIEMBRE | OCTUBRE | NOVIEMBRE | DICIEMBRE |
|---|---|---|---|---|---|---|---|---|---|---|---|---|---|
| RAMAL A CERCALISA X. CUATRO CAMINOS - ENT. C.(JIQUILPAN- | # ACCIDENTES | 1 | 1 | | | | | | | | | | |
| | # MUERTOS | | | | | | | | | | | | |
| | # HERIDOS | 2 | | | | | | | | | | | |
| | DAÑOS MATERIALES (MILLONES $) | 0.0200 | 0.0200 | 0.0000 | 0.0000 | 0.0000 | 0.0000 | 0.0000 | 0.0000 | 0.0000 | 0.0000 | 0.0000 | 0.0000 |
| RAMAL SAN PEDRO X. CUATRO CAMINOS - ENT. C.(JIQUILPAN- | # ACCIDENTES | | | 1 | | | | | | | | | |
| | # MUERTOS | | | | | | | | | | | | |
| | # HERIDOS | | | 1 | | | | | | | | | |
| | DAÑOS MATERIALES (MILLONES $) | 0.0000 | 0.0000 | 0.0300 | 0.0000 | 0.0000 | 0.0000 | 0.0000 | 0.0000 | 0.0000 | 0.0000 | 0.0000 | 0.0000 |
| SAN MIGUEL EL ALTO - LA BARCA ATOTONILCO EL ALTO - LA BARCA | # ACCIDENTES | | | | | | | | | | | | |
| | # MUERTOS | | | | | | | | | | | | |
| | # HERIDOS | | | | | | | | | | | | |
| | DAÑOS MATERIALES (MILLONES $) | 0.0000 | 0.0000 | 0.0000 | 0.0000 | 0.0000 | 0.0000 | 0.0000 | 0.0000 | 0.0000 | 0.0000 | 0.0000 | 0.0000 |
| ENT. TESISTAN - ENT. MALPASO ENT. C(GUAD- TESISTAN) - LIM. EDOS. JAL / ZAC | # ACCIDENTES | 1 | | | 2 | 1 | | 1 | 2 | 1 | 2 | 1 | 3 |
| | # MUERTOS | | | | | 1 | | | | | | | 3 |
| | # HERIDOS | | | | 7 | 2 | | | 5 | | 2 | | 8 |
| | DAÑOS MATERIALES (MILLONES $) | 0.0200 | 0.0000 | 0.0000 | 0.0750 | 0.0103 | 0.0000 | 0.0450 | 0.0800 | 0.0250 | 0.0500 | 0.0800 | 0.3990 |
| ENT. TESISTÁN - ENT. MALPASO LIM. EDOS. ZAC/JAL - LIM. EDOS. JAL/ZAC | # ACCIDENTES | 2 | 2 | | | | | | 2 | | | | 2 |
| | # MUERTOS | 1 | 2 | | | | | | 1 | | | | |
| | # HERIDOS | 5 | 2 | | | | | | 10 | | | | 1 |
| | DAÑOS MATERIALES (MILLONES $) | 0.0500 | 0.1300 | 0.0000 | 0.0000 | 0.0000 | 0.0000 | 0.0000 | 0.1050 | 0.0000 | 0.0000 | 0.0000 | 0.0700 |
| ENT. TESISTÁN - ENT. MALPASO LIM. EDOS. ZAC/JAL - LIM. EDOS. JAL/ZAC | # ACCIDENTES | | | | | | | | | | | | 1 |
| | # MUERTOS | | | | | | | | | | | | |
| | # HERIDOS | | | | | | | | | | | | 1 |
| | DAÑOS MATERIALES (MILLONES $) | 0.0000 | 0.0000 | 0.0000 | 0.0000 | 0.0000 | 0.0000 | 0.0000 | 0.0000 | 0.0000 | 0.0000 | 0.0000 | 0.1800 |
| TEPATITLÁN - JARALILLO E.C.(LAGOS DE M.-GUADALAJARA)-YAHUALICA | # ACCIDENTES | 1 | | 2 | 3 | 2 | | 2 | 2 | | 2 | 1 | 2 |
| | # MUERTOS | | | | | 1 | | | | | | | |
| | # HERIDOS | 1 | | | 6 | 2 | | 2 | 6 | | 4 | | 1 |
| | DAÑOS MATERIALES (MILLONES $) | 0.0010 | 0.0000 | 0.0900 | 0.0470 | 0.1500 | 0.0000 | 0.0550 | 0.0440 | 0.0000 | 0.6800 | 0.0600 | 0.1100 |
| OJUELOS - AGUASCALIENTES OJUELOS - LIM. EDOS. JAL / AGS | # ACCIDENTES | 5 | 2 | 3 | | | | | | | | | |
| | # MUERTOS | | | | | | | | | | | | |
| | # HERIDOS | | | 3 | | | | | | | | | |
| | DAÑOS MATERIALES (MILLONES $) | 0.2650 | 0.1100 | 0.3500 | 0.0000 | 0.0000 | 0.0000 | 0.0000 | 0.0000 | 0.0000 | 0.0000 | 0.0000 | 0.0000 |
| DOLORES HGO. - OJUELOS LIM EDOS. GTO./JAL. - OJUELOS | # ACCIDENTES | | | | | | | | | | | | |
| | # MUERTOS | | | | | | | | | | | | |
| | # HERIDOS | | | | | | | | | | | | |
| | DAÑOS MATERIALES (MILLONES $) | 0.0000 | 0.0000 | 0.0000 | 0.0000 | 0.0000 | 0.0000 | 0.0000 | 0.0000 | 0.0000 | 0.0000 | 0.0000 | 0.0000 |

## *ACCIDENTES Y SALDOS POR MES*
## *( 2 0 0 6 )*

***J A L I S C O***

| CARRETERA Y TRAMO | SALDOS | ENERO | FEBRERO | MARZO | ABRIL | MAYO | JUNIO | JULIO | AGOSTO | SEPTIEMBRE | OCTUBRE | NOVIEMBRE | DICIEMBRE |
|---|---|---|---|---|---|---|---|---|---|---|---|---|---|
| RAMAL A TOMATLAN ENT. C(MANZANILLO-PTO. VALLARTA) - | # ACCIDENTES | | 1 | 2 | | | | | | | 2 | | |
| | # MUERTOS | | | 2 | | | | | | | 1 | | |
| | # HERIDOS | | 6 | 1 | | | | | | | 1 | | |
| | DAÑOS MATERIALES (MILLONES $) | 0.0000 | 0.0130 | 0.0290 | 0.0000 | 0.0000 | 0.0000 | 0.0000 | 0.0000 | 0.0000 | 0.0500 | 0.0000 | 0.0000 |
| ZAPOTLANEJO - GUADALAJARA (D) ZAPOTLANEJO - GUADALAJARA | # ACCIDENTES | 1 | 4 | 4 | 4 | 3 | 5 | 4 | 3 | 1 | 8 | 1 | 2 |
| | # MUERTOS | | 1 | 1 | | | 1 | 1 | 1 | | | 1 | 1 |
| | # HERIDOS | 4 | 3 | 2 | 1 | 3 | 5 | 8 | 1 | 1 | 10 | | 2 |
| | DAÑOS MATERIALES (MILLONES $) | 0.0400 | 0.1400 | 0.3310 | 0.2280 | 0.0990 | 0.1070 | 0.0615 | 0.1200 | 0.0400 | 0.1875 | 0.0250 | 0.0500 |
| GUADALAJARA - COLIMA (D) ACATLÁN - LIM. DE EDOS. JAL / COL | # ACCIDENTES | 8 | 6 | 5 | 6 | | | | | | | | |
| | # MUERTOS | 2 | | | 3 | | | | | | | | |
| | # HERIDOS | 8 | 14 | 4 | 14 | | | | | | | | |
| | DAÑOS MATERIALES (MILLONES $) | 0.3010 | 1.7010 | 0.2088 | 0.2340 | 0.0000 | 0.0000 | 0.0000 | 0.0000 | 0.0000 | 0.0000 | 0.0000 | 0.0000 |
| MARAVATIO - ZAPOTLANEJO (D) LIM. DE EDOS. MICH / JAL - (474+713) | # ACCIDENTES | 1 | 1 | 1 | 1 | | 1 | 1 | 2 | 1 | 1 | | 4 |
| | # MUERTOS | | | | | | | | | | | | |
| | # HERIDOS | 1 | | | | | | | 2 | 3 | 3 | | 8 |
| | DAÑOS MATERIALES (MILLONES $) | 0.0360 | 0.0100 | 0.0050 | 0.0300 | 0.0000 | 0.0150 | 0.2500 | 0.2250 | 0.0300 | 0.0000 | 0.0000 | 0.2600 |
| ZAPOTLANEJO - LAGOS DE MORENO (D) ENT. ZAPOTLANEJO - ENT. EL DESPERDICIO | # ACCIDENTES | 3 | 6 | 2 | 4 | 6 | 5 | 4 | 8 | 9 | 11 | 9 | 6 |
| | # MUERTOS | | 1 | | 1 | 2 | 2 | 3 | 1 | | 1 | | 1 |
| | # HERIDOS | 2 | 9 | 2 | 9 | 5 | 6 | 11 | 2 | | 22 | 6 | 16 |
| | DAÑOS MATERIALES (MILLONES $) | 0.4800 | 0.1950 | 0.0900 | 0.1800 | 0.4100 | 0.7300 | 0.2300 | 0.4150 | 0.3700 | 0.9900 | 0.9900 | 0.2150 |
| LEÓN - AGUASCALIENTES (D) LIM. EDOS. GTO / JAL - ENT. EL SALVADOR | # ACCIDENTES | 1 | | 1 | | 1 | | 2 | 2 | 3 | 1 | | 6 |
| | # MUERTOS | | | | | | | 2 | | | | | 4 |
| | # HERIDOS | 2 | | | | 1 | | 6 | 5 | 6 | | | 7 |
| | DAÑOS MATERIALES (MILLONES $) | 0.0700 | 0.0000 | 0.0200 | 0.0000 | 0.0350 | 0.0000 | 0.3200 | 0.1550 | 0.1200 | 0.1520 | 0.0000 | 0.6500 |
| GUADALAJARA - TEPIC (D) ENT. AMECA - LIM. EDOS. JAL / NAY | # ACCIDENTES | | | | | | | | 3 | 6 | 2 | 4 | |
| | # MUERTOS | | | | | | | | | 1 | | 1 | |
| | # HERIDOS | | | | | | | | 2 | 9 | | 9 | |
| | DAÑOS MATERIALES (MILLONES $) | 0.0000 | 0.0000 | 0.0000 | 0.0000 | 0.0000 | 0.0000 | 0.0000 | 0.2150 | 0.4000 | 0.1100 | 0.1075 | 0.0000 |

*TOTAL DE ACCIDENTES Y SALDOS POR MES*

| | | | | | | | | | | | | | |
|---|---|---|---|---|---|---|---|---|---|---|---|---|---|
| **J A L I S C O** | # ACCIDENTES | 90 | 78 | 89 | 88 | 79 | 59 | 96 | 84 | 76 | 99 | 77 | 72 |
| | # MUERTOS | 19 | 11 | 13 | 12 | 13 | 12 | 18 | 6 | 12 | 17 | 7 | 16 |
| | # HERIDOS | 103 | 102 | 71 | 120 | 91 | 71 | 121 | 78 | 95 | 109 | 82 | 84 |
| | DAÑOS MATERIALES (MILLONES $) | 4. 0358 | 4. 3665 | 4. 4445 | 3. 2088 | 5. 392 | 2. 5924 | 4. 4675 | 4. 1847 | 3. 845 | 5. 213 | 3. 4616 | 3. 7281 |

# *ACCIDENTES POR DIA DE LA SEMANA Y CONDICIONES DE LUZ*
## *( 2 0 0 6 )*

***J A L I S C O***

| CARRETERA / TRAMO | ACCIDENTES | DIA DE LA SEMANA | | | | | | | CONDICIONES DE LUZ | | | |
|---|---|---|---|---|---|---|---|---|---|---|---|---|
| | | LUNES | MARTES | MIERCOLES | JUEVES | VIERNES | SABADO | DOMINGO | DE DIA | CREPUSCULO | DE NOCHE | ALUMBRADO PUBLICO |
| GUADALAJARA - ENT. JOCOTEPEC<br>PERIF. GUADALAJARA - ENT. STA. ROSA | # DE ACC. | 13 | 13 | 7 | 5 | 6 | 14 | 21 | 41 | 1 | 36 | 1 |
| | # DE ACC. MORTALES | 1 | 1 | 1 | | | | 3 | 2 | 1 | 3 | |
| LAGOS DE MORENO - GUADALAJARA<br>LAGOS DE MORENO - ENT. DER. TONALA | # DE ACC. | 26 | 21 | 23 | 25 | 28 | 27 | 31 | 95 | 5 | 81 | |
| | # DE ACC. MORTALES | 1 | 3 | 2 | 1 | 1 | 3 | 2 | 6 | | 7 | |
| GUADALAJARA - TEPIC<br>T. DER. BASE AEREA - LIM. EDOS. JAL/NAY | # DE ACC. | 8 | 6 | 11 | 6 | 13 | 18 | 18 | 49 | 2 | 28 | 1 |
| | # DE ACC. MORTALES | 1 | 3 | 2 | | | 1 | 2 | 6 | | 3 | |
| IRAPUATO - GUADALAJARA<br>LIM. EDOS. GTO/JAL. - ZAPOTLANEJO | # DE ACC. | 2 | | 3 | 1 | 3 | 3 | 3 | 7 | 1 | 7 | |
| | # DE ACC. MORTALES | | | | | 1 | | 1 | 1 | | 1 | |
| JIQUILPAN - GUADALAJARA<br>LIM. EDOS. MICH/JAL - PERIF. GUADALAJARA | # DE ACC. | 10 | 6 | 4 | 2 | 4 | 8 | 16 | 23 | 2 | 25 | |
| | # DE ACC. MORTALES | 1 | 2 | 1 | 2 | | 3 | 2 | 5 | 1 | 5 | |
| SANTA ROSA - LA BARCA<br>ENT. SANTA ROSA - LA BARCA | # DE ACC. | 1 | 1 | | | 3 | 2 | 4 | 6 | 1 | 4 | |
| | # DE ACC. MORTALES | 1 | | | | 1 | | 1 | 2 | 1 | | |
| GUADALAJARA - ZACATECAS.<br>PERIF. GUADALAJARA - LIM. EDOS. JAL/ZAC | # DE ACC. | 7 | 2 | 2 | 1 | 4 | 6 | 12 | 18 | 4 | 12 | |
| | # DE ACC. MORTALES | | | | | | 1 | 1 | 1 | | 1 | |
| GUADALAJARA - PUERTO VALLARTA<br>AMECA - MASCOTA | # DE ACC. | 4 | 3 | 3 | 2 | 3 | 3 | 6 | 15 | 2 | 7 | |
| | # DE ACC. MORTALES | | | | | | | | | | | |
| JIQUILPAN - COLIMA<br>LIM. EDOS. MICH/JAL - LIM. EDOS. JAL/COL | # DE ACC. | 1 | 5 | 1 | 4 | 4 | 1 | 1 | 8 | 2 | 7 | |
| | # DE ACC. MORTALES | | 2 | | 2 | | | 1 | 3 | 1 | 1 | |
| ENT. SANTA CRUZ - MELAQUE<br>ENT. SANTA CRUZ-EC(MANZANILLO-PTO. VALLARTA) | # DE ACC. | 14 | 12 | 6 | 10 | 8 | 11 | 15 | 40 | 7 | 29 | |
| | # DE ACC. MORTALES | 1 | 2 | | | 1 | 1 | 3 | 1 | | 7 | |
| MANZANILLO - PUERTO VALLARTA<br>LIM EDOS COL/JAL - PUERTO VALLARTA | # DE ACC. | 8 | 3 | 8 | 6 | 12 | 5 | 12 | 36 | 1 | 17 | |
| | # DE ACC. MORTALES | | 2 | 3 | 1 | 1 | 1 | 2 | 5 | | 5 | |
| MANZANILLO - PUERTO VALLARTA<br>RAMAL A BARRA DE NAVIDAD | # DE ACC. | | | 1 | | | | 1 | 1 | | 1 | |
| | # DE ACC. MORTALES | | | | | | | 1 | 1 | | | |
| RAMAL A VILLA HIDALGO LIM.<br>EDOS. AGS./JAL. - VILLA HIDALGO | # DE ACC. | | | | | | | | | | | |
| | # DE ACC. MORTALES | | | | | | | | | | | |

# *ACCIDENTES POR DIA DE LA SEMANA Y CONDICIONES DE LUZ*
## *( 2 0 0 6 )*

***J A L I S C O***

| CARRETERA / TRAMO | ACCIDENTES | DIA DE LA SEMANA | | | | | | | CONDICIONES DE LUZ | | | |
|---|---|---|---|---|---|---|---|---|---|---|---|---|
| | | LUNES | MARTES | MIERCOLES | JUEVES | VIERNES | SABADO | DOMINGO | DE DIA | CREPUSCULO | DE NOCHE | ALUMBRADO PUBLICO |
| RAMAL AMECA<br>ENT. C.(GUADALAJARA - TEPIC) - AMECA | # DE ACC. | 4 | 5 | 4 | 3 | 1 | 5 | 6 | 13 | 3 | 12 | |
| | # DE ACC. MORTALES | 1 | 1 | | | | | 1 | 2 | | 1 | |
| LEÓN - AGUASCALIENTES<br>LIM. EDOS.GTO/JAL - LIM. EDOS. JAL/AGS | # DE ACC. | 2 | 6 | 6 | 2 | 5 | 5 | 3 | 12 | 2 | 15 | |
| | # DE ACC. MORTALES | 1 | 2 | 2 | | | | 1 | 2 | | 4 | |
| SAN LUIS POTOSÍ - LAGOS DE MORENO<br>LIM. EDOS. ZAC/JAL - LAGOS DE MORENO | # DE ACC. | 5 | 4 | 6 | 5 | 4 | 3 | 8 | 19 | 2 | 14 | |
| | # DE ACC. MORTALES | | 1 | | | | 1 | 1 | 2 | | 1 | |
| CD. GUZMÁN - COLIMA<br>ENT. IZQ. ZAPOTILTIC - LIM. EDOS. JAL/COL | # DE ACC. | 2 | | 1 | | 4 | 1 | 1 | 4 | 1 | 4 | |
| | # DE ACC. MORTALES | | | | | | | | | | | |
| E.C.(JIQUILPAN-COLIMA) - ENT. HUESCALAPA<br>E.C.(JIQUILPAN-COLIMA)-E.C(CD. GUZMAN-COLIMA) | # DE ACC. | 1 | | | 1 | | | | 1 | | 1 | |
| | # DE ACC. MORTALES | | | | | | | | | | | |
| LIBRAMIENTO DE LAGOS DE MORENO | # DE ACC. | 3 | 2 | 5 | | 2 | 4 | 3 | 10 | 2 | 7 | |
| | # DE ACC. MORTALES | | 2 | | | | 1 | | | | 3 | |
| RAMAL A CERCALISA<br>X. CUATRO CAMINOS - ENT. C.(JIQUILPAN-COLIMA) | # DE ACC. | | 1 | | | | 1 | | 1 | | 1 | |
| | # DE ACC. MORTALES | | | | | | | | | | | |
| RAMAL SAN PEDRO<br>X. CUATRO CAMINOS - ENT. C.(JIQUILPAN-COLIMA) | # DE ACC. | | | | | | 1 | | 1 | | | |
| | # DE ACC. MORTALES | | | | | | | | | | | |
| SAN MIGUEL EL ALTO - LA BARCA<br>ATOTONILCO EL ALTO - LA BARCA | # DE ACC. | | | | | | | | | | | |
| | # DE ACC. MORTALES | | | | | | | | | | | |
| ENT. TESISTAN - ENT. MALPASO<br>ENT. C(GUAD- TESISTAN) - LIM. EDOS. JAL / ZAC | # DE ACC. | 5 | 1 | | 1 | 2 | 4 | 1 | 10 | | 4 | |
| | # DE ACC. MORTALES | 1 | | | | 1 | 1 | | 2 | | 1 | |
| ENT. TESISTÁN - ENT. MALPASO<br>LIM. EDOS. ZAC/JAL - LIM. EDOS. JAL/ZAC | # DE ACC. | | 2 | 1 | | | 3 | 2 | 4 | | 4 | |
| | # DE ACC. MORTALES | | | 1 | | | 2 | | 1 | | 2 | |
| ENT. TESISTÁN - ENT. MALPASO<br>LIM. EDOS. ZAC/JAL - LIM. EDOS. JAL/ZAC | # DE ACC. | | | | | | 1 | | 1 | | | |
| | # DE ACC. MORTALES | | | | | | | | | | | |
| TEPATITLÁN - JARALILLO<br>E.C.(LAGOS DE M.-GUADALAJARA)-YAHUALICA | # DE ACC. | 4 | 2 | 3 | 2 | 2 | 2 | 2 | 11 | 1 | 5 | |
| | # DE ACC. MORTALES | | 1 | | | | | | 1 | | | |

# *ACCIDENTES POR DIA DE LA SEMANA Y CONDICIONES DE LUZ*
## *( 2 0 0 6 )*

***J A L I S C O***

| CARRETERA / TRAMO | ACCIDENTES | DIA DE LA SEMANA | | | | | | | CONDICIONES DE LUZ | | | |
|---|---|---|---|---|---|---|---|---|---|---|---|---|
| | | LUNES | MARTES | MIERCOLES | JUEVES | VIERNES | SABADO | DOMINGO | DE DIA | CREPUSCULO | DE NOCHE | ALUMBRADO PUBLICO |
| OJUELOS - AGUASCALIENTES<br>OJUELOS - LIM. EDOS. JAL / AGS | # DE ACC. | 2 | | 2 | 3 | 1 | | 2 | 10 | | | |
| | # DE ACC. MORTALES | | | | | | | | | | | |
| DOLORES HGO. - OJUELOS<br>LIM EDOS. GTO./JAL. - OJUELOS | # DE ACC. | | | | | | | | | | | |
| | # DE ACC. MORTALES | | | | | | | | | | | |
| RAMAL A TOMATLAN<br>ENT. C(MANZANILLO-PTO. VALLARTA) - TOMATLAN | # DE ACC. | 1 | | 1 | | | 1 | 2 | 1 | | 4 | |
| | # DE ACC. MORTALES | | | | | | 1 | 1 | | | 2 | |
| ZAPOTLANEJO - GUADALAJARA (D)<br>ZAPOTLANEJO - GUADALAJARA | # DE ACC. | 2 | 4 | 2 | 10 | 7 | 8 | 7 | 17 | 2 | 21 | |
| | # DE ACC. MORTALES | | 1 | 1 | 2 | 2 | 1 | | 5 | | 2 | |
| GUADALAJARA - COLIMA (D)<br>ACATLÁN - LIM. DE EDOS. JAL / COL | # DE ACC. | 2 | 3 | 2 | 4 | 4 | 5 | 5 | 15 | | 10 | |
| | # DE ACC. MORTALES | 1 | | | | | 2 | 1 | 3 | | 1 | |
| MARAVATIO - ZAPOTLANEJO (D)<br>LIM. DE EDOS. MICH / JAL - (474+713) | # DE ACC. | 4 | 2 | | 2 | 2 | 3 | 1 | 11 | 1 | 2 | |
| | # DE ACC. MORTALES | | | | | | | | | | | |
| ZAPOTLANEJO - LAGOS DE MORENO (D)<br>ENT. ZAPOTLANEJO - ENT. EL DESPERDICIO | # DE ACC. | 8 | 13 | 11 | 11 | 11 | 9 | 10 | 44 | 2 | 27 | |
| | # DE ACC. MORTALES | 1 | 1 | 1 | | 1 | 1 | 3 | 4 | | 4 | |
| LEÓN - AGUASCALIENTES (D)<br>LIM. EDOS. GTO / JAL - ENT. EL SALVADOR | # DE ACC. | | 3 | 4 | 2 | 3 | 3 | 2 | 8 | | 9 | |
| | # DE ACC. MORTALES | | 2 | 2 | | 1 | 1 | | 3 | | 3 | |
| GUADALAJARA - TEPIC (D)<br>ENT. AMECA - LIM. EDOS. JAL / NAY | # DE ACC. | | 2 | | 3 | 3 | 5 | 2 | 10 | 2 | 3 | |
| | # DE ACC. MORTALES | | | | | | 2 | | 1 | 1 | | |

*TOTAL DE ACCIDENTES POR DIA DE LA SEMANA Y CONDICIONES DE LUZ*

| ESTADO | ACCIDENTES | DIA DE LA SEMANA | | | | | | | CONDICIONES DE LUZ | | | |
|---|---|---|---|---|---|---|---|---|---|---|---|---|
| | | LUNES | MARTES | MIERCOLES | JUEVES | VIERNES | SABADO | DOMINGO | DE DIA | CREPUSCULO | DE NOCHE | ALUMBRADO PUBLICO |
| **J A L I S C O** | # DE ACC. | 139 | 122 | 117 | 111 | 139 | 162 | 197 | 542 | 46 | 397 | 2 |
| | # DE ACC. MORTALES | 11 | 26 | 16 | 8 | 10 | 23 | 27 | 59 | 5 | 57 | |

# *ACCIDENTES EN PERIODOS FESTIVOS*

## *( 2 0 0 6 )*

***J A L I S C O***

| CARRETERA Y TRAMO | SALDOS | AÑO NUEVO 31/12/05 AL 01/01/2006 | 5 DE FEBRERO 04/02/06 AL 05/02/2006 | 21 DE MARZO 21/03/06 AL 21/03/2006 | SEMANA SANTA 13/04/06 AL 16/04/2006 | DIA DEL TRABAJO 29/04/06 AL 01/05/2006 | 5 DE MAYO 05/05/06 AL 07/05/2006 | DIA DE LA INDEPENDENCIA 16/09/06 AL 17/09/2006 | DIA DE MUERTOS 02/11/06 AL 02/11/2006 | DIA DE LA REVOLUCION 18/11/06 Al 20/11/2006 | NAVIDAD 23/12/06 AL 25/12/2006 |
|---|---|---|---|---|---|---|---|---|---|---|---|
| GUADALAJARA - ENT. JOCOTEPEC PERIF. GUADALAJARA - ENT. STA. ROSA | # ACCIDENTES | 1 | 2 | | 1 | | 1 | 1 | | | 3 |
| | # MUERTOS | | | | | | | | | | 1 |
| | # HERIDOS | | 3 | | 1 | | 2 | 1 | | | 1 |
| | DAÑOS MATERIALES (MILLONES $) | 0.0075 | 0.0290 | 0.0000 | 0.0290 | 0.0000 | 0.0150 | 0.0100 | 0.0000 | 0.0000 | 0.0000 |
| LAGOS DE MORENO - GUADALAJARA LAGOS DE MORENO - ENT. DER. TONALA | # ACCIDENTES | 1 | 2 | | 4 | 2 | 2 | 3 | | 1 | |
| | # MUERTOS | | | | | 2 | | 2 | | | |
| | # HERIDOS | | | | | 2 | | 2 | | | |
| | DAÑOS MATERIALES (MILLONES $) | 0.0300 | 0.0480 | 0.0000 | 0.0692 | 0.0450 | 0.1680 | 0.1730 | 0.0000 | 0.0500 | 0.0000 |
| GUADALAJARA - TEPIC T. DER. BASE AEREA - LIM. EDOS. JAL/NAY | # ACCIDENTES | | 1 | | 1 | | 2 | | | 3 | |
| | # MUERTOS | | | | | | | | | | |
| | # HERIDOS | | | | | | | | | | |
| | DAÑOS MATERIALES (MILLONES $) | 0.0000 | 0.0700 | 0.0000 | 0.0110 | 0.0000 | 0.0650 | 0.0000 | 0.0000 | 0.1510 | 0.0000 |
| IRAPUATO - GUADALAJARA LIM. EDOS. GTO/JAL. - ZAPOTLANEJO | # ACCIDENTES | | | | | | | | | | |
| | # MUERTOS | | | | | | | | | | |
| | # HERIDOS | | | | | | | | | | |
| | DAÑOS MATERIALES (MILLONES $) | 0.0000 | 0.0000 | 0.0000 | 0.0000 | 0.0000 | 0.0000 | 0.0000 | 0.0000 | 0.0000 | 0.0000 |
| JIQUILPAN - GUADALAJARA LIM. EDOS. MICH/JAL - PERIF. GUADALAJARA | # ACCIDENTES | | | | | 1 | | 1 | | 2 | |
| | # MUERTOS | | | | | | | | | | |
| | # HERIDOS | | | | | | | | | | |
| | DAÑOS MATERIALES (MILLONES $) | 0.0000 | 0.0000 | 0.0000 | 0.0000 | 0.0100 | 0.0000 | 0.0315 | 0.0000 | 0.0345 | 0.0000 |
| SANTA ROSA - LA BARCA ENT. SANTA ROSA - LA BARCA | # ACCIDENTES | | | 1 | | | | | | 1 | |
| | # MUERTOS | | | | | | | | | | |
| | # HERIDOS | | | | | | | | | | |
| | DAÑOS MATERIALES (MILLONES $) | 0.0000 | 0.0000 | 0.0000 | 0.0000 | 0.0000 | 0.0000 | 0.0000 | 0.0000 | 0.0130 | 0.0000 |
| GUADALAJARA - ZACATECAS. PERIF. GUADALAJARA - LIM. EDOS. JAL/ZAC | # ACCIDENTES | | | | | | | 2 | | | |
| | # MUERTOS | | | | | | | 1 | | | |
| | # HERIDOS | | | | | | | 1 | | | |
| | DAÑOS MATERIALES (MILLONES $) | 0.0000 | 0.0000 | 0.0000 | 0.0000 | 0.0000 | 0.0000 | 0.0520 | 0.0000 | 0.0000 | 0.0000 |
| GUADALAJARA - PUERTO VALLARTA AMECA - MASCOTA | # ACCIDENTES | | | | | | | | | | |
| | # MUERTOS | | | | | | | | | | |
| | # HERIDOS | | | | | | | | | | |
| | DAÑOS MATERIALES (MILLONES $) | 0.0000 | 0.0000 | 0.0000 | 0.0000 | 0.0000 | 0.0000 | 0.0000 | 0.0000 | 0.0000 | 0.0000 |
| JIQUILPAN - COLIMA LIM. EDOS. MICH/JAL - LIM. EDOS. JAL/COL | # ACCIDENTES | | | | | | | | | | |
| | # MUERTOS | | | | | | | | | | |
| | # HERIDOS | | | | | | | | | | |
| | DAÑOS MATERIALES (MILLONES $) | 0.0000 | 0.0000 | 0.0000 | 0.0000 | 0.0000 | 0.0000 | 0.0000 | 0.0000 | 0.0000 | 0.0000 |

# *ACCIDENTES EN PERIODOS FESTIVOS*

## *( 2 0 0 6 )*

***J A L I S C O***

| CARRETERA Y TRAMO | SALDOS | AÑO NUEVO 31/12/05 AL 01/01/2006 | 5 DE FEBRERO 04/02/06 AL 05/02/2006 | 21 DE MARZO 21/03/06 AL 21/03/2006 | SEMANA SANTA 13/04/06 AL 16/04/2006 | DIA DEL TRABAJO 29/04/06 AL 01/05/2006 | 5 DE MAYO 05/05/06 AL 07/05/2006 | DIA DE LA INDEPENDENCIA 16/09/06 AL 17/09/2006 | DIA DE MUERTOS 02/11/06 AL 02/11/2006 | DIA DE LA REVOLUCION 18/11/06 Al 20/11/2006 | NAVIDAD 23/12/06 AL 25/12/2006 |
|---|---|---|---|---|---|---|---|---|---|---|---|
| ENT. SANTA CRUZ - MELAQUE ENT. SANTA CRUZ-EC(MANZANILLO-PTO. | # ACCIDENTES | | | | | 1 | | | 1 | 1 | |
| | # MUERTOS | | | | | | | | | 1 | |
| | # HERIDOS | | | | | | | | | 1 | |
| | DAÑOS MATERIALES (MILLONES $) | 0.0000 | 0.0000 | 0.0000 | 0.0000 | 0.0200 | 0.0000 | 0.0000 | 0.0550 | 0.0450 | 0.0000 |
| MANZANILLO - PUERTO VALLARTA LIM EDOS COL/JAL - PUERTO VALLARTA | # ACCIDENTES | | | | 1 | | 1 | | 1 | | 1 |
| | # MUERTOS | | | | | | 1 | | | | |
| | # HERIDOS | | | | | | 1 | | | | |
| | DAÑOS MATERIALES (MILLONES $) | 0.0000 | 0.0000 | 0.0000 | 0.0800 | 0.0000 | 0.2650 | 0.0000 | 0.0550 | 0.0000 | 0.0050 |
| MANZANILLO - PUERTO VALLARTA RAMAL A BARRA DE NAVIDAD | # ACCIDENTES | | | | | | | | | | |
| | # MUERTOS | | | | | | | | | | |
| | # HERIDOS | | | | | | | | | | |
| | DAÑOS MATERIALES (MILLONES $) | 0.0000 | 0.0000 | 0.0000 | 0.0000 | 0.0000 | 0.0000 | 0.0000 | 0.0000 | 0.0000 | 0.0000 |
| RAMAL A VILLA HIDALGO LIM. EDOS. AGS./JAL. - VILLA HIDALGO | # ACCIDENTES | | | | | | | | | | |
| | # MUERTOS | | | | | | | | | | |
| | # HERIDOS | | | | | | | | | | |
| | DAÑOS MATERIALES (MILLONES $) | 0.0000 | 0.0000 | 0.0000 | 0.0000 | 0.0000 | 0.0000 | 0.0000 | 0.0000 | 0.0000 | 0.0000 |
| RAMAL AMECA ENT. C.(GUADALAJARA - TEPIC) - AMECA | # ACCIDENTES | | 1 | | 1 | 1 | | | | 1 | |
| | # MUERTOS | | | | | | | | | | |
| | # HERIDOS | | | | | | | | | | |
| | DAÑOS MATERIALES (MILLONES $) | 0.0000 | 0.0095 | 0.0000 | 0.0103 | 0.0130 | 0.0000 | 0.0000 | 0.0000 | 0.0370 | 0.0000 |
| LEÓN - AGUASCALIENTES LIM. EDOS.GTO/JAL - LIM. EDOS. JAL/AGS | # ACCIDENTES | | | | | | | | | | |
| | # MUERTOS | | | | | | | | | | |
| | # HERIDOS | | | | | | | | | | |
| | DAÑOS MATERIALES (MILLONES $) | 0.0000 | 0.0000 | 0.0000 | 0.0000 | 0.0000 | 0.0000 | 0.0000 | 0.0000 | 0.0000 | 0.0000 |
| SAN LUIS POTOSÍ - LAGOS DE MORENO LIM. EDOS. ZAC/JAL - LAGOS DE MORENO | # ACCIDENTES | | | | | | | | | | 2 |
| | # MUERTOS | | | | | | | | | | |
| | # HERIDOS | | | | | | | | | | |
| | DAÑOS MATERIALES (MILLONES $) | 0.0000 | 0.0000 | 0.0000 | 0.0000 | 0.0000 | 0.0000 | 0.0000 | 0.0000 | 0.0000 | 0.0200 |
| CD. GUZMÁN - COLIMA ENT. IZQ. ZAPOTILTIC - LIM. EDOS. JAL/COL | # ACCIDENTES | | | | 2 | | | | | | |
| | # MUERTOS | | | | | | | | | | |
| | # HERIDOS | | | | | | | | | | |
| | DAÑOS MATERIALES (MILLONES $) | 0.0000 | 0.0000 | 0.0000 | 0.0600 | 0.0000 | 0.0000 | 0.0000 | 0.0000 | 0.0000 | 0.0000 |
| E.C.(JIQUILPAN-COLIMA) - ENT. HUESCALAPA E.C.(JIQUILPAN-COLIMA)-E.C(CD. GUZMAN- | # ACCIDENTES | | | | | | | | | | |
| | # MUERTOS | | | | | | | | | | |
| | # HERIDOS | | | | | | | | | | |
| | DAÑOS MATERIALES (MILLONES $) | 0.0000 | 0.0000 | 0.0000 | 0.0000 | 0.0000 | 0.0000 | 0.0000 | 0.0000 | 0.0000 | 0.0000 |

# *ACCIDENTES EN PERIODOS FESTIVOS*

## *( 2 0 0 6 )*

***J A L I S C O***

| CARRETERA Y TRAMO | SALDOS | AÑO NUEVO 31/12/05 AL 01/01/2006 | 5 DE FEBRERO 04/02/06 AL 05/02/2006 | 21 DE MARZO 21/03/06 AL 21/03/2006 | SEMANA SANTA 13/04/06 AL 16/04/2006 | DIA DEL TRABAJO 29/04/06 AL 01/05/2006 | 5 DE MAYO 05/05/06 AL 07/05/2006 | DIA DE LA INDEPENDENCIA 16/09/06 AL 17/09/2006 | DIA DE MUERTOS 02/11/06 AL 02/11/2006 | DIA DE LA REVOLUCION 18/11/06 Al 20/11/2006 | NAVIDAD 23/12/06 AL 25/12/2006 |
|---|---|---|---|---|---|---|---|---|---|---|---|
| LIBRAMIENTO DE LAGOS DE MORENO | # ACCIDENTES | | | | | | | | | | |
| | # MUERTOS | | | | | | | | | | |
| | # HERIDOS | | | | | | | | | | |
| | DAÑOS MATERIALES (MILLONES $) | 0.0000 | 0.0000 | 0.0000 | 0.0000 | 0.0000 | 0.0000 | 0.0000 | 0.0000 | 0.0000 | 0.0000 |
| RAMAL A CERCALISA X. CUATRO CAMINOS - ENT. C.(JIQUILPAN- | # ACCIDENTES | | | | | | | | | | |
| | # MUERTOS | | | | | | | | | | |
| | # HERIDOS | | | | | | | | | | |
| | DAÑOS MATERIALES (MILLONES $) | 0.0000 | 0.0000 | 0.0000 | 0.0000 | 0.0000 | 0.0000 | 0.0000 | 0.0000 | 0.0000 | 0.0000 |
| RAMAL SAN PEDRO X. CUATRO CAMINOS - ENT. C.(JIQUILPAN- | # ACCIDENTES | | | | | | | | | | |
| | # MUERTOS | | | | | | | | | | |
| | # HERIDOS | | | | | | | | | | |
| | DAÑOS MATERIALES (MILLONES $) | 0.0000 | 0.0000 | 0.0000 | 0.0000 | 0.0000 | 0.0000 | 0.0000 | 0.0000 | 0.0000 | 0.0000 |
| SAN MIGUEL EL ALTO - LA BARCA ATOTONILCO EL ALTO - LA BARCA | # ACCIDENTES | | | | | | | | | | |
| | # MUERTOS | | | | | | | | | | |
| | # HERIDOS | | | | | | | | | | |
| | DAÑOS MATERIALES (MILLONES $) | 0.0000 | 0.0000 | 0.0000 | 0.0000 | 0.0000 | 0.0000 | 0.0000 | 0.0000 | 0.0000 | 0.0000 |
| ENT. TESISTAN - ENT. MALPASO ENT. C(GUAD- TESISTAN) - LIM. EDOS. JAL / ZAC | # ACCIDENTES | | | | 1 | | | | | | |
| | # MUERTOS | | | | | | | | | | |
| | # HERIDOS | | | | | | | | | | |
| | DAÑOS MATERIALES (MILLONES $) | 0.0000 | 0.0000 | 0.0000 | 0.0200 | 0.0000 | 0.0000 | 0.0000 | 0.0000 | 0.0000 | 0.0000 |
| ENT. TESISTÁN - ENT. MALPASO LIM. EDOS. ZAC/JAL - LIM. EDOS. JAL/ZAC | # ACCIDENTES | | | | | | | | | | 1 |
| | # MUERTOS | | | | | | | | | | |
| | # HERIDOS | | | | | | | | | | |
| | DAÑOS MATERIALES (MILLONES $) | 0.0000 | 0.0000 | 0.0000 | 0.0000 | 0.0000 | 0.0000 | 0.0000 | 0.0000 | 0.0000 | 0.0200 |
| ENT. TESISTÁN - ENT. MALPASO LIM. EDOS. ZAC/JAL - LIM. EDOS. JAL/ZAC | # ACCIDENTES | | | | | | | | | | |
| | # MUERTOS | | | | | | | | | | |
| | # HERIDOS | | | | | | | | | | |
| | DAÑOS MATERIALES (MILLONES $) | 0.0000 | 0.0000 | 0.0000 | 0.0000 | 0.0000 | 0.0000 | 0.0000 | 0.0000 | 0.0000 | 0.0000 |
| TEPATITLÁN - JARALILLO E.C.(LAGOS DE M.-GUADALAJARA)-YAHUALICA | # ACCIDENTES | 1 | | | 1 | 1 | | | | | |
| | # MUERTOS | | | | | | | | | | |
| | # HERIDOS | | | | | | | | | | |
| | DAÑOS MATERIALES (MILLONES $) | 0.0010 | 0.0000 | 0.0000 | 0.0120 | 0.0200 | 0.0000 | 0.0000 | 0.0000 | 0.0000 | 0.0000 |
| OJUELOS - AGUASCALIENTES OJUELOS - LIM. EDOS. JAL / AGS | # ACCIDENTES | | | | | | | | | | |
| | # MUERTOS | | | | | | | | | | |
| | # HERIDOS | | | | | | | | | | |
| | DAÑOS MATERIALES (MILLONES $) | 0.0000 | 0.0000 | 0.0000 | 0.0000 | 0.0000 | 0.0000 | 0.0000 | 0.0000 | 0.0000 | 0.0000 |

# *ACCIDENTES EN PERIODOS FESTIVOS*

## *( 2 0 0 6 )*

***J A L I S C O***

| CARRETERA Y TRAMO | SALDOS | AÑO NUEVO 31/12/05 AL 01/01/2006 | 5 DE FEBRERO 04/02/06 AL 05/02/2006 | 21 DE MARZO 21/03/06 AL 21/03/2006 | SEMANA SANTA 13/04/06 AL 16/04/2006 | DIA DEL TRABAJO 29/04/06 AL 01/05/2006 | 5 DE MAYO 05/05/06 AL 07/05/2006 | DIA DE LA INDEPENDENCIA 16/09/06 AL 17/09/2006 | DIA DE MUERTOS 02/11/06 AL 02/11/2006 | DIA DE LA REVOLUCION 18/11/06 Al 20/11/2006 | NAVIDAD 23/12/06 AL 25/12/2006 |
|---|---|---|---|---|---|---|---|---|---|---|---|
| DOLORES HGO. - OJUELOS LIM EDOS. GTO./JAL. - OJUELOS | # ACCIDENTES | | | | | | | | | | |
| | # MUERTOS | | | | | | | | | | |
| | # HERIDOS | | | | | | | | | | |
| | DAÑOS MATERIALES (MILLONES $) | 0.0000 | 0.0000 | 0.0000 | 0.0000 | 0.0000 | 0.0000 | 0.0000 | 0.0000 | 0.0000 | 0.0000 |
| RAMAL A TOMATLAN ENT. C(MANZANILLO-PTO. VALLARTA) - | # ACCIDENTES | | | | | | | | | | |
| | # MUERTOS | | | | | | | | | | |
| | # HERIDOS | | | | | | | | | | |
| | DAÑOS MATERIALES (MILLONES $) | 0.0000 | 0.0000 | 0.0000 | 0.0000 | 0.0000 | 0.0000 | 0.0000 | 0.0000 | 0.0000 | 0.0000 |
| ZAPOTLANEJO - GUADALAJARA (D) ZAPOTLANEJO - GUADALAJARA | # ACCIDENTES | | | | | | 1 | 1 | | | |
| | # MUERTOS | | | | | | | | | | |
| | # HERIDOS | | | | | | 1 | 1 | | | |
| | DAÑOS MATERIALES (MILLONES $) | 0.0000 | 0.0000 | 0.0000 | 0.0000 | 0.0000 | 0.0500 | 0.0400 | 0.0000 | 0.0000 | 0.0000 |
| GUADALAJARA - COLIMA (D) ACATLÁN - LIM. DE EDOS. JAL / COL | # ACCIDENTES | | 1 | | 1 | | | | | | |
| | # MUERTOS | | | | 2 | | | | | | |
| | # HERIDOS | | | | 8 | | | | | | |
| | DAÑOS MATERIALES (MILLONES $) | 0.0000 | 0.1100 | 0.0000 | 0.0280 | 0.0000 | 0.0000 | 0.0000 | 0.0000 | 0.0000 | 0.0000 |
| MARAVATIO - ZAPOTLANEJO (D) LIM. DE EDOS. MICH / JAL - (474+713) | # ACCIDENTES | | | | | | | | | | |
| | # MUERTOS | | | | | | | | | | |
| | # HERIDOS | | | | | | | | | | |
| | DAÑOS MATERIALES (MILLONES $) | 0.0000 | 0.0000 | 0.0000 | 0.0000 | 0.0000 | 0.0000 | 0.0000 | 0.0000 | 0.0000 | 0.0000 |
| ZAPOTLANEJO - LAGOS DE MORENO (D) ENT. ZAPOTLANEJO - ENT. EL DESPERDICIO | # ACCIDENTES | | | | | | | | | 1 | 2 |
| | # MUERTOS | | | | | | | | | | 1 |
| | # HERIDOS | | | | | | | | | | 6 |
| | DAÑOS MATERIALES (MILLONES $) | 0.0000 | 0.0000 | 0.0000 | 0.0000 | 0.0000 | 0.0000 | 0.0000 | 0.0000 | 0.0600 | 0.0950 |
| LEÓN - AGUASCALIENTES (D) LIM. EDOS. GTO / JAL - ENT. EL SALVADOR | # ACCIDENTES | | | | | | | 1 | | | |
| | # MUERTOS | | | | | | | | | | |
| | # HERIDOS | | | | | | | 4 | | | |
| | DAÑOS MATERIALES (MILLONES $) | 0.0000 | 0.0000 | 0.0000 | 0.0000 | 0.0000 | 0.0000 | 0.0400 | 0.0000 | 0.0000 | 0.0000 |
| GUADALAJARA - TEPIC (D) ENT. AMECA - LIM. EDOS. JAL / NAY | # ACCIDENTES | | | | | | | 1 | | | |
| | # MUERTOS | | | | | | | 1 | | | |
| | # HERIDOS | | | | | | | | | | |
| | DAÑOS MATERIALES (MILLONES $) | 0.0000 | 0.0000 | 0.0000 | 0.0000 | 0.0000 | 0.0000 | 0.0450 | 0.0000 | 0.0000 | 0.0000 |

*TOTAL DE ACCIDENTES EN PERIODOS FESTIVOS*

| | | | | | | | | | | | |
|---|---|---|---|---|---|---|---|---|---|---|---|
| **J A L I S C O** | # ACCIDENTES | 3 | 7 | 1 | 13 | 6 | 7 | 10 | 2 | 10 | 9 |
| | # MUERTOS | | | | 2 | 2 | 1 | 4 | | 1 | 2 |
| | # HERIDOS | | 3 | | 9 | 2 | 4 | 9 | | 1 | 7 |
| | DAÑOS MATERIALES (MILLONES $) | .0385 | .2665 | .0000 | .3195 | .1080 | .5630 | .3915 | .1100 | .3905 | .1400 |

# *ACCIDENTES POR KILOMETRO*
# *( 2 0 0 6 )*

**CARRETERA : GUADALAJARA - ENT. JOCOTEPEC**
**TRAMO: PERIF. GUADALAJARA - ENT. STA. ROSA**
**RUTA: MEX - 023**

**DEL KM: 4+140**
**AL KM: 25+800**

| SALDOS | MUERTOS | HERIDOS | DAÑOS MATERIALES ($) | CAUSAS | CONDUCTOR | PEAO | VEHICULO | CAMINO | GANADO | AATURAL | KILOMETRO |
|---|---|---|---|---|---|---|---|---|---|---|---|
| | 0 | 3 | 48000 | | 2 | 0 | 0 | 0 | 0 | 0 | JN |
| | 0 | 3 | 208000 | | 6 | 0 | 1 | 0 | 0 | 0 | GGGGHNN |
| | 1 | 4 | 119100 | | 4 | 0 | 0 | 3 | 0 | 0 | BGGGGHO |
| | 1 | 2 | 39500 | | 3 | 1 | 0 | 0 | 0 | 0 | FGGH |
| | 0 | 5 | 520000 | | 6 | 0 | 0 | 0 | 0 | 0 | BGGHHN |
| | 0 | 3 | 119500 | | 5 | 0 | 1 | 0 | 0 | 0 | AGGJNN |
| | 0 | 6 | 75000 | | 3 | 0 | 0 | 0 | 0 | 0 | AGG |
| | 0 | 2 | 83000 | | 2 | 0 | 0 | 0 | 0 | 1 | HNN |
| | 1 | 5 | 395000 | | 3 | 1 | 0 | 1 | 0 | 0 | AFHHN |
| | 0 | 2 | 61500 | | 4 | 0 | 1 | 0 | 0 | 0 | GGGHN |
| | 2 | 4 | 157300 | | 4 | 0 | 1 | 1 | 0 | 0 | GGGHJN |
| | 0 | 3 | 15000 | | 0 | 0 | 1 | 0 | 0 | 0 | J |
| | 0 | 0 | 130000 | | 1 | 0 | 1 | 0 | 0 | 0 | BE |
| | 0 | 3 | 80000 | | 1 | 0 | 1 | 0 | 0 | 0 | BG |
| | 1 | 1 | 20000 | | 1 | 0 | 0 | 0 | 0 | 0 | A |
| | 0 | 5 | 40000 | | 2 | 0 | 0 | 0 | 0 | 0 | GN |
| | 0 | 3 | 10000 | | 1 | 0 | 0 | 0 | 0 | 0 | H |
| | 1 | 2 | 87000 | | 3 | 0 | 0 | 0 | 0 | 0 | BGG |
| | 0 | 0 | 177000 | | 6 | 0 | 0 | 0 | 0 | 0 | ABGGGH |
| | 0 | 6 | 65000 | | 2 | 0 | 0 | 0 | 0 | 0 | GG |
| | 0 | 0 | 5500 | | 1 | 0 | 0 | 0 | 0 | 0 | G |
| | 0 | 6 | 79500 | | 3 | 0 | 0 | 0 | 1 | 0 | GHJM |
| | 0 | 0 | 0 | | 0 | 0 | 0 | 0 | 0 | 0 | |
| | 0 | 0 | 0 | | 0 | 0 | 0 | 0 | 0 | 0 | |

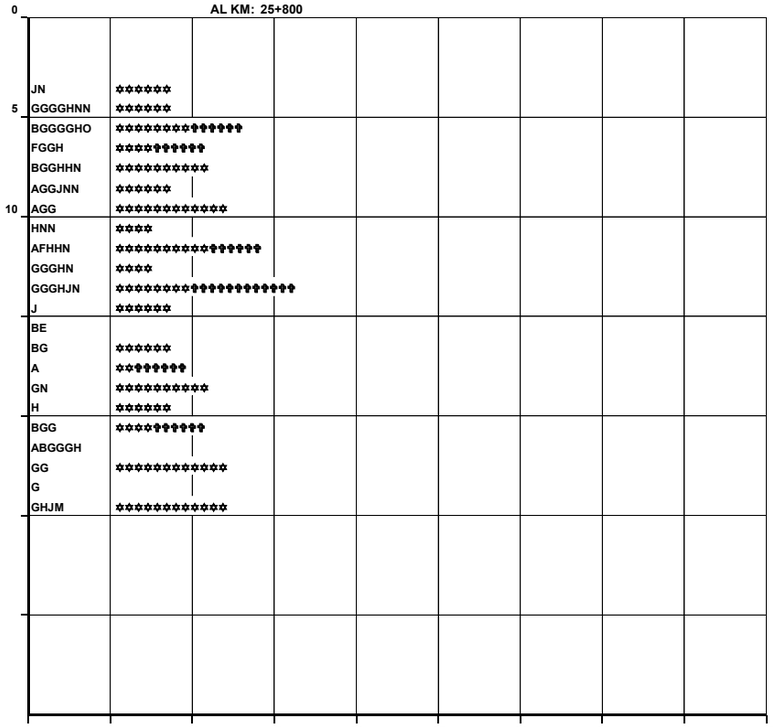


NUMERO Y CLASIFICACION DE ACCIDENTES

**DEL KM:**
**AL KM:**

| MUERTOS | HERIDOS | DAÑOS MATERIALES ($) | CONDUCTOR | PEAO | VEHICULO | CAMINO | GANADO | AATURAL |
|---|---|---|---|---|---|---|---|---|




NUMERO Y CLASIFICACION DE ACCIDENTES

| CLAVE | CLASIFICACION DEL ACCIDENTE | CLAVE | CLASIFICACION DEL ACCIDENTE |
|---|---|---|---|
| A | SALIDA DEL CAMINO | COLISION SOBRE EL CAMINO | |
| | | G | OTRO VEHICULO MOTOR EN TRANSITO |
| SIN COLISION SOBRE EL CAMINO | | H | OTRO VEHICULO MOTOR POR ALCANCE |
| B | VOLCADURA | J | VEHICULO MOTOR ESTACIONADO |
| C | CAIDA DE PASAJERO | K | FERROCARRIL |
| D | INCENDIO | L | BICICLETA |
| E | OTROS | M | ANIMAL |
| COLISION SOBRE EL CAMINO | | N | OBJETO FIJO |
| F | PEATON (ATROPELLAMIENTO) | O | OTROS OBJETOS |

ACCIDENTES EQUIVALENTES A DAÑOS MATERIALES
✝ UN MUERTO = 6 ACCIDENTES
✲ UN HERIDO = 2 ACCIDENTES

# *ACCIDENTES POR KILOMETRO*

## *( 2 0 0 6 )*

**CARRETERA : LAGOS DE MORENO - GUADALAJARA**
**TRAMO: LAGOS DE MORENO - ENT. DER. TONALA**
**RUTA: MEX - 080**

**DEL KM: 0+000**
**AL KM: 35+000**

| SALDOS: MUERTOS | SALDOS: HERIDOS | SALDOS: DAÑOS MATERIALES | CAUSAS: CONDUCTORES | CAUSAS: PEATONES | CAUSAS: VEHICULO | CAUSAS: CAMINO | CAUSAS: GANADO | CAUSAS: NATURAL | KILOMETRO | NUMERO Y CLASIFICACION DE ACCIDENTES | |
|---|---|---|---|---|---|---|---|---|---|---|---|
| 0 | 0 | 0 | 0 | 0 | 0 | 0 | 0 | 0 | 0 | | |
| 0 | 0 | 0 | 0 | 0 | 0 | 0 | 0 | 0 | | | |
| 0 | 0 | 0 | 0 | 0 | 0 | 0 | 0 | 0 | | | |
| 0 | 0 | 0 | 0 | 0 | 0 | 0 | 0 | 0 | | | |
| 0 | 0 | 0 | 0 | 0 | 0 | 0 | 0 | 0 | | | |
| 0 | 0 | 0 | 0 | 0 | 0 | 0 | 0 | 0 | 5 | | |
| 0 | 0 | 0 | 0 | 0 | 0 | 0 | 0 | 0 | | | |
| 0 | 0 | 0 | 0 | 0 | 0 | 0 | 0 | 0 | | | |
| 0 | 0 | 0 | 0 | 0 | 0 | 0 | 0 | 0 | | | |
| 0 | 0 | 0 | 0 | 0 | 0 | 0 | 0 | 0 | | | |
| 0 | 0 | 0 | 0 | 0 | 0 | 0 | 0 | 0 | 10 | | |
| 0 | 0 | 0 | 0 | 0 | 0 | 0 | 0 | 0 | | | |
| 0 | 0 | 0 | 0 | 0 | 0 | 0 | 0 | 0 | | | |
| 0 | 0 | 0 | 0 | 0 | 0 | 0 | 0 | 0 | | | |
| 0 | 3 | 15,000 | 1 | 0 | 0 | 0 | 0 | 0 | | G | ✡✡✡✡✡✡ |
| 0 | 0 | 0 | 0 | 0 | 0 | 0 | 0 | 0 | 15 | | |
| 0 | 0 | 0 | 0 | 0 | 0 | 0 | 0 | 0 | | | |
| 0 | 0 | 0 | 0 | 0 | 0 | 0 | 0 | 0 | | | |
| 0 | 0 | 0 | 0 | 0 | 0 | 0 | 0 | 0 | | | |
| 0 | 0 | 0 | 0 | 0 | 0 | 0 | 0 | 0 | | | |
| 0 | 0 | 0 | 0 | 0 | 0 | 0 | 0 | 0 | 20 | | |
| 0 | 4 | 50,000 | 2 | 0 | 1 | 0 | 0 | 0 | | BGJ | ✡✡✡✡✡✡✡✡ |
| 0 | 0 | 0 | 0 | 0 | 0 | 0 | 0 | 0 | | | |
| 0 | 1 | 435,000 | 2 | 0 | 0 | 0 | 0 | 0 | | GH | ✡✡ |
| 0 | 1 | 88,000 | 1 | 0 | 0 | 0 | 0 | 0 | | H | ✡✡ |
| 0 | 0 | 15,000 | 0 | 0 | 0 | 0 | 0 | 1 | 25 | G | |
| 0 | 0 | 0 | 0 | 0 | 0 | 0 | 0 | 0 | | | |
| 0 | 0 | 0 | 0 | 0 | 0 | 0 | 0 | 0 | | | |
| 1 | 1 | 40,000 | 1 | 0 | 0 | 0 | 0 | 0 | | H | ✡✡✞✞✞✞✞✞ |
| 0 | 0 | 0 | 0 | 0 | 0 | 0 | 0 | 0 | | | |
| 0 | 0 | 35,000 | 1 | 0 | 0 | 0 | 0 | 0 | 30 | J | |
| 0 | 1 | 5,500 | 0 | 0 | 0 | 0 | 0 | 1 | | H | ✡✡ |
| 0 | 0 | 50,000 | 1 | 0 | 0 | 0 | 0 | 0 | | N | |
| 0 | 0 | 0 | 0 | 0 | 0 | 0 | 0 | 0 | | | |
| 0 | 0 | 0 | 0 | 0 | 0 | 0 | 0 | 0 | | | |
| 1 | 3 | 45,000 | 0 | 0 | 0 | 1 | 0 | 0 | 35 | G | ✡✡✡✡✡✡✞✞✞✞✞✞ |

Escala: 0 5 10 15 20 25 30 35 40 45

**NUMERO Y CLASIFICACION DE ACCIDENTES**

**DEL KM: 35+000**
**AL KM: 70+000**

| SALDOS: MUERTOS | SALDOS: HERIDOS | SALDOS: DAÑOS MATERIALES | CAUSAS: CONDUCTORES | CAUSAS: PEATONES | CAUSAS: VEHICULO | CAUSAS: CAMINO | CAUSAS: GANADO | CAUSAS: NATURAL | KILOMETRO | NUMERO Y CLASIFICACION DE ACCIDENTES | |
|---|---|---|---|---|---|---|---|---|---|---|---|
| | | | | | | | | | 35 | | |
| 0 | 0 | 0 | 0 | 0 | 0 | 0 | 0 | 0 | | | |
| 0 | 4 | 50,000 | 3 | 0 | 0 | 0 | 0 | 0 | | NNN | ✡✡✡✡✡✡✡✡ |
| 0 | 0 | 0 | 0 | 0 | 0 | 0 | 0 | 0 | | | |
| 0 | 0 | 43,000 | 2 | 0 | 0 | 0 | 0 | 0 | | GG | |
| 0 | 0 | 30,000 | 1 | 0 | 0 | 0 | 0 | 0 | 40 | G | |
| 0 | 3 | 43,000 | 3 | 0 | 0 | 0 | 0 | 0 | | GGH | ✡✡✡✡✡✡ |
| 0 | 2 | 96,000 | 2 | 0 | 0 | 0 | 0 | 1 | | GHN | ✡✡✡✡ |
| 0 | 1 | 87,000 | 2 | 0 | 0 | 0 | 0 | 0 | | GG | ✡✡ |
| 3 | 1 | 230,000 | 1 | 0 | 0 | 0 | 0 | 0 | | G | ✡✡✞✞✞✞✞✞✞✞✞✞✞✞✞✞✞✞✞✞ |
| 0 | 0 | 0 | 0 | 0 | 0 | 0 | 0 | 0 | 45 | | |
| 0 | 3 | 26,000 | 3 | 0 | 0 | 0 | 0 | 0 | | AGG | ✡✡✡✡✡✡ |
| 0 | 1 | 62,000 | 2 | 0 | 0 | 0 | 0 | 0 | | GH | ✡✡ |
| 0 | 6 | 120,000 | 2 | 0 | 0 | 0 | 0 | 0 | | AG | ✡✡✡✡✡✡✡✡✡✡✡✡ |
| 0 | 4 | 430,000 | 3 | 0 | 0 | 0 | 0 | 0 | | AGH | ✡✡✡✡✡✡✡✡ |
| 0 | 0 | 0 | 0 | 0 | 0 | 0 | 0 | 0 | 50 | | |
| 0 | 0 | 0 | 0 | 0 | 0 | 0 | 0 | 0 | | | |
| 0 | 0 | 0 | 0 | 0 | 0 | 0 | 0 | 0 | | | |
| 0 | 2 | 40,500 | 1 | 0 | 0 | 0 | 0 | 0 | | G | ✡✡✡✡ |
| 0 | 1 | 70,000 | 1 | 0 | 0 | 0 | 0 | 0 | | A | ✡✡ |
| 0 | 0 | 0 | 0 | 0 | 0 | 0 | 0 | 0 | 55 | | |
| 0 | 0 | 30,000 | 1 | 0 | 0 | 0 | 0 | 0 | | G | |
| 0 | 1 | 15,000 | 1 | 0 | 0 | 0 | 0 | 0 | | A | ✡✡ |
| 0 | 2 | 14,000 | 1 | 0 | 0 | 0 | 0 | 0 | | A | ✡✡✡✡ |
| 0 | 0 | 0 | 0 | 0 | 0 | 0 | 0 | 0 | | | |
| 0 | 1 | 20,000 | 1 | 0 | 0 | 0 | 0 | 0 | 60 | G | ✡✡ |
| 0 | 4 | 30,000 | 1 | 0 | 0 | 0 | 0 | 0 | | G | ✡✡✡✡✡✡✡✡ |
| 0 | 0 | 0 | 0 | 0 | 0 | 0 | 0 | 0 | | | |
| 0 | 1 | 84,000 | 2 | 0 | 0 | 0 | 0 | 0 | | AG | ✡✡ |
| 0 | 0 | 0 | 0 | 0 | 0 | 0 | 0 | 0 | | | |
| 0 | 0 | 15,000 | 1 | 0 | 0 | 0 | 0 | 0 | 65 | A | |
| 0 | 0 | 20,000 | 1 | 0 | 0 | 0 | 0 | 0 | | G | |
| 1 | 11 | 507,000 | 5 | 0 | 0 | 0 | 1 | 1 | | AAAGGJM | ✡✡✡✡✡✡✡✡✡✡✡✡✡✡✡✡✡✡✡✡✡✡✞✞✞✞✞✞ |
| 0 | 4 | 400,000 | 2 | 0 | 0 | 0 | 0 | 0 | | AH | ✡✡✡✡✡✡✡✡ |
| 0 | 0 | 0 | 0 | 0 | 0 | 0 | 0 | 0 | | | |
| 0 | 0 | 0 | 0 | 0 | 0 | 0 | 0 | 0 | 70 | | |

Escala: 0 5 10 15 20 25 30 35 40 45

**NUMERO Y CLASIFICACION DE ACCIDENTES**

| CLAVE | CLASIFICACION DEL ACCIDENTE | CLAVE | CLASIFICACION DEL ACCIDENTE |
|---|---|---|---|
| A | SALIDA DEL CAMINO | | COLISION SOBRE EL CAMINO |
| | | G | OTRO VEHICULO MOTOR EN TRANSITO |
| | SIN COLISION SOBRE EL CAMINO | H | OTRO VEHICULO MOTOR POR ALCANCE |
| B | VOLCADURA | J | VEHICULO MOTOR ESTACIONADO |
| C | CAIDA DE PASAJERO | K | FERROCARRIL |
| D | INCENDIO | L | BICICLETA |
| E | OTROS | M | ANIMAL |
| | COLISION SOBRE EL CAMINO | N | OBJETO FIJO |
| F | PEATON (ATROPELLAMIENTO) | O | OTROS OBJETOS |

ACCIDENTES EQUIVALENTES A DAÑOS MATERIALES

✞ UN MUERTO = 6 ACCIDENTES

✡ UN HERIDO = 2 ACCIDENTES

# *ACCIDENTES POR KILOMETRO*
# *( 2 0 0 6 )*

**CARRETERA : LAGOS DE MORENO - GUADALAJARA**
**TRAMO: LAGOS DE MORENO - ENT. DER. TONALA**
**RUTA: MEX - 080**

**DEL KM: 70+000**
**AL KM: 105+000**

| KILOMETRO | MUERTOS | HERIDOS | DAÑOS MATERIALES | CONDUCTOR | PEATONES | VEHICULO | CAMINO | GANADO | NATURAL |
|---|---|---|---|---|---|---|---|---|---|
| 70 | 0 | 0 | 0 | 0 | 0 | 0 | 0 | 0 | 0 |
| | 0 | 5 | 170,000 | 3 | 0 | 0 | 0 | 0 | 0 |
| | 0 | 0 | 35,000 | 1 | 0 | 0 | 0 | 0 | 1 |
| | 0 | 0 | 0 | 0 | 0 | 0 | 0 | 0 | 0 |
| | 0 | 0 | 0 | 0 | 0 | 0 | 0 | 0 | 0 |
| 75 | 0 | 1 | 25,000 | 1 | 0 | 0 | 0 | 0 | 0 |
| | 0 | 0 | 0 | 0 | 0 | 0 | 0 | 0 | 0 |
| | 0 | 1 | 90,000 | 1 | 0 | 0 | 0 | 0 | 0 |
| | 0 | 0 | 0 | 0 | 0 | 0 | 0 | 0 | 0 |
| | 0 | 1 | 300,000 | 1 | 0 | 0 | 0 | 0 | 0 |
| 80 | 0 | 0 | 300,000 | 1 | 0 | 0 | 0 | 0 | 0 |
| | 0 | 0 | 81,000 | 2 | 0 | 0 | 0 | 0 | 0 |
| | 0 | 5 | 130,000 | 3 | 0 | 0 | 0 | 0 | 0 |
| | 0 | 0 | 0 | 0 | 0 | 0 | 0 | 0 | 0 |
| | 0 | 0 | 0 | 0 | 0 | 0 | 0 | 0 | 0 |
| 85 | 0 | 0 | 0 | 0 | 0 | 0 | 0 | 0 | 0 |
| | 0 | 0 | 0 | 0 | 0 | 0 | 0 | 0 | 0 |
| | 0 | 0 | 8,000 | 1 | 0 | 0 | 0 | 0 | 0 |
| | 1 | 0 | 95,000 | 1 | 0 | 0 | 0 | 0 | 0 |
| | 0 | 0 | 0 | 0 | 0 | 0 | 0 | 0 | 0 |
| 90 | 0 | 0 | 0 | 0 | 0 | 0 | 0 | 0 | 0 |
| | 0 | 0 | 0 | 0 | 0 | 0 | 0 | 0 | 0 |
| | 0 | 0 | 500 | 1 | 0 | 0 | 0 | 0 | 0 |
| | 0 | 7 | 290,000 | 3 | 0 | 0 | 0 | 0 | 0 |
| | 0 | 0 | 0 | 0 | 0 | 0 | 0 | 0 | 0 |
| 95 | 0 | 0 | 0 | 0 | 0 | 0 | 0 | 0 | 0 |
| | 0 | 0 | 0 | 0 | 0 | 0 | 0 | 0 | 0 |
| | 0 | 1 | 5,000 | 1 | 0 | 0 | 0 | 0 | 0 |
| | 0 | 0 | 100,000 | 0 | 0 | 0 | 0 | 0 | 1 |
| | 0 | 0 | 0 | 0 | 0 | 0 | 0 | 0 | 0 |
| 100 | 0 | 0 | 35,000 | 0 | 0 | 0 | 0 | 0 | 1 |
| | 0 | 1 | 40,000 | 1 | 0 | 0 | 0 | 0 | 0 |
| | 0 | 0 | 0 | 0 | 0 | 0 | 0 | 0 | 0 |
| | 0 | 0 | 0 | 0 | 0 | 0 | 0 | 0 | 0 |
| | 0 | 0 | 0 | 0 | 0 | 0 | 0 | 0 | 0 |
| 105 | | | | | | | | | |

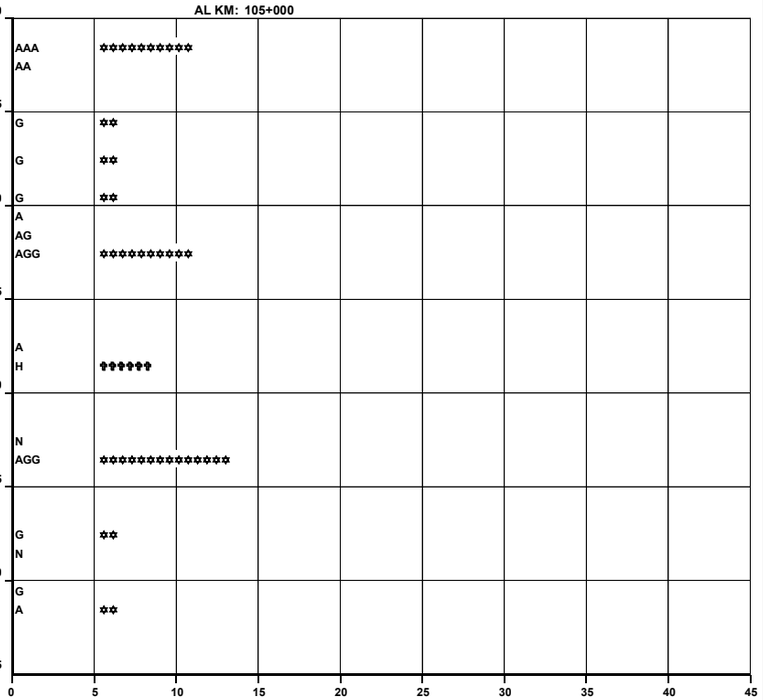


**NUMERO Y CLASIFICACION DE ACCIDENTES**

**DEL KM: 105+000**
**AL KM: 140+000**

| KILOMETRO | MUERTOS | HERIDOS | DAÑOS MATERIALES | CONDUCTOR | PEATONES | VEHICULO | CAMINO | GANADO | NATURAL |
|---|---|---|---|---|---|---|---|---|---|
| 105 | 0 | 0 | 0 | 0 | 0 | 0 | 0 | 0 | 0 |
| | 0 | 0 | 28,000 | 1 | 0 | 0 | 0 | 0 | 0 |
| | 0 | 0 | 0 | 0 | 0 | 0 | 0 | 0 | 0 |
| | 0 | 0 | 0 | 0 | 0 | 0 | 0 | 0 | 0 |
| | 0 | 3 | 50,000 | 1 | 0 | 0 | 0 | 0 | 0 |
| 110 | 0 | 2 | 15,000 | 1 | 0 | 0 | 0 | 0 | 0 |
| | 0 | 2 | 200,000 | 1 | 0 | 1 | 0 | 0 | 0 |
| | 2 | 7 | 145,000 | 6 | 0 | 0 | 0 | 0 | 0 |
| | 1 | 0 | 90,000 | 1 | 0 | 0 | 0 | 0 | 0 |
| | 0 | 0 | 0 | 0 | 0 | 0 | 0 | 0 | 0 |
| 115 | 0 | 0 | 0 | 0 | 0 | 0 | 0 | 0 | 0 |
| | 0 | 0 | 0 | 0 | 0 | 0 | 0 | 0 | 0 |
| | 0 | 0 | 0 | 0 | 0 | 0 | 0 | 0 | 0 |
| | 0 | 0 | 0 | 0 | 0 | 0 | 0 | 0 | 0 |
| | 0 | 0 | 0 | 0 | 0 | 0 | 0 | 0 | 0 |
| 120 | 0 | 0 | 0 | 0 | 0 | 0 | 0 | 0 | 0 |
| | 0 | 0 | 8,000 | 1 | 0 | 0 | 0 | 0 | 0 |
| | 0 | 2 | 72,000 | 2 | 0 | 0 | 0 | 0 | 0 |
| | 0 | 2 | 80,000 | 2 | 0 | 0 | 0 | 0 | 0 |
| | 0 | 0 | 0 | 0 | 0 | 0 | 0 | 0 | 0 |
| 125 | 0 | 0 | 0 | 0 | 0 | 0 | 0 | 0 | 0 |
| | 2 | 4 | 141,000 | 2 | 0 | 0 | 0 | 0 | 0 |
| | 0 | 4 | 50,000 | 2 | 0 | 0 | 0 | 0 | 0 |
| | 0 | 0 | 0 | 0 | 0 | 0 | 0 | 0 | 0 |
| | 0 | 1 | 40,000 | 1 | 0 | 0 | 0 | 0 | 0 |
| 130 | 0 | 1 | 90,000 | 1 | 0 | 1 | 0 | 0 | 0 |
| | 1 | 11 | 83,000 | 3 | 0 | 0 | 0 | 0 | 0 |
| | 0 | 0 | 0 | 0 | 0 | 0 | 0 | 0 | 0 |
| | 0 | 0 | 0 | 0 | 0 | 0 | 0 | 0 | 0 |
| | 0 | 0 | 0 | 0 | 0 | 0 | 0 | 0 | 0 |
| 135 | 0 | 0 | 75,000 | 2 | 0 | 0 | 0 | 0 | 0 |
| | 0 | 5 | 43,000 | 1 | 0 | 0 | 0 | 0 | 0 |
| | 0 | 0 | 0 | 0 | 0 | 0 | 0 | 0 | 0 |
| | 0 | 0 | 0 | 0 | 0 | 0 | 0 | 0 | 0 |
| | 0 | 0 | 7,000 | 0 | 0 | 1 | 0 | 0 | 0 |
| 140 | | | | | | | | | |

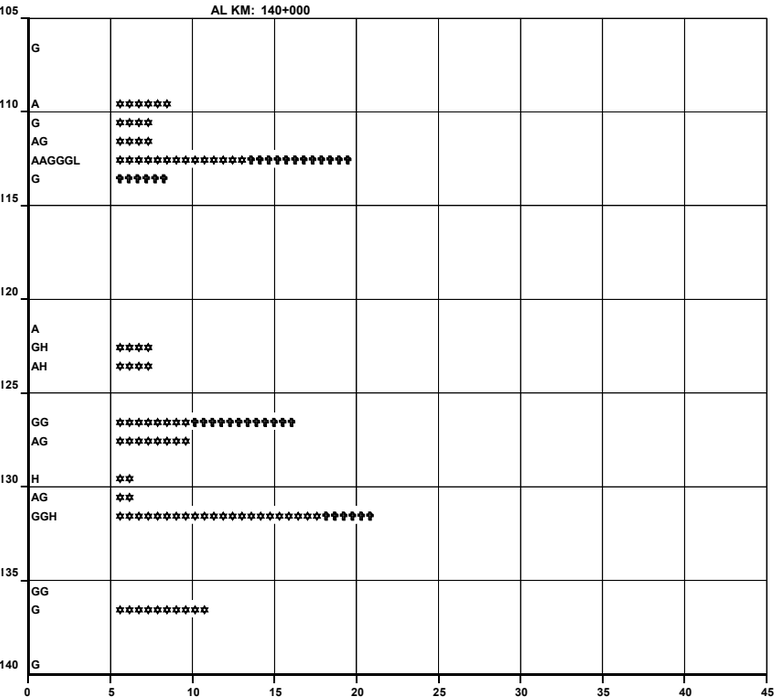


**NUMERO Y CLASIFICACION DE ACCIDENTES**

| CLAVE | CLASIFICACION DEL ACCIDENTE | CLAVE | CLASIFICACION DEL ACCIDENTE |
|---|---|---|---|
| **A** | SALIDA DEL CAMINO | COLISION SOBRE EL CAMINO | |
| | | **G** | OTRO VEHICULO MOTOR EN TRANSITO |
| SIN COLISION SOBRE EL CAMINO | | **H** | OTRO VEHICULO MOTOR POR ALCANCE |
| **B** | VOLCADURA | **J** | VEHICULO MOTOR ESTACIONADO |
| **C** | CAIDA DE PASAJERO | **K** | FERROCARRIL |
| **D** | INCENDIO | **L** | BICICLETA |
| **E** | OTROS | **M** | ANIMAL |
| COLISION SOBRE EL CAMINO | | **N** | OBJETO FIJO |
| **F** | PEATON (ATROPELLAMIENTO) | **O** | OTROS OBJETOS |

ACCIDENTES EQUIVALENTES A DAÑOS MATERIALES
✝ UN MUERTO = 6 ACCIDENTES
✲ UN HERIDO = 2 ACCIDENTES

# *ACCIDENTES POR KILOMETRO*
# *( 2 0 0 6 )*

**CARRETERA : LAGOS DE MORENO - GUADALAJARA**
**TRAMO: LAGOS DE MORENO - ENT. DER. TONALA**
**RUTA: MEX - 080**

**DEL KM: 140+000**
**AL KM: 175+000**

| KILOMETRO | MUERTOS | HERIDOS | DAÑOS MATERIALES | CONDUCTOR | PEATONES | VEHICULO | CAMINO | GANADO | NATURAL | CLAVES |
|---|---|---|---|---|---|---|---|---|---|---|
| 140–141 | 0 | 0 | 25,000 | 1 | 0 | 0 | 0 | 0 | 0 | E |
| 141–142 | 0 | 0 | 0 | 0 | 0 | 0 | 0 | 0 | 0 | |
| 142–143 | 2 | 5 | 45,000 | 1 | 0 | 1 | 0 | 0 | 0 | AN |
| 143–144 | 1 | 5 | 105,000 | 2 | 1 | 0 | 0 | 0 | 0 | ABF |
| 144–145 | 0 | 0 | 110,000 | 2 | 0 | 0 | 0 | 0 | 0 | HH |
| 145–146 | 0 | 0 | 40,000 | 1 | 0 | 0 | 0 | 0 | 0 | B |
| 146–147 | 0 | 2 | 126,000 | 3 | 0 | 0 | 0 | 0 | 0 | AGH |
| 147–148 | 0 | 4 | 50,000 | 1 | 0 | 0 | 0 | 0 | 0 | A |
| 148–149 | 1 | 9 | 195,000 | 2 | 0 | 0 | 1 | 0 | 0 | AGG |
| 149–150 | 0 | 0 | 0 | 0 | 0 | 0 | 0 | 0 | 0 | |
| 150–151 | 0 | 0 | 0 | 0 | 0 | 0 | 0 | 0 | 0 | |
| 151–152 | 0 | 2 | 175,200 | 4 | 0 | 0 | 0 | 0 | 0 | ABGO |
| 152–153 | 0 | 0 | 0 | 0 | 0 | 0 | 0 | 0 | 0 | |
| 153–154 | 0 | 1 | 10,000 | 1 | 0 | 0 | 0 | 0 | 0 | G |
| 154–155 | 0 | 0 | 0 | 0 | 0 | 0 | 0 | 0 | 0 | |
| 155–156 | 0 | 3 | 42,000 | 2 | 0 | 0 | 0 | 0 | 0 | GG |
| 156–157 | 0 | 0 | 33,000 | 2 | 0 | 0 | 0 | 0 | 0 | GH |
| 157–158 | 0 | 0 | 0 | 0 | 0 | 0 | 0 | 0 | 0 | |
| 158–159 | 0 | 0 | 0 | 0 | 0 | 0 | 0 | 0 | 0 | |
| 159–160 | 0 | 1 | 10,000 | 1 | 0 | 0 | 0 | 0 | 0 | H |
| 160–161 | 0 | 0 | 0 | 0 | 0 | 0 | 0 | 0 | 0 | |
| 161–162 | 0 | 4 | 98,000 | 4 | 0 | 0 | 1 | 0 | 0 | AGGGH |
| 162–163 | 0 | 1 | 70,000 | 2 | 0 | 0 | 0 | 0 | 0 | AG |
| 163–164 | 0 | 3 | 126,000 | 2 | 1 | 0 | 0 | 0 | 0 | FGG |
| 164–165 | 0 | 1 | 12,500 | 1 | 0 | 0 | 0 | 0 | 0 | G |
| 165–166 | 0 | 0 | 25,000 | 1 | 0 | 0 | 0 | 0 | 0 | H |
| 166–167 | 0 | 0 | 0 | 0 | 0 | 0 | 0 | 0 | 0 | |
| 167–168 | 0 | 1 | 1,500 | 1 | 0 | 0 | 0 | 0 | 0 | G |
| 168–169 | 0 | 8 | 75,000 | 2 | 0 | 0 | 0 | 0 | 0 | GG |
| 169–170 | 0 | 0 | 0 | 0 | 0 | 0 | 0 | 0 | 0 | |
| 170–171 | 0 | 0 | 100,000 | 1 | 0 | 0 | 0 | 0 | 0 | A |
| 171–172 | 0 | 0 | 55,000 | 1 | 0 | 0 | 0 | 0 | 0 | G |
| 172–173 | 0 | 0 | 140,000 | 1 | 0 | 0 | 0 | 0 | 0 | G |
| 173–174 | 0 | 0 | 0 | 0 | 0 | 0 | 0 | 0 | 0 | |
| 174–175 | 0 | 3 | 50,000 | 1 | 0 | 0 | 0 | 0 | 0 | G |




**DEL KM: 175+000**
**AL KM: 186+000**

| KILOMETRO | MUERTOS | HERIDOS | DAÑOS MATERIALES | CONDUCTOR | PEATONES | VEHICULO | CAMINO | GANADO | NATURAL | CLAVES |
|---|---|---|---|---|---|---|---|---|---|---|
| 175–176 | 0 | 0 | 11,000 | 1 | 0 | 0 | 0 | 0 | 0 | G |
| 176–177 | 0 | 0 | 0 | 0 | 0 | 0 | 0 | 0 | 0 | |
| 177–178 | 0 | 3 | 79,600 | 2 | 0 | 0 | 1 | 0 | 0 | AGG |
| 178–179 | 0 | 3 | 22,000 | 1 | 0 | 0 | 1 | 0 | 0 | GO |
| 179–180 | 0 | 5 | 65,000 | 2 | 0 | 0 | 0 | 0 | 0 | GN |
| 180–181 | 0 | 2 | 26,000 | 2 | 0 | 0 | 1 | 0 | 0 | GJO |
| 181–182 | 0 | 1 | 15,000 | 1 | 0 | 0 | 0 | 0 | 0 | G |
| 182–183 | 0 | 4 | 105,000 | 5 | 0 | 0 | 2 | 0 | 0 | GGGGHNN |
| 183–184 | 0 | 1 | 105,000 | 1 | 0 | 0 | 2 | 0 | 0 | GNO |
| 184–185 | 0 | 2 | 20,000 | 1 | 0 | 0 | 0 | 0 | 0 | G |
| 185–186 | 0 | 0 | 0 | 0 | 0 | 0 | 0 | 0 | 0 | |

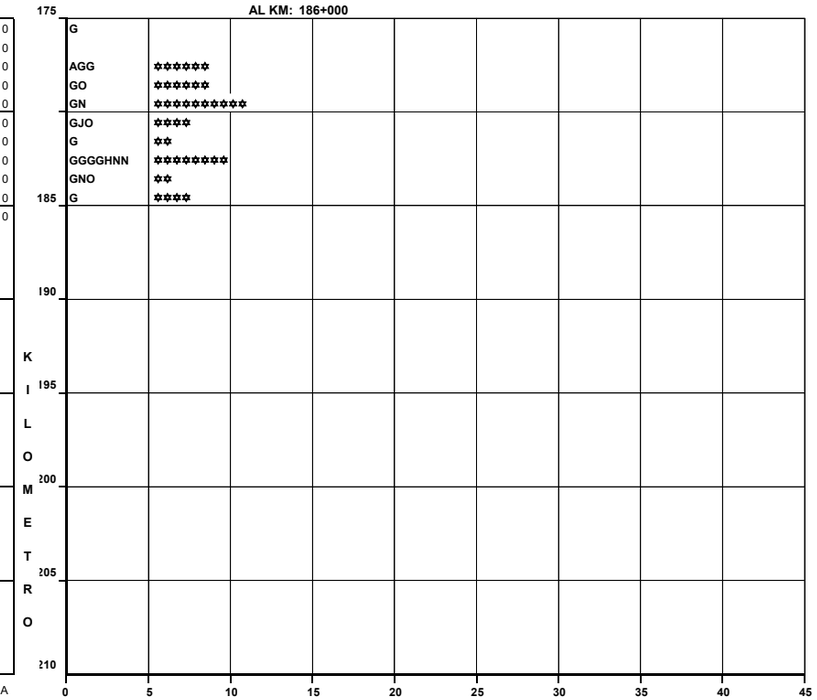


| CLAVE | CLASIFICACION DEL ACCIDENTE | CLAVE | CLASIFICACION DEL ACCIDENTE |
|---|---|---|---|
| A | SALIDA DEL CAMINO | COLISION SOBRE EL CAMINO | |
| | | G | OTRO VEHICULO MOTOR EN TRANSITO |
| SIN COLISION SOBRE EL CAMINO | | H | OTRO VEHICULO MOTOR POR ALCANCE |
| B | VOLCADURA | J | VEHICULO MOTOR ESTACIONADO |
| C | CAIDA DE PASAJERO | K | FERROCARRIL |
| D | INCENDIO | L | BICICLETA |
| E | OTROS | M | ANIMAL |
| COLISION SOBRE EL CAMINO | | N | OBJETO FIJO |
| F | PEATON (ATROPELLAMIENTO) | O | OTROS OBJETOS |

ACCIDENTES EQUIVALENTES A DAÑOS MATERIALES
✝ UN MUERTO = 6 ACCIDENTES
✱ UN HERIDO = 2 ACCIDENTES

# ACCIDENTES POR KILOMETRO
## ( 2 0 0 6 )

**CARRETERA : GUADALAJARA - TEPIC**
**TRAMO: ENT. DER. BASE AEREA N°2 - LIM. EDOS. JAL/NAY**
**RUTA: MEX - 015**

**DEL KM: 7+800**
**AL KM: 35+000**

| KILOMETRO | MUERTOS | HERIDOS | DAÑOS MATERIALES | CONDUCTOR | PEATON | VEHICULO | CAMINO | GANADO | A NATURAL | NUMERO Y CLASIFICACION DE ACCIDENTES |
|---|---|---|---|---|---|---|---|---|---|---|
| 8 | 0 | 0 | 0 | 0 | 0 | 0 | 0 | 0 | 0 | |
| 9 | 0 | 1 | 15,100 | 1 | 0 | 0 | 0 | 0 | 0 | H |
| 10 | 0 | 6 | 115,200 | 6 | 0 | 0 | 2 | 0 | 0 | ABGGGHHN |
| 11 | 0 | 0 | 0 | 0 | 0 | 0 | 0 | 0 | 0 | |
| 12 | 0 | 3 | 127,000 | 2 | 0 | 0 | 0 | 0 | 0 | GG |
| 13 | 0 | 1 | 45,000 | 1 | 0 | 0 | 0 | 0 | 0 | N |
| 14 | 0 | 0 | 15,000 | 1 | 0 | 0 | 0 | 0 | 0 | O |
| 15 | 0 | 0 | 125,000 | 2 | 0 | 0 | 0 | 0 | 0 | GH |
| 16 | 0 | 4 | 264,000 | 5 | 0 | 0 | 0 | 0 | 0 | AAGGG |
| 17 | 0 | 9 | 63,500 | 5 | 0 | 1 | 0 | 0 | 0 | AAGGHO |
| 18 | 1 | 0 | 535,000 | 2 | 0 | 0 | 0 | 0 | 0 | JL |
| 19 | 0 | 2 | 7,000 | 1 | 0 | 0 | 0 | 0 | 0 | O |
| 20 | 0 | 3 | 162,500 | 4 | 0 | 0 | 0 | 0 | 0 | GGGN |
| 21 | 0 | 0 | 0 | 0 | 0 | 0 | 0 | 0 | 0 | |
| 22 | 0 | 4 | 43,500 | 3 | 0 | 0 | 0 | 0 | 0 | BGO |
| 23 | 0 | 0 | 0 | 0 | 0 | 0 | 0 | 0 | 0 | |
| 24 | 0 | 0 | 0 | 0 | 0 | 0 | 0 | 0 | 0 | |
| 25 | 0 | 0 | 0 | 0 | 0 | 0 | 0 | 0 | 0 | |
| 26 | 0 | 1 | 12,000 | 1 | 0 | 0 | 0 | 0 | 0 | H |
| 27 | 0 | 9 | 70,000 | 1 | 0 | 0 | 0 | 0 | 0 | A |
| 28 | 0 | 0 | 0 | 0 | 0 | 0 | 0 | 0 | 0 | |
| 29 | 0 | 3 | 30,000 | 0 | 0 | 0 | 0 | 0 | 1 | N |
| 30 | 0 | 4 | 35,000 | 1 | 0 | 0 | 0 | 0 | 0 | G |
| 31 | 0 | 3 | 28,000 | 1 | 0 | 0 | 0 | 0 | 0 | G |
| 32 | 0 | 0 | 0 | 0 | 0 | 0 | 0 | 0 | 0 | |
| 33 | 0 | 0 | 0 | 0 | 0 | 0 | 0 | 0 | 0 | |
| 34 | 0 | 2 | 5,000 | 1 | 0 | 0 | 0 | 0 | 0 | G |
| 35 | 0 | 0 | 0 | 0 | 0 | 0 | 0 | 0 | 0 | |

SALDOS — CAUSAS — KILOMETRO — NUMERO Y CLASIFICACION DE ACCIDENTES (0 5 10 15 20 25 30 35 40 45)

**DEL KM: 35+000**
**AL KM: 70+000**

| KILOMETRO | MUERTOS | HERIDOS | DAÑOS MATERIALES | CONDUCTOR | PEATON | VEHICULO | CAMINO | GANADO | A NATURAL | NUMERO Y CLASIFICACION DE ACCIDENTES |
|---|---|---|---|---|---|---|---|---|---|---|
| 36 | 0 | 0 | 0 | 0 | 0 | 0 | 0 | 0 | 0 | |
| 37 | 0 | 0 | 0 | 0 | 0 | 0 | 0 | 0 | 0 | |
| 38 | 0 | 0 | 0 | 0 | 0 | 0 | 0 | 0 | 0 | |
| 39 | 0 | 0 | 0 | 0 | 0 | 0 | 0 | 0 | 0 | |
| 40 | 0 | 0 | 0 | 0 | 0 | 0 | 0 | 0 | 0 | |
| 41 | 0 | 0 | 0 | 0 | 0 | 0 | 0 | 0 | 0 | |
| 42 | 0 | 0 | 0 | 0 | 0 | 0 | 0 | 0 | 0 | |
| 43 | 0 | 1 | 30,000 | 1 | 0 | 0 | 0 | 0 | 0 | G |
| 44 | 0 | 0 | 0 | 0 | 0 | 0 | 0 | 0 | 0 | |
| 45 | 0 | 1 | 11,000 | 1 | 0 | 0 | 0 | 0 | 0 | G |
| 46 | 0 | 0 | 0 | 0 | 0 | 0 | 0 | 0 | 0 | |
| 47 | 0 | 1 | 50,000 | 1 | 0 | 0 | 0 | 0 | 0 | G |
| 48 | 0 | 0 | 100,000 | 0 | 0 | 1 | 0 | 0 | 0 | A |
| 49 | 0 | 0 | 0 | 0 | 0 | 0 | 0 | 0 | 0 | |
| 50 | 0 | 1 | 30,000 | 2 | 0 | 0 | 0 | 0 | 0 | GH |
| 51 | 0 | 0 | 0 | 0 | 0 | 0 | 0 | 0 | 0 | |
| 52 | 0 | 3 | 40,000 | 1 | 0 | 0 | 0 | 0 | 0 | G |
| 53 | 0 | 0 | 0 | 0 | 0 | 0 | 0 | 0 | 0 | |
| 54 | 0 | 2 | 50,000 | 1 | 0 | 0 | 0 | 0 | 0 | B |
| 55 | 0 | 3 | 30,000 | 1 | 0 | 0 | 0 | 0 | 0 | A |
| 56 | 0 | 3 | 50,000 | 2 | 0 | 1 | 0 | 0 | 0 | AGG |
| 57 | 0 | 0 | 0 | 0 | 0 | 0 | 0 | 0 | 0 | |
| 58 | 0 | 0 | 0 | 0 | 0 | 0 | 0 | 0 | 0 | |
| 59 | 0 | 0 | 0 | 0 | 0 | 0 | 0 | 0 | 0 | |
| 60 | 0 | 0 | 0 | 0 | 0 | 0 | 0 | 0 | 0 | |
| 61 | 0 | 0 | 0 | 0 | 0 | 0 | 0 | 0 | 0 | |
| 62 | 6 | 4 | 280,000 | 1 | 0 | 0 | 0 | 0 | 0 | G |
| 63 | 0 | 0 | 12,000 | 1 | 0 | 0 | 0 | 0 | 0 | H |
| 64 | 1 | 0 | 10,000 | 1 | 0 | 0 | 0 | 0 | 0 | A |
| 65 | 0 | 0 | 0 | 0 | 0 | 0 | 0 | 0 | 0 | |
| 66 | 0 | 0 | 0 | 0 | 0 | 0 | 0 | 0 | 0 | |
| 67 | 0 | 0 | 0 | 0 | 0 | 0 | 0 | 0 | 0 | |
| 68 | 2 | 2 | 80,000 | 0 | 0 | 0 | 0 | 0 | 1 | A |
| 69 | 0 | 0 | 0 | 0 | 0 | 0 | 0 | 0 | 0 | |
| 70 | 0 | 0 | 0 | 0 | 0 | 0 | 0 | 0 | 0 | |

SALDOS — CAUSAS — KILOMETRO — NUMERO Y CLASIFICACION DE ACCIDENTES (0 5 10 15 20 25 30 35 40 45)

| CLAVE | CLASIFICACION DEL ACCIDENTE | CLAVE | CLASIFICACION DEL ACCIDENTE |
|---|---|---|---|
| A | SALIDA DEL CAMINO | | COLISION SOBRE EL CAMINO |
| | | G | OTRO VEHICULO MOTOR EN TRANSITO |
| | SIN COLISION SOBRE EL CAMINO | H | OTRO VEHICULO MOTOR POR ALCANCE |
| B | VOLCADURA | J | VEHICULO MOTOR ESTACIONADO |
| C | CAIDA DE PASAJERO | K | FERROCARRIL |
| D | INCENDIO | L | BICICLETA |
| E | OTROS | M | ANIMAL |
| | COLISION SOBRE EL CAMINO | N | OBJETO FIJO |
| F | PEATON (ATROPELLAMIENTO) | O | OTROS OBJETOS |

ACCIDENTES EQUIVALENTES A DAÑOS MATERIALES
✞ UN MUERTO = 6 ACCIDENTES
✡ UN HERIDO = 2 ACCIDENTES

# *ACCIDENTES POR KILOMETRO*
# *( 2 0 0 6 )*

**CARRETERA : GUADALAJARA - TEPIC**
**TRAMO: ENT. DER. BASE AEREA N°2 - LIM. EDOS. JAL/NAY**
**RUTA: MEX - 015**

**DEL KM: 70+000**
**AL KM: 105+000**

| SALDOS | MUERTOS | HERIDOS | DAÑOS MATERIALES | CAUSAS | CONDUCTOR | PEAO | VEHICULO | CAMINO | GANADO | ANATURAL |
|---|---|---|---|---|---|---|---|---|---|---|
| 70–75 | 0 | 1 | 60,000 | | 1 | 0 | 0 | 0 | 0 | 0 |
| | 0 | 0 | 0 | | 0 | 0 | 0 | 0 | 0 | 0 |
| | 0 | 1 | 53,000 | | 2 | 0 | 0 | 0 | 0 | 0 |
| | 0 | 0 | 0 | | 0 | 0 | 0 | 0 | 0 | 0 |
| | 0 | 0 | 0 | | 0 | 0 | 0 | 0 | 0 | 0 |
| 75–80 | 0 | 0 | 0 | | 0 | 0 | 0 | 0 | 0 | 0 |
| | 0 | 1 | 15,500 | | 1 | 0 | 0 | 0 | 0 | 0 |
| | 0 | 2 | 15,000 | | 1 | 0 | 0 | 0 | 0 | 0 |
| | 0 | 0 | 0 | | 0 | 0 | 0 | 0 | 0 | 0 |
| | 0 | 0 | 0 | | 0 | 0 | 0 | 0 | 0 | 0 |
| 80–85 | 0 | 2 | 1,000 | | 1 | 0 | 0 | 0 | 0 | 0 |
| | 0 | 0 | 0 | | 0 | 0 | 0 | 0 | 0 | 0 |
| | 0 | 0 | 0 | | 0 | 0 | 0 | 0 | 0 | 0 |
| | 0 | 0 | 30,000 | | 1 | 0 | 0 | 0 | 0 | 0 |
| | 0 | 0 | 30,000 | | 1 | 0 | 0 | 0 | 0 | 0 |
| 85–90 | 0 | 0 | 0 | | 0 | 0 | 0 | 0 | 0 | 0 |
| | 0 | 0 | 0 | | 0 | 0 | 0 | 0 | 0 | 0 |
| | 0 | 0 | 0 | | 0 | 0 | 0 | 0 | 0 | 0 |
| | 1 | 0 | 95,000 | | 2 | 0 | 0 | 0 | 0 | 0 |
| | 0 | 1 | 10,000 | | 0 | 0 | 0 | 0 | 0 | 1 |
| 90–95 | 3 | 2 | 35,000 | | 1 | 0 | 0 | 0 | 0 | 0 |
| | 0 | 0 | 0 | | 0 | 0 | 0 | 0 | 0 | 0 |
| | 0 | 0 | 0 | | 0 | 0 | 0 | 0 | 0 | 0 |
| | 0 | 0 | 15,000 | | 1 | 0 | 0 | 0 | 0 | 0 |
| | 0 | 0 | 0 | | 0 | 0 | 0 | 0 | 0 | 0 |
| 95–100 | 0 | 0 | 0 | | 0 | 0 | 0 | 0 | 0 | 0 |
| | 0 | 0 | 0 | | 0 | 0 | 0 | 0 | 0 | 0 |
| | 1 | 0 | 100,000 | | 1 | 0 | 0 | 0 | 0 | 0 |
| | 0 | 0 | 0 | | 0 | 0 | 0 | 0 | 0 | 0 |
| | 0 | 0 | 0 | | 0 | 0 | 0 | 0 | 0 | 0 |
| 100–105 | 0 | 0 | 0 | | 0 | 0 | 0 | 0 | 0 | 0 |
| | 1 | 4 | 45,000 | | 1 | 0 | 0 | 0 | 0 | 0 |
| | 0 | 0 | 0 | | 0 | 0 | 0 | 0 | 0 | 0 |
| | 0 | 0 | 0 | | 0 | 0 | 0 | 0 | 0 | 0 |
| | 0 | 0 | 0 | | 0 | 0 | 0 | 0 | 0 | 0 |

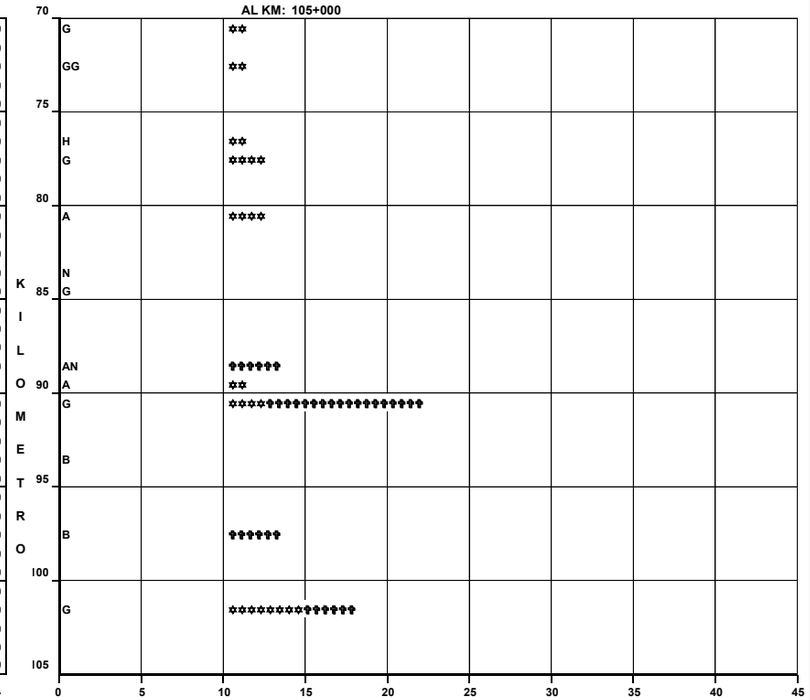


**DEL KM: 105+000**
**AL KM: 123+060**

| SALDOS | MUERTOS | HERIDOS | DAÑOS MATERIALES | CAUSAS | CONDUCTOR | PEAO | VEHICULO | CAMINO | GANADO | ANATURAL |
|---|---|---|---|---|---|---|---|---|---|---|
| 105–110 | 0 | 2 | 15,000 | | 1 | 0 | 0 | 0 | 0 | 0 |
| | 2 | 4 | 375,000 | | 2 | 0 | 0 | 0 | 0 | 0 |
| | 0 | 0 | 71,000 | | 1 | 0 | 1 | 0 | 0 | 0 |
| | 0 | 0 | 0 | | 0 | 0 | 0 | 0 | 0 | 0 |
| | 0 | 0 | 0 | | 0 | 0 | 0 | 0 | 0 | 0 |
| 110–115 | 0 | 0 | 0 | | 0 | 0 | 0 | 0 | 0 | 0 |
| | 0 | 0 | 70,000 | | 1 | 0 | 0 | 0 | 0 | 0 |
| | 0 | 0 | 300,000 | | 0 | 0 | 0 | 0 | 1 | 0 |
| | 0 | 0 | 0 | | 0 | 0 | 0 | 0 | 0 | 0 |
| | 0 | 0 | 0 | | 0 | 0 | 0 | 0 | 0 | 0 |
| 115–120 | 0 | 0 | 0 | | 0 | 0 | 0 | 0 | 0 | 0 |
| | 0 | 0 | 0 | | 0 | 0 | 0 | 0 | 0 | 0 |
| | 0 | 0 | 0 | | 0 | 0 | 0 | 0 | 0 | 0 |
| | 0 | 0 | 0 | | 0 | 0 | 0 | 0 | 0 | 0 |
| | 0 | 0 | 0 | | 0 | 0 | 0 | 0 | 0 | 0 |
| 120–125 | 0 | 0 | 0 | | 0 | 0 | 0 | 0 | 0 | 0 |
| | 0 | 0 | 0 | | 0 | 0 | 0 | 0 | 0 | 0 |
| | 0 | 0 | 0 | | 0 | 0 | 0 | 0 | 0 | 0 |
| 125–130 | | | | | | | | | | |
| 130–135 | | | | | | | | | | |
| 135–140 | | | | | | | | | | |

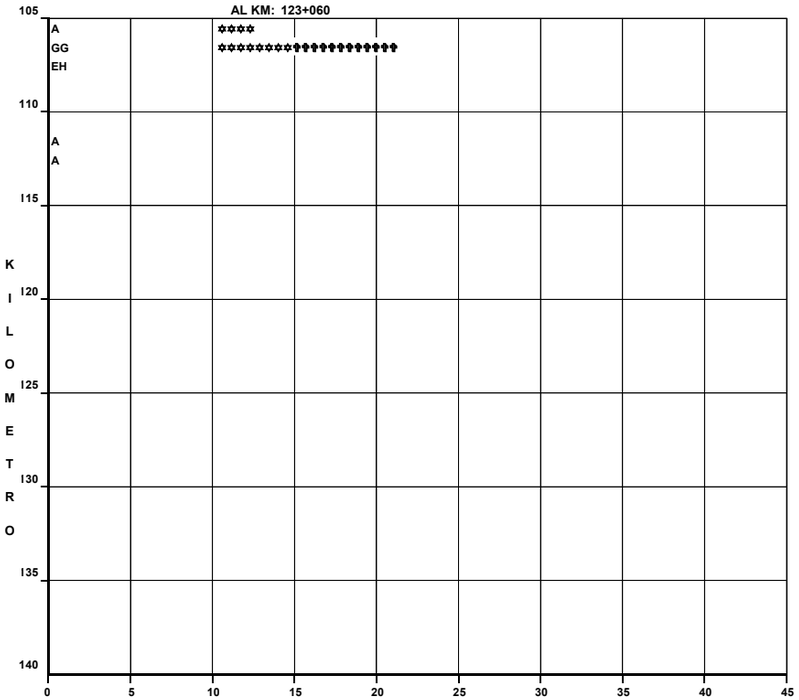


| CLAVE | CLASIFICACION DEL ACCIDENTE | CLAVE | CLASIFICACION DEL ACCIDENTE |
|---|---|---|---|
| | | COLISION SOBRE EL CAMINO | |
| A | SALIDA DEL CAMINO | G | OTRO VEHICULO MOTOR EN TRANSITO |
| | | H | OTRO VEHICULO MOTOR POR ALCANCE |
| SIN COLISION SOBRE EL CAMINO | | J | VEHICULO MOTOR ESTACIONADO |
| B | VOLCADURA | K | FERROCARRIL |
| C | CAIDA DE PASAJERO | L | BICICLETA |
| D | INCENDIO | M | ANIMAL |
| E | OTROS | N | OBJETO FIJO |
| COLISION SOBRE EL CAMINO | | O | OTROS OBJETOS |
| F | PEATON (ATROPELLAMIENTO) | | |

ACCIDENTES EQUIVALENTES A DAÑOS MATERIALES
✝ UN MUERTO = 6 ACCIDENTES
✲ UN HERIDO = 2 ACCIDENTES

# *ACCIDENTES POR KILOMETRO*
# *( 2 0 0 6 )*

**CARRETERA : IRAPUATO - GUADALAJARA**
**TRAMO: LIM. EDOS GTO/JAL - ENT. DER. ZAPOTLANEJO.**
**RUTA: MEX - 090**

**DEL KM: 97+000**
**AL KM: 105+000**

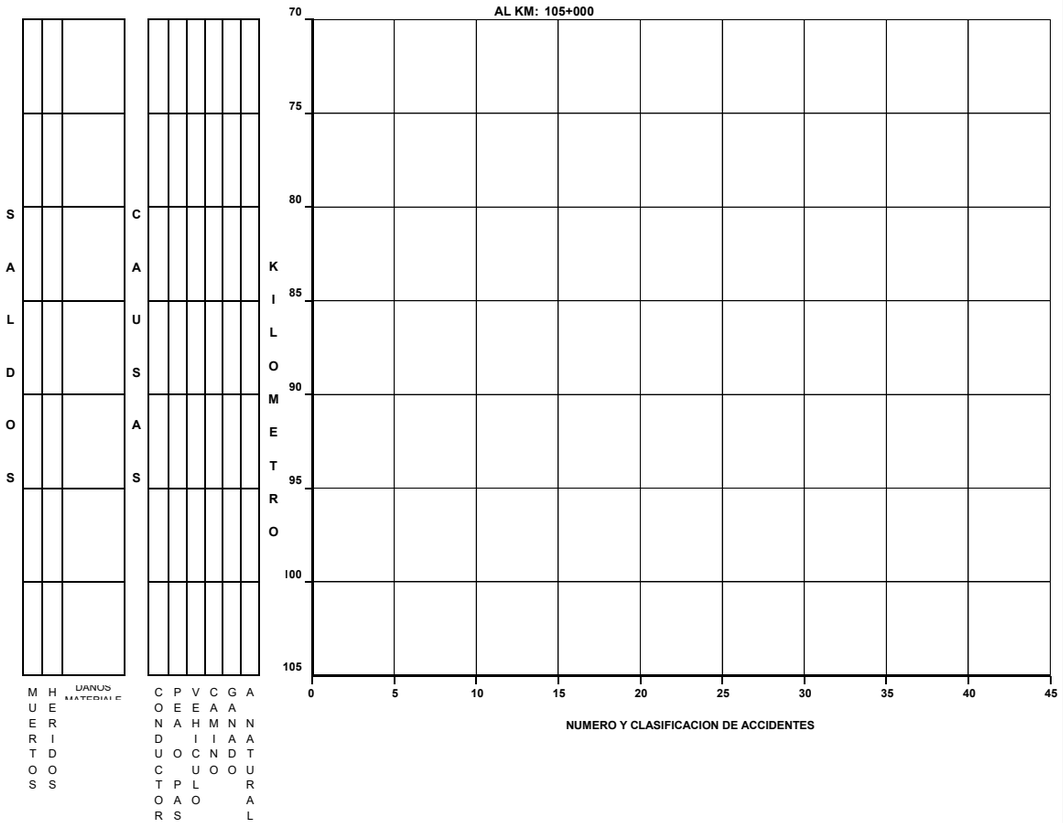


**DEL KM: 105+000**
**AL KM: 140+000**

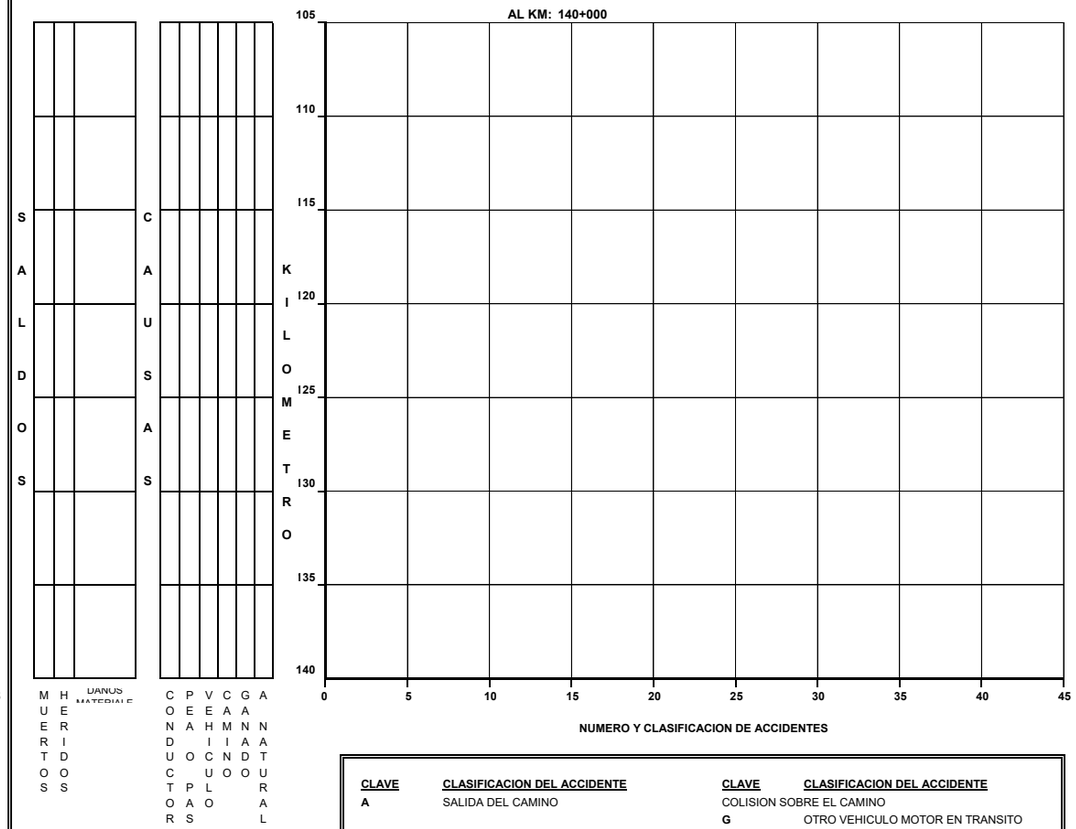


| CLAVE | CLASIFICACION DEL ACCIDENTE | CLAVE | CLASIFICACION DEL ACCIDENTE |
|---|---|---|---|
| | | COLISION SOBRE EL CAMINO | |
| A | SALIDA DEL CAMINO | G | OTRO VEHICULO MOTOR EN TRANSITO |
| | | H | OTRO VEHICULO MOTOR POR ALCANCE |
| SIN COLISION SOBRE EL CAMINO | | J | VEHICULO MOTOR ESTACIONADO |
| B | VOLCADURA | K | FERROCARRIL |
| C | CAIDA DE PASAJERO | L | BICICLETA |
| D | INCENDIO | M | ANIMAL |
| E | OTROS | N | OBJETO FIJO |
| COLISION SOBRE EL CAMINO | | O | OTROS OBJETOS |
| F | PEATON (ATROPELLAMIENTO) | | |

ACCIDENTES EQUIVALENTES A DAÑOS MATERIALES
✝ UN MUERTO = 6 ACCIDENTES
✱ UN HERIDO = 2 ACCIDENTES

# *ACCIDENTES POR KILOMETRO*
# *( 2 0 0 6 )*

**CARRETERA : IRAPUATO - GUADALAJARA**
**TRAMO: LIM. EDOS GTO/JAL - ENT. DER. ZAPOTLANEJO.**
**RUTA: MEX - 090**

**DEL KM: 140+000**
**AL KM: 175+000**

| KILOMETRO | SALDOS MUERTOS | SALDOS HERIDOS | SALDOS DAÑOS MATERIALES | CAUSAS CONDUCTOR | CAUSAS PEAO | CAUSAS VEHICULO | CAUSAS CAMINO | CAUSAS GANADO | CAUSAS NATURAL |
|---|---|---|---|---|---|---|---|---|---|
| 140-145 | 0 | 0 | 0 | 0 | 0 | 0 | 0 | 0 | 0 |
| 145-150 | 0 | 0 | 0 | 0 | 0 | 0 | 0 | 0 | 0 |
| 150-155 | 0 | 0 | 0 | 0 | 0 | 0 | 0 | 0 | 0 |
| 155-160 | 0 | 0 | 0 | 0 | 0 | 0 | 0 | 0 | 0 |
| 160-165 | 1 | 2 | 35,000 | 1 | 0 | 0 | 0 | 0 | 0 |
| 165-170 | 0 | 3 | 30,000 | 0 | 0 | 0 | 0 | 0 | 0 |
| 170-175 | 0 | 1 | 25,000 | 0 | 0 | 0 | 0 | 0 | 0 |

NUMERO Y CLASIFICACION DE ACCIDENTES

**DEL KM: 175+000**
**AL KM: 210+000**

| KILOMETRO | SALDOS MUERTOS | SALDOS HERIDOS | SALDOS DAÑOS MATERIALES | CAUSAS CONDUCTOR | CAUSAS PEAO | CAUSAS VEHICULO | CAUSAS CAMINO | CAUSAS GANADO | CAUSAS NATURAL | CLASIFICACION DEL ACCIDENTE |
|---|---|---|---|---|---|---|---|---|---|---|
| 175-180 | 0 | 0 | 0 | 0 | 0 | 0 | 0 | 0 | 0 | |
| 180-185 | 0 | 0 | 0 | 0 | 0 | 0 | 0 | 0 | 0 | |
| 185-190 | 0 | 0 | 0 | 0 | 0 | 0 | 0 | 0 | 0 | |
| 190-195 | 0 | 0 | 0 | 1 | 0 | 0 | 0 | 0 | 0 | A ✡✡ / A |
| 195-200 | 0 | 0 | 0 | 0 | 1 | 0 | 0 | 0 | 0 | G ✡✡✡✡ |
| 200-205 | 0 | 0 | 0 | 1 | 1 | 0 | 0 | 0 | 0 | B ✡✡✡✡✡✡✡✡✡✡ / FJ ✡✡✡✡✡✡✡✡✡✡ |
| 205-210 | 0 | 0 | 0 | 1 | 1 | 0 | 0 | 0 | 0 | G ✡✡✡✡✡✡ / B ✡✡✡✡✡✡✡✡ |
| 210-215 | 0 | 0 | 0 | 1 | 2 | 0 | 0 | 0 | 0 | G ✡✡ / AA ✡✡✡✡✡✡ |

NUMERO Y CLASIFICACION DE ACCIDENTES

| CLAVE | CLASIFICACION DEL ACCIDENTE | CLAVE | CLASIFICACION DEL ACCIDENTE |
|---|---|---|---|
| | | COLISION SOBRE EL CAMINO | |
| A | SALIDA DEL CAMINO | G | OTRO VEHICULO MOTOR EN TRANSITO |
| | | H | OTRO VEHICULO MOTOR POR ALCANCE |
| SIN COLISION SOBRE EL CAMINO | | J | VEHICULO MOTOR ESTACIONADO |
| B | VOLCADURA | K | FERROCARRIL |
| C | CAIDA DE PASAJERO | L | BICICLETA |
| D | INCENDIO | M | ANIMAL |
| E | OTROS | N | OBJETO FIJO |
| COLISION SOBRE EL CAMINO | | O | OTROS OBJETOS |
| F | PEATON (ATROPELLAMIENTO) | | |

ACCIDENTES EQUIVALENTES A DAÑOS MATERIALES
✝ UN MUERTO = 6 ACCIDENTES
✡ UN HERIDO = 2 ACCIDENTES

# *ACCIDENTES POR KILOMETRO*
# *( 2 0 0 6 )*

**CARRETERA : IRAPUATO - GUADALAJARA**
**TRAMO: LIM. EDOS GTO/JAL - ENT. DER. ZAPOTLANEJO.**
**RUTA: MEX - 090**

**DEL KM: 210+000**
**AL KM: 217+000**

| SALDOS | MUERTOS | HERIDOS | DAÑOS MATERIAL | CAUSAS | CONDUCTOR | PEAO | VEHICULO | CAMINO | GANADO | AN. NATURAL |
|---|---|---|---|---|---|---|---|---|---|---|
| | 0 | 0 | 0 | | 0 | 0 | 0 | 0 | 0 | 0 |
| | 0 | 0 | 0 | | 0 | 0 | 0 | 0 | 0 | 0 |
| | 0 | 1 | 25,000 | | 1 | 0 | 0 | 0 | 0 | 0 |
| | 0 | 0 | 0 | | 0 | 0 | 0 | 0 | 0 | 0 |
| | 0 | 5 | 130,000 | | 2 | 0 | 1 | 0 | 0 | 0 |

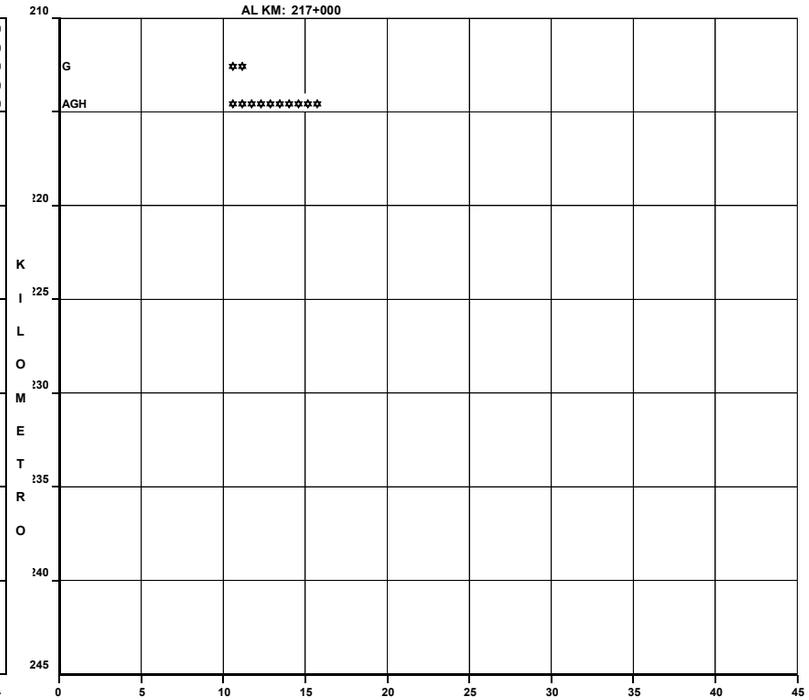


**DEL KM:**
**AL KM:**

| SALDOS | MUERTOS | HERIDOS | DAÑOS MATERIAL | CAUSAS | CONDUCTOR | PEAO | VEHICULO | CAMINO | GANADO | AN. NATURAL |
|---|---|---|---|---|---|---|---|---|---|---|

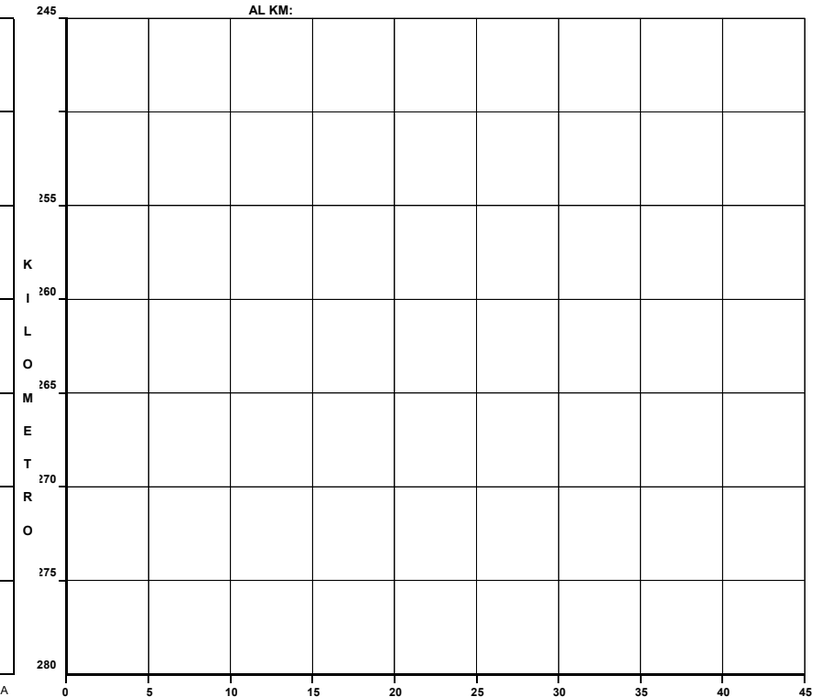


| CLAVE | CLASIFICACION DEL ACCIDENTE | CLAVE | CLASIFICACION DEL ACCIDENTE |
|---|---|---|---|
| A | SALIDA DEL CAMINO | COLISION SOBRE EL CAMINO | |
| | | G | OTRO VEHICULO MOTOR EN TRANSITO |
| SIN COLISION SOBRE EL CAMINO | | H | OTRO VEHICULO MOTOR POR ALCANCE |
| B | VOLCADURA | J | VEHICULO MOTOR ESTACIONADO |
| C | CAIDA DE PASAJERO | K | FERROCARRIL |
| D | INCENDIO | L | BICICLETA |
| E | OTROS | M | ANIMAL |
| COLISION SOBRE EL CAMINO | | N | OBJETO FIJO |
| F | PEATON (ATROPELLAMIENTO) | O | OTROS OBJETOS |

ACCIDENTES EQUIVALENTES A DAÑOS MATERIALES
✝ UN MUERTO = 6 ACCIDENTES
✲ UN HERIDO = 2 ACCIDENTES

# *ACCIDENTES POR KILOMETRO*
# *( 2 0 0 6 )*

**CARRETERA : JIQUILPAN - GUADALAJARA**
**TRAMO: LIM. EDOS MICH/JAL - GUADALAJARA**
**RUTA: MEX - 015**

**DEL KM: 36+110**
**AL KM: 70+000**

| SALDOS KILOMETRO | MUERTOS | HERIDOS | DAÑOS MATERIALES | CONDUCTOR | PEAOS | VEHICULO | CAMINO | GANADO | ANATURAL | CLAVES |
|---|---|---|---|---|---|---|---|---|---|---|
| 35–40 | 1 | 0 | 8,000 | 0 | 1 | 0 | 0 | 0 | 0 | F |
| | 0 | 0 | 0 | 0 | 0 | 0 | 0 | 0 | 0 | |
| | 0 | 0 | 0 | 0 | 0 | 0 | 0 | 0 | 0 | |
| | 0 | 0 | 0 | 0 | 0 | 0 | 0 | 0 | 0 | |
| | 0 | 0 | 0 | 0 | 0 | 0 | 0 | 0 | 0 | |
| 40–45 | 0 | 0 | 0 | 0 | 0 | 0 | 0 | 0 | 0 | |
| | 0 | 0 | 0 | 0 | 0 | 0 | 0 | 0 | 0 | |
| | 1 | 0 | 25,000 | 1 | 0 | 0 | 0 | 0 | 0 | A |
| | 0 | 1 | 20,000 | 1 | 0 | 0 | 0 | 0 | 0 | G |
| | 0 | 0 | 70,000 | 2 | 0 | 0 | 0 | 0 | 0 | AG |
| 45–50 | 0 | 0 | 0 | 0 | 0 | 0 | 0 | 0 | 0 | |
| | 0 | 0 | 0 | 0 | 0 | 0 | 0 | 0 | 0 | |
| | 0 | 0 | 0 | 0 | 0 | 0 | 0 | 0 | 0 | |
| | 0 | 0 | 0 | 0 | 0 | 0 | 0 | 0 | 0 | |
| | 0 | 0 | 0 | 0 | 0 | 0 | 0 | 0 | 0 | |
| 50–55 | 0 | 0 | 0 | 0 | 0 | 0 | 0 | 0 | 0 | |
| | 0 | 1 | 62,500 | 1 | 0 | 0 | 0 | 0 | 0 | G |
| | 0 | 0 | 0 | 0 | 0 | 0 | 0 | 0 | 0 | |
| | 0 | 1 | 2,000 | 0 | 1 | 0 | 0 | 0 | 0 | F |
| | 0 | 0 | 0 | 0 | 0 | 0 | 0 | 0 | 0 | |
| 55–60 | 0 | 0 | 0 | 0 | 0 | 0 | 0 | 0 | 0 | |
| | 0 | 0 | 0 | 0 | 0 | 0 | 0 | 0 | 0 | |
| | 0 | 0 | 0 | 0 | 0 | 0 | 0 | 0 | 0 | |
| | 0 | 0 | 0 | 0 | 0 | 0 | 0 | 0 | 0 | |
| | 0 | 0 | 0 | 0 | 0 | 0 | 0 | 0 | 0 | |
| 60–65 | 2 | 6 | 75,000 | 2 | 0 | 0 | 0 | 0 | 0 | AA |
| | 0 | 0 | 40,000 | 1 | 0 | 0 | 0 | 0 | 0 | G |
| | 0 | 0 | 0 | 0 | 0 | 0 | 0 | 0 | 0 | |
| | 0 | 0 | 0 | 0 | 0 | 0 | 0 | 0 | 0 | |
| | 0 | 0 | 0 | 0 | 0 | 0 | 0 | 0 | 0 | |
| 65–70 | 0 | 1 | 15,000 | 1 | 0 | 0 | 0 | 0 | 0 | A |
| | 0 | 0 | 0 | 0 | 0 | 0 | 0 | 0 | 0 | |
| | 0 | 3 | 20,000 | 1 | 0 | 0 | 0 | 0 | 1 | AA |
| | 0 | 0 | 0 | 0 | 0 | 0 | 0 | 0 | 0 | |
| | 0 | 0 | 0 | 0 | 0 | 0 | 0 | 0 | 0 | |

NUMERO Y CLASIFICACION DE ACCIDENTES

**DEL KM: 70+000**
**AL KM: 105+000**

| SALDOS KILOMETRO | MUERTOS | HERIDOS | DAÑOS MATERIALES | CONDUCTOR | PEAOS | VEHICULO | CAMINO | GANADO | ANATURAL | CLAVES |
|---|---|---|---|---|---|---|---|---|---|---|
| 70–75 | 0 | 2 | 15,500 | 1 | 0 | 0 | 0 | 0 | 0 | G |
| | 0 | 2 | 45,000 | 1 | 0 | 0 | 0 | 0 | 0 | G |
| | 0 | 0 | 0 | 0 | 0 | 0 | 0 | 0 | 0 | |
| | 0 | 0 | 0 | 0 | 0 | 0 | 0 | 0 | 0 | |
| | 0 | 0 | 0 | 0 | 0 | 0 | 0 | 0 | 0 | |
| 75–80 | 0 | 0 | 0 | 0 | 0 | 0 | 0 | 0 | 0 | |
| | 0 | 0 | 0 | 0 | 0 | 0 | 0 | 0 | 0 | |
| | 0 | 0 | 0 | 0 | 0 | 0 | 0 | 0 | 0 | |
| | 0 | 0 | 150,000 | 0 | 0 | 0 | 0 | 0 | 1 | N |
| | 0 | 0 | 0 | 0 | 0 | 0 | 0 | 0 | 0 | |
| 80–85 | 0 | 0 | 0 | 0 | 0 | 0 | 0 | 0 | 0 | |
| | 4 | 16 | 770,000 | 2 | 0 | 0 | 0 | 0 | 0 | AG |
| | 0 | 0 | 0 | 0 | 0 | 0 | 0 | 0 | 0 | |
| | 0 | 0 | 0 | 0 | 0 | 0 | 0 | 0 | 0 | |
| | 1 | 2 | 70,000 | 1 | 0 | 0 | 0 | 0 | 0 | G |
| 85–90 | 0 | 0 | 0 | 0 | 0 | 0 | 0 | 0 | 0 | |
| | 0 | 0 | 0 | 0 | 0 | 0 | 0 | 0 | 0 | |
| | 0 | 0 | 0 | 0 | 0 | 0 | 0 | 0 | 0 | |
| | 0 | 0 | 0 | 0 | 0 | 0 | 0 | 0 | 0 | |
| | 0 | 0 | 0 | 0 | 0 | 0 | 0 | 0 | 0 | |
| 90–95 | 0 | 0 | 0 | 0 | 0 | 0 | 0 | 0 | 0 | |
| | 1 | 1 | 37,000 | 1 | 0 | 0 | 0 | 0 | 0 | G |
| | 0 | 0 | 0 | 0 | 0 | 0 | 0 | 0 | 0 | |
| | 0 | 0 | 0 | 0 | 0 | 0 | 0 | 0 | 0 | |
| | 0 | 0 | 0 | 0 | 0 | 0 | 0 | 0 | 0 | |
| 95–100 | 0 | 0 | 0 | 0 | 0 | 0 | 0 | 0 | 0 | |
| | 0 | 0 | 0 | 0 | 0 | 0 | 0 | 0 | 0 | |
| | 0 | 0 | 0 | 0 | 0 | 0 | 0 | 0 | 0 | |
| | 0 | 0 | 0 | 0 | 0 | 0 | 0 | 0 | 0 | |
| | 0 | 0 | 0 | 0 | 0 | 0 | 0 | 0 | 0 | |
| 100–105 | 0 | 1 | 31,500 | 1 | 0 | 0 | 0 | 0 | 0 | G |
| | 0 | 0 | 0 | 0 | 0 | 0 | 0 | 0 | 0 | |
| | 0 | 0 | 0 | 0 | 0 | 0 | 0 | 0 | 0 | |
| | 0 | 0 | 0 | 0 | 0 | 0 | 0 | 0 | 0 | |
| | 0 | 0 | 0 | 0 | 0 | 0 | 0 | 0 | 0 | |

NUMERO Y CLASIFICACION DE ACCIDENTES

| CLAVE | CLASIFICACION DEL ACCIDENTE | CLAVE | CLASIFICACION DEL ACCIDENTE |
|---|---|---|---|
| | | COLISION SOBRE EL CAMINO | |
| | | G | OTRO VEHICULO MOTOR EN TRANSITO |
| SIN COLISION SOBRE EL CAMINO | | H | OTRO VEHICULO MOTOR POR ALCANCE |
| B | VOLCADURA | J | VEHICULO MOTOR ESTACIONADO |
| C | CAIDA DE PASAJERO | K | FERROCARRIL |
| D | INCENDIO | L | BICICLETA |
| E | OTROS | M | ANIMAL |
| COLISION SOBRE EL CAMINO | | N | OBJETO FIJO |
| F | PEATON (ATROPELLAMIENTO) | O | OTROS OBJETOS |
| A | SALIDA DEL CAMINO | | |

ACCIDENTES EQUIVALENTES A DAÑOS MATERIALES
✝ UN MUERTO = 6 ACCIDENTES
✱ UN HERIDO = 2 ACCIDENTES

# *ACCIDENTES POR KILOMETRO*
# *( 2 0 0 6 )*

**CARRETERA : JIQUILPAN - GUADALAJARA**
**TRAMO: LIM. EDOS MICH/JAL - GUADALAJARA**
**RUTA: MEX - 015**

**DEL KM: 105+000**
**AL KM: 140+000**

| KILOMETRO | MUERTOS | HERIDOS | DAÑOS MATERIALES | CONDUCTOR | PEATONES | VEHICULO | CAMINO | GANADO | NATURAL | |
|---|---|---|---|---|---|---|---|---|---|---|
| 105 | 0 | 0 | 0 | 0 | 0 | 0 | 0 | 0 | 0 | |
| | 0 | 0 | 0 | 0 | 0 | 0 | 0 | 0 | 0 | |
| | 1 | 3 | 35,000 | 1 | 0 | 0 | 0 | 0 | 0 | G ✡✡✡✡✡✡✡✡✡✡✡✡ |
| | 0 | 0 | 0 | 0 | 0 | 0 | 0 | 0 | 0 | |
| 110 | 0 | 0 | 0 | 0 | 0 | 0 | 0 | 0 | 0 | |
| | 0 | 1 | 55,000 | 1 | 0 | 0 | 0 | 0 | 0 | G ✡✡ |
| | 0 | 0 | 0 | 0 | 0 | 0 | 0 | 0 | 0 | |
| | 0 | 0 | 0 | 0 | 0 | 0 | 0 | 0 | 0 | |
| | 0 | 0 | 0 | 0 | 0 | 0 | 0 | 0 | 0 | |
| 115 | 0 | 0 | 0 | 0 | 0 | 0 | 0 | 0 | 0 | |
| | 1 | 2 | 70,000 | 1 | 0 | 0 | 0 | 0 | 0 | G ✡✡✡✡✡✡✡✡✡✡ |
| | 0 | 0 | 0 | 0 | 0 | 0 | 0 | 0 | 0 | |
| | 0 | 1 | 56,000 | 2 | 0 | 0 | 0 | 0 | 0 | GG ✡✡ |
| | 0 | 0 | 0 | 0 | 0 | 0 | 0 | 0 | 0 | |
| 120 | 0 | 0 | 0 | 0 | 0 | 0 | 0 | 0 | 0 | |
| | 0 | 0 | 25,000 | 0 | 0 | 0 | 1 | 0 | 0 | G |
| | 0 | 0 | 0 | 0 | 0 | 0 | 0 | 0 | 0 | |
| | 0 | 0 | 0 | 0 | 0 | 0 | 0 | 0 | 0 | |
| | 1 | 5 | 75,000 | 2 | 0 | 0 | 0 | 0 | 1 | GGN ✡✡✡✡✡✡✡✡✡✡✡✡✡✡✡✡✡ |
| 125 | 0 | 0 | 0 | 0 | 0 | 0 | 0 | 0 | 0 | |
| | 0 | 0 | 0 | 0 | 0 | 0 | 0 | 0 | 0 | |
| | 0 | 5 | 76,300 | 3 | 0 | 0 | 0 | 0 | 0 | GHJ ✡✡✡✡✡✡✡✡✡✡ |
| | 0 | 1 | 35,000 | 1 | 0 | 1 | 0 | 0 | 0 | HJ ✡✡ |
| | 1 | 4 | 35,500 | 3 | 1 | 0 | 0 | 0 | 0 | FGGN ✡✡✡✡✡✡✡✡✡✡✡✡✡✡✡ |
| 130 | 0 | 0 | 0 | 0 | 0 | 0 | 0 | 0 | 0 | |
| | 0 | 0 | 0 | 0 | 0 | 0 | 0 | 0 | 0 | |
| | 0 | 2 | 6,000 | 0 | 0 | 0 | 0 | 0 | 1 | A ✡✡✡✡ |
| | 0 | 1 | 114,000 | 2 | 0 | 0 | 0 | 0 | 0 | AG ✡✡ |
| | 0 | 2 | 19,000 | 2 | 0 | 0 | 0 | 0 | 0 | GG ✡✡✡✡ |
| 135 | 0 | 0 | 30,000 | 0 | 0 | 0 | 0 | 0 | 1 | J |
| | 0 | 2 | 120,200 | 4 | 0 | 0 | 0 | 0 | 0 | HHNN ✡✡✡✡ |
| | 0 | 0 | 0 | 0 | 0 | 0 | 0 | 0 | 0 | |
| | 0 | 0 | 0 | 0 | 0 | 0 | 0 | 0 | 0 | |
| | 0 | 0 | 0 | 0 | 0 | 0 | 0 | 0 | 0 | |
| 140 | 0 | 0 | 7,000 | 1 | 0 | 0 | 0 | 0 | 0 | H |

SALIDAS CAUSAS

0 5 10 15 20 25 30 35 40 45

**NUMERO Y CLASIFICACION DE ACCIDENTES**

**DEL KM: 140+000**
**AL KM: 142+000**

| KILOMETRO | MUERTOS | HERIDOS | DAÑOS MATERIALES | CONDUCTOR | PEATONES | VEHICULO | CAMINO | GANADO | NATURAL |
|---|---|---|---|---|---|---|---|---|---|
| 140 | | | | | | | | | |
| | | | | | | | | | |
| 145 | | | | | | | | | |
| | | | | | | | | | |
| 150 | | | | | | | | | |
| | | | | | | | | | |
| 155 | | | | | | | | | |
| | | | | | | | | | |
| 160 | | | | | | | | | |
| | | | | | | | | | |
| 165 | | | | | | | | | |
| | | | | | | | | | |
| 170 | | | | | | | | | |
| | | | | | | | | | |
| 175 | | | | | | | | | |

SALIDAS CAUSAS

0 5 10 15 20 25 30 35 40 45

**NUMERO Y CLASIFICACION DE ACCIDENTES**

| CLAVE | CLASIFICACION DEL ACCIDENTE | CLAVE | CLASIFICACION DEL ACCIDENTE |
|---|---|---|---|
| | | COLISION SOBRE EL CAMINO | |
| | | **G** | OTRO VEHICULO MOTOR EN TRANSITO |
| SIN COLISION SOBRE EL CAMINO | | **H** | OTRO VEHICULO MOTOR POR ALCANCE |
| **B** | VOLCADURA | **J** | VEHICULO MOTOR ESTACIONADO |
| **C** | CAIDA DE PASAJERO | **K** | FERROCARRIL |
| **D** | INCENDIO | **L** | BICICLETA |
| **E** | OTROS | **M** | ANIMAL |
| COLISION SOBRE EL CAMINO | | **N** | OBJETO FIJO |
| **F** | PEATON (ATROPELLAMIENTO) | **O** | OTROS OBJETOS |
| **A** | SALIDA DEL CAMINO | | |

ACCIDENTES EQUIVALENTES A DAÑOS MATERIALES
✟ UN MUERTO = 6 ACCIDENTES
✡ UN HERIDO = 2 ACCIDENTES

# *ACCIDENTES POR KILOMETRO*
# *( 2 0 0 6 )*

**CARRETERA : STA. ROSA - LA BARCA**
**TRAMO: STA. ROSA - LA BARCA**
**RUTA: MEX - 035**

**DEL KM: 0+000**
**AL KM: 35+000**

| SALDOS | MUERTOS | HERIDOS | DAÑOS MATERIALES | CONDUCTOR | PEAOPAS | VEHICULO | CAMINO | GANADO | ANATURAL | KILOMETRO | NUMERO Y CLASIFICACION DE ACCIDENTES |
|---|---|---|---|---|---|---|---|---|---|---|---|
| | 0 | 0 | 13,000 | 1 | 0 | 0 | 0 | 0 | 0 | 0 | G |
| | 0 | 5 | 25,000 | 1 | 0 | 0 | 0 | 0 | 0 | | H ✡✡✡✡✡✡✡✡✡✡ |
| | 0 | 0 | 0 | 0 | 0 | 0 | 0 | 0 | 0 | | |
| | 1 | 1 | 83,000 | 2 | 0 | 0 | 0 | 0 | 0 | | GG ✡✡✡✡✡✡✡✡ |
| | 0 | 0 | 25,000 | 1 | 0 | 0 | 0 | 0 | 0 | | H |
| | 0 | 0 | 16,000 | 0 | 0 | 1 | 0 | 0 | 0 | 5 | O |
| | 2 | 3 | 40,000 | 1 | 0 | 0 | 0 | 0 | 0 | | G ✡✡✡✡✡✡✡✡✡✡✡✡✡✡✡✡✡✡✡✡ |
| | 0 | 0 | 0 | 0 | 0 | 0 | 0 | 0 | 0 | | |
| | 1 | 2 | 40,000 | 0 | 0 | 0 | 0 | 0 | 1 | | G ✡✡✡✡✡✡✡✡✡✡✡ |
| | 0 | 1 | 41,000 | 1 | 0 | 0 | 0 | 0 | 1 | | AG ✡✡ |
| | 0 | 0 | 30,000 | 1 | 0 | 0 | 0 | 0 | 0 | 10 | H |
| | 0 | 0 | 0 | 0 | 0 | 0 | 0 | 0 | 0 | | |
| | 0 | 0 | 0 | 0 | 0 | 0 | 0 | 0 | 0 | | |
| | 0 | 0 | 0 | 0 | 0 | 0 | 0 | 0 | 0 | | |
| | 0 | 0 | 0 | 0 | 0 | 0 | 0 | 0 | 0 | | |
| | 0 | 0 | 0 | 0 | 0 | 0 | 0 | 0 | 0 | 15 | |
| | 0 | 0 | 0 | 0 | 0 | 0 | 0 | 0 | 0 | | |
| | 0 | 0 | 0 | 0 | 0 | 0 | 0 | 0 | 0 | | |
| | 0 | 0 | 0 | 0 | 0 | 0 | 0 | 0 | 0 | | |
| | 0 | 0 | 0 | 0 | 0 | 0 | 0 | 0 | 0 | 20 | |
| | 0 | 0 | 0 | 0 | 0 | 0 | 0 | 0 | 0 | | |
| | 0 | 0 | 0 | 0 | 0 | 0 | 0 | 0 | 0 | | |
| | 0 | 0 | 0 | 0 | 0 | 0 | 0 | 0 | 0 | | |
| | 0 | 0 | 0 | 0 | 0 | 0 | 0 | 0 | 0 | 25 | |
| | 0 | 0 | 0 | 0 | 0 | 0 | 0 | 0 | 0 | | |
| | 0 | 0 | 0 | 0 | 0 | 0 | 0 | 0 | 0 | | |
| | 0 | 0 | 0 | 0 | 0 | 0 | 0 | 0 | 0 | | |
| | 0 | 0 | 0 | 0 | 0 | 0 | 0 | 0 | 0 | 30 | |
| | 0 | 0 | 0 | 0 | 0 | 0 | 0 | 0 | 0 | | |
| | 0 | 0 | 0 | 0 | 0 | 0 | 0 | 0 | 0 | | |
| | 0 | 0 | 0 | 0 | 0 | 0 | 0 | 0 | 0 | | |
| | 0 | 0 | 0 | 0 | 0 | 0 | 0 | 0 | 0 | 35 | |

0 5 10 15 20 25 30 35 40 45

**NUMERO Y CLASIFICACION DE ACCIDENTES**

**DEL KM: 35+000**
**AL KM: 70+000**

| SALDOS | MUERTOS | HERIDOS | DAÑOS MATERIALES | CONDUCTOR | PEAOPAS | VEHICULO | CAMINO | GANADO | ANATURAL | KILOMETRO |
|---|---|---|---|---|---|---|---|---|---|---|
| | | | | | | | | | | 35 |
| | | | | | | | | | | |
| | | | | | | | | | | 40 |
| | | | | | | | | | | |
| | | | | | | | | | | 45 |
| | | | | | | | | | | |
| | | | | | | | | | | 50 |
| | | | | | | | | | | |
| | | | | | | | | | | 55 |
| | | | | | | | | | | |
| | | | | | | | | | | 60 |
| | | | | | | | | | | |
| | | | | | | | | | | 65 |
| | | | | | | | | | | |
| | | | | | | | | | | 70 |

0 5 10 15 20 25 30 35 40 45

**NUMERO Y CLASIFICACION DE ACCIDENTES**

| CLAVE | CLASIFICACION DEL ACCIDENTE | CLAVE | CLASIFICACION DEL ACCIDENTE |
|---|---|---|---|
| **A** | SALIDA DEL CAMINO | COLISION SOBRE EL CAMINO | |
| | | **G** | OTRO VEHICULO MOTOR EN TRANSITO |
| SIN COLISION SOBRE EL CAMINO | | **H** | OTRO VEHICULO MOTOR POR ALCANCE |
| **B** | VOLCADURA | **J** | VEHICULO MOTOR ESTACIONADO |
| **C** | CAIDA DE PASAJERO | **K** | FERROCARRIL |
| **D** | INCENDIO | **L** | BICICLETA |
| **E** | OTROS | **M** | ANIMAL |
| COLISION SOBRE EL CAMINO | | **N** | OBJETO FIJO |
| **F** | PEATON (ATROPELLAMIENTO) | **O** | OTROS OBJETOS |

ACCIDENTES EQUIVALENTES A DAÑOS MATERIALES
✡ UN MUERTO = 6 ACCIDENTES
✡ UN HERIDO = 2 ACCIDENTES

# *ACCIDENTES POR KILOMETRO*
# *( 2 0 0 6 )*

**CARRETERA : STA. ROSA - LA BARCA**
**TRAMO: STA. ROSA - LA BARCA**
**RUTA: MEX - 035**

**DEL KM: 70+000**
**AL KM: 79+000**

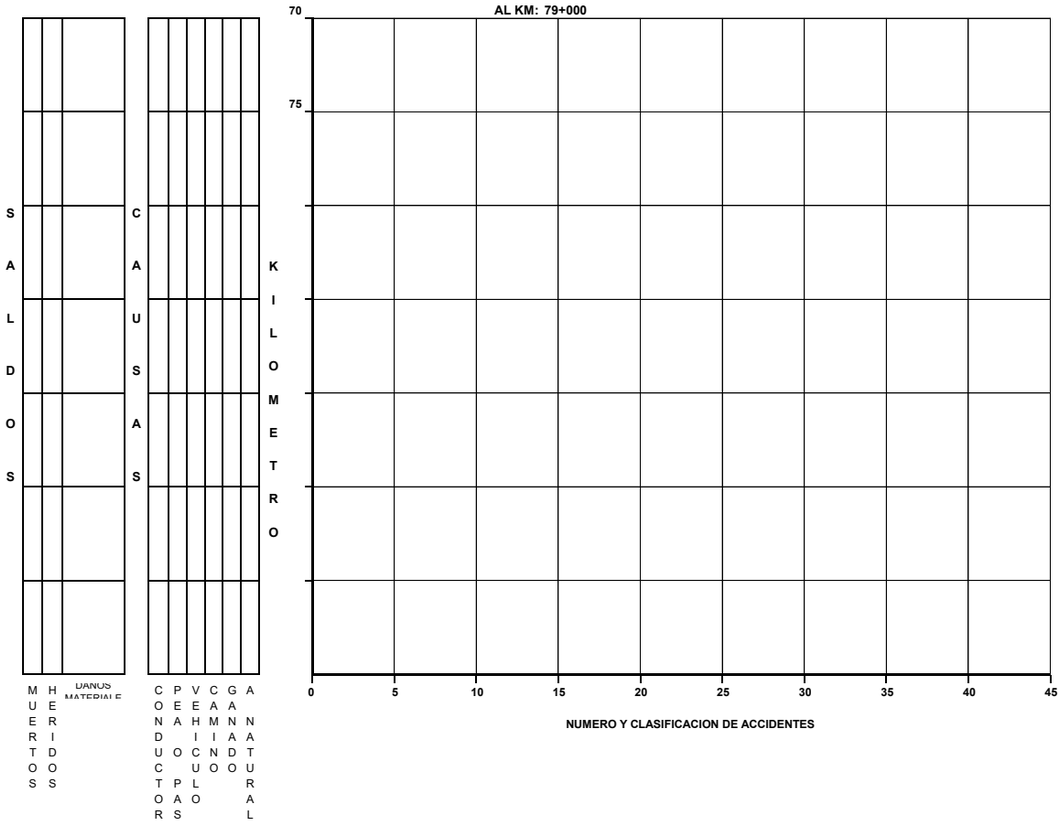


**DEL KM:**
**AL KM:**

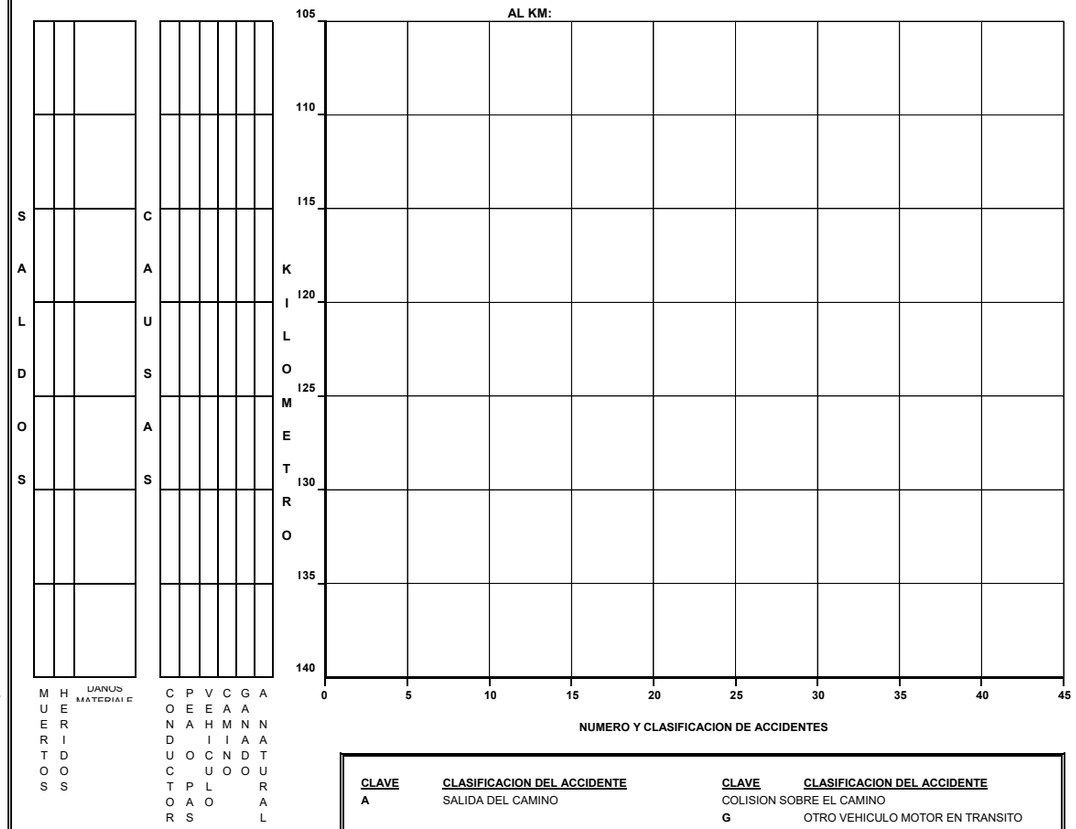


| CLAVE | CLASIFICACION DEL ACCIDENTE |
|---|---|
| **A** | SALIDA DEL CAMINO |
| SIN COLISION SOBRE EL CAMINO | |
| **B** | VOLCADURA |
| **C** | CAIDA DE PASAJERO |
| **D** | INCENDIO |
| **E** | OTROS |
| COLISION SOBRE EL CAMINO | |
| **F** | PEATON (ATROPELLAMIENTO) |

| CLAVE | CLASIFICACION DEL ACCIDENTE |
|---|---|
| COLISION SOBRE EL CAMINO | |
| **G** | OTRO VEHICULO MOTOR EN TRANSITO |
| **H** | OTRO VEHICULO MOTOR POR ALCANCE |
| **J** | VEHICULO MOTOR ESTACIONADO |
| **K** | FERROCARRIL |
| **L** | BICICLETA |
| **M** | ANIMAL |
| **N** | OBJETO FIJO |
| **O** | OTROS OBJETOS |

ACCIDENTES EQUIVALENTES A DAÑOS MATERIALES
✝ UN MUERTO = 6 ACCIDENTES
✱ UN HERIDO = 2 ACCIDENTES

# ACCIDENTES POR KILOMETRO
## ( 2 0 0 6 )

**CARRETERA : GUADALAJARA - ZACATECAS**
**TRAMO: PERIF. GUADALAJARA - LIM. EDOS JAL/ ZAC**
**RUTA: MEX - 054**

**DEL KM: 6+900**
**AL KM: 35+000**

SALDOS / CAUSAS / KILOMETRO

| KILOMETRO | MUERTOS | HERIDOS | DAÑOS MATERIALES | CONDUCTOR | PEA O PAS | VEHICULO | CAMINO | GANADO | A NATURAL | NUMERO Y CLASIFICACION DE ACCIDENTES | |
|---|---|---|---|---|---|---|---|---|---|---|---|
| | 0 | 0 | 0 | 0 | 0 | 0 | 0 | 0 | 0 | | |
| | 0 | 1 | 31,000 | 1 | 0 | 0 | 0 | 0 | 0 | G | ✡✡ |
| | 0 | 2 | 32,000 | 2 | 0 | 0 | 0 | 0 | 1 | GGG | ✡✡✡✡ |
| | 0 | 1 | 56,500 | 2 | 0 | 0 | 0 | 0 | 0 | GG | ✡✡ |
| 10 | 0 | 0 | 13,000 | 1 | 0 | 0 | 0 | 0 | 0 | G | |
| | 0 | 6 | 40,000 | 3 | 0 | 0 | 0 | 0 | 0 | AGH | ✡✡✡✡✡✡✡✡✡✡✡✡ |
| | 0 | 0 | 0 | 0 | 0 | 0 | 0 | 0 | 0 | | |
| | 0 | 0 | 15,000 | 1 | 0 | 0 | 0 | 0 | 0 | A | |
| | 0 | 0 | 0 | 0 | 0 | 0 | 0 | 0 | 0 | | |
| 15 | 0 | 0 | 0 | 0 | 0 | 0 | 0 | 0 | 0 | | |
| | 0 | 0 | 0 | 0 | 0 | 0 | 0 | 0 | 0 | | |
| | 0 | 0 | 0 | 0 | 0 | 0 | 0 | 0 | 0 | | |
| | 0 | 0 | 22,000 | 0 | 0 | 0 | 0 | 0 | 1 | G | |
| | 0 | 0 | 0 | 0 | 0 | 0 | 0 | 0 | 0 | | |
| 20 | 0 | 0 | 15,000 | 0 | 0 | 0 | 1 | 0 | 0 | N | |
| | 0 | 0 | 200,000 | 1 | 0 | 1 | 0 | 0 | 0 | AB | |
| | 0 | 0 | 10,000 | 0 | 0 | 0 | 0 | 0 | 1 | A | |
| | 1 | 1 | 40,000 | 1 | 0 | 0 | 0 | 0 | 0 | A | ✡✡✞✞✞✞✞✞ |
| | 0 | 0 | 0 | 0 | 0 | 0 | 0 | 0 | 0 | | |
| 25 | 0 | 2 | 68,000 | 2 | 0 | 0 | 0 | 0 | 0 | GG | ✡✡✡✡ |
| | 0 | 2 | 60,000 | 1 | 0 | 0 | 0 | 0 | 0 | G | ✡✡✡✡ |
| | 0 | 1 | 10,000 | 0 | 1 | 0 | 0 | 0 | 0 | F | ✡✡ |
| | 0 | 0 | 35,000 | 1 | 0 | 0 | 0 | 0 | 0 | G | |
| | 0 | 0 | 0 | 0 | 0 | 0 | 0 | 0 | 0 | | |
| 30 | 0 | 0 | 0 | 0 | 0 | 0 | 0 | 0 | 0 | | |
| | 0 | 0 | 0 | 0 | 0 | 0 | 0 | 0 | 0 | | |
| | 0 | 0 | 0 | 0 | 0 | 0 | 0 | 0 | 0 | | |
| | 0 | 0 | 0 | 0 | 0 | 0 | 0 | 0 | 0 | | |
| | 0 | 0 | 10,000 | 0 | 0 | 0 | 1 | 0 | 0 | B | |
| 35 | 1 | 2 | 40,000 | 0 | 0 | 0 | 1 | 0 | 1 | AG | ✡✡✡✡✞✞✞✞✞✞ |

0 5 10 15 20 25 30 35 40 45

**NUMERO Y CLASIFICACION DE ACCIDENTES**

**DEL KM: 35+000**
**AL KM: 70+000**

| KILOMETRO | MUERTOS | HERIDOS | DAÑOS MATERIALES | CONDUCTOR | PEA O PAS | VEHICULO | CAMINO | GANADO | A NATURAL | NUMERO Y CLASIFICACION DE ACCIDENTES | |
|---|---|---|---|---|---|---|---|---|---|---|---|
| | 0 | 0 | 0 | 0 | 0 | 0 | 0 | 0 | 0 | | |
| | 0 | 0 | 18,000 | 1 | 0 | 0 | 0 | 0 | 0 | G | |
| | 0 | 0 | 0 | 0 | 0 | 0 | 0 | 0 | 0 | | |
| | 0 | 0 | 0 | 0 | 0 | 0 | 0 | 0 | 0 | | |
| 40 | 0 | 0 | 70,000 | 1 | 0 | 0 | 0 | 0 | 0 | G | |
| | 0 | 6 | 23,000 | 0 | 0 | 0 | 0 | 0 | 1 | G | ✡✡✡✡✡✡✡✡✡✡✡✡ |
| | 0 | 0 | 0 | 0 | 0 | 0 | 0 | 0 | 0 | | |
| | 0 | 2 | 26,000 | 0 | 0 | 0 | 0 | 0 | 1 | G | ✡✡✡✡ |
| | 0 | 0 | 0 | 0 | 0 | 0 | 0 | 0 | 0 | | |
| 45 | 0 | 0 | 0 | 0 | 0 | 0 | 0 | 0 | 0 | | |
| | 0 | 0 | 0 | 0 | 0 | 0 | 0 | 0 | 0 | | |
| | 0 | 3 | 105,000 | 2 | 0 | 0 | 0 | 0 | 0 | GG | ✡✡✡✡✡✡ |
| | 0 | 0 | 0 | 0 | 0 | 0 | 0 | 0 | 0 | | |
| | 0 | 4 | 111,000 | 2 | 0 | 0 | 0 | 0 | 0 | GG | ✡✡✡✡✡✡✡✡ |
| 50 | 0 | 0 | 0 | 0 | 0 | 0 | 0 | 0 | 0 | | |
| | 0 | 0 | 0 | 0 | 0 | 0 | 0 | 0 | 0 | | |
| | 0 | 0 | 0 | 0 | 0 | 0 | 0 | 0 | 0 | | |
| | 0 | 0 | 0 | 0 | 0 | 0 | 0 | 0 | 0 | | |
| | 0 | 0 | 0 | 0 | 0 | 0 | 0 | 0 | 0 | | |
| 55 | 0 | 0 | 0 | 0 | 0 | 0 | 0 | 0 | 0 | | |
| | 0 | 0 | 0 | 0 | 0 | 0 | 0 | 0 | 0 | | |
| | 0 | 0 | 0 | 0 | 0 | 0 | 0 | 0 | 0 | | |
| | 0 | 0 | 0 | 0 | 0 | 0 | 0 | 0 | 0 | | |
| | 0 | 0 | 0 | 0 | 0 | 0 | 0 | 0 | 0 | | |
| 60 | 0 | 0 | 0 | 0 | 0 | 0 | 0 | 0 | 0 | | |
| | 0 | 0 | 0 | 0 | 0 | 0 | 0 | 0 | 0 | | |
| | 0 | 0 | 0 | 0 | 0 | 0 | 0 | 0 | 0 | | |
| | 0 | 0 | 0 | 0 | 0 | 0 | 0 | 0 | 0 | | |
| | 0 | 0 | 0 | 0 | 0 | 0 | 0 | 0 | 0 | | |
| 65 | 0 | 0 | 0 | 0 | 0 | 0 | 0 | 0 | 0 | | |
| | 0 | 0 | 0 | 0 | 0 | 0 | 0 | 0 | 0 | | |
| | 0 | 0 | 0 | 0 | 0 | 0 | 0 | 0 | 0 | | |
| | 0 | 0 | 0 | 0 | 0 | 0 | 0 | 0 | 0 | | |
| | 0 | 1 | 80,000 | 1 | 0 | 0 | 0 | 0 | 0 | A | ✡✡ |
| 70 | 0 | 0 | 0 | 0 | 0 | 0 | 0 | 0 | 0 | | |

0 5 10 15 20 25 30 35 40 45

**NUMERO Y CLASIFICACION DE ACCIDENTES**

| CLAVE | CLASIFICACION DEL ACCIDENTE | CLAVE | CLASIFICACION DEL ACCIDENTE |
|---|---|---|---|
| A | SALIDA DEL CAMINO | | COLISION SOBRE EL CAMINO |
| | | G | OTRO VEHICULO MOTOR EN TRANSITO |
| | SIN COLISION SOBRE EL CAMINO | H | OTRO VEHICULO MOTOR POR ALCANCE |
| B | VOLCADURA | J | VEHICULO MOTOR ESTACIONADO |
| C | CAIDA DE PASAJERO | K | FERROCARRIL |
| D | INCENDIO | L | BICICLETA |
| E | OTROS | M | ANIMAL |
| | COLISION SOBRE EL CAMINO | N | OBJETO FIJO |
| F | PEATON (ATROPELLAMIENTO) | O | OTROS OBJETOS |

ACCIDENTES EQUIVALENTES A DAÑOS MATERIALES
- ✞ UN MUERTO = 6 ACCIDENTES
- ✡ UN HERIDO = 2 ACCIDENTES

# *ACCIDENTES POR KILOMETRO*
# *( 2 0 0 6 )*

**CARRETERA : GUADALAJARA - ZACATECAS**
**TRAMO: PERIF. GUADALAJARA - LIM. EDOS JAL/ ZAC**
**RUTA: MEX - 054**

**DEL KM: 70+000**
**AL KM: 76+490**

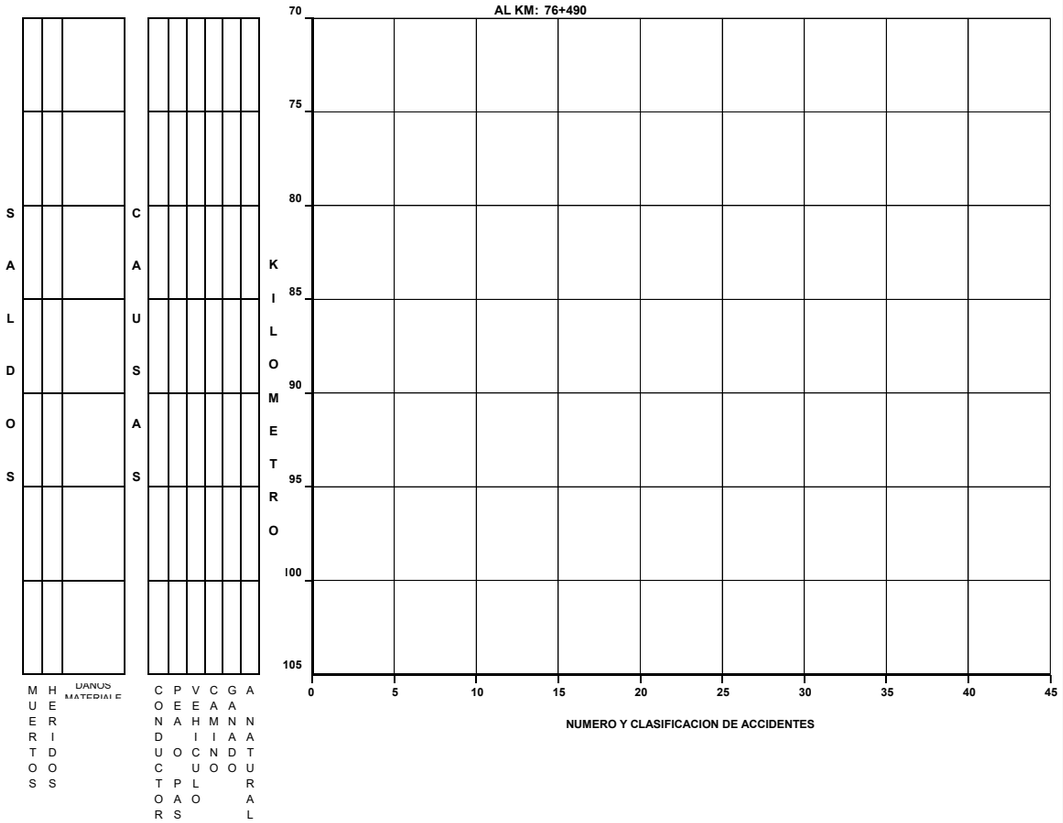


**DEL KM:**
**AL KM:**

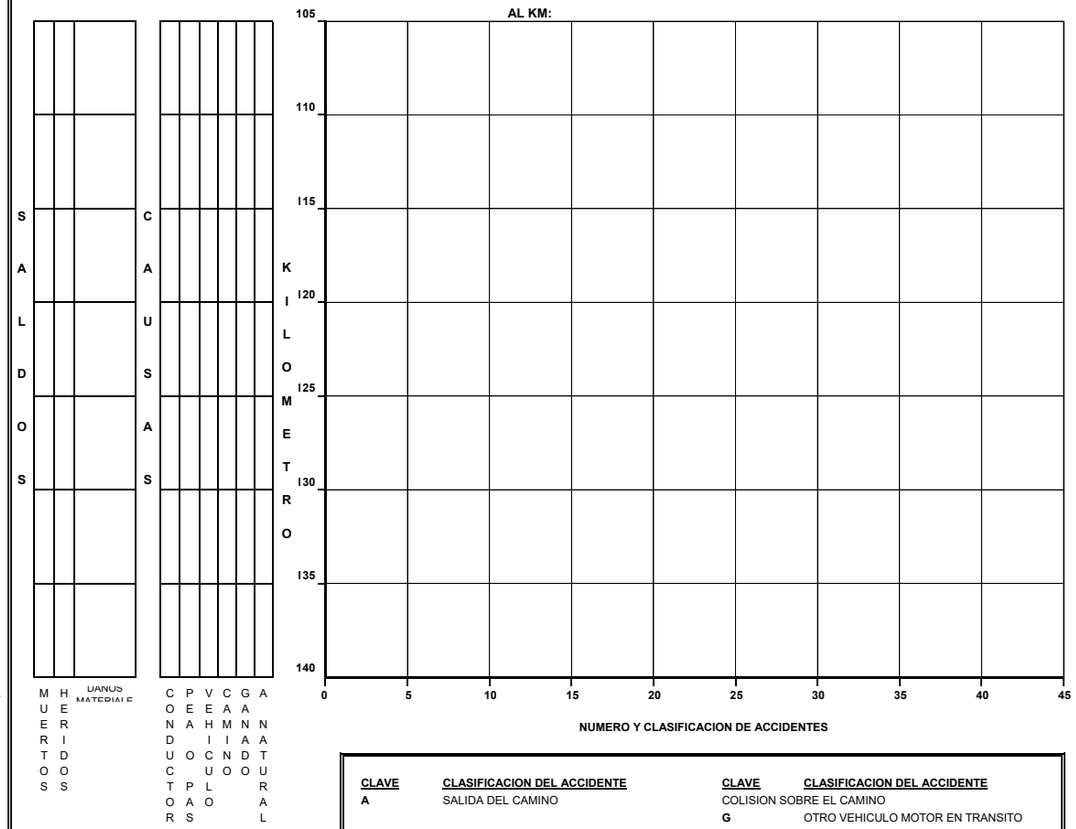


| CLAVE | CLASIFICACION DEL ACCIDENTE | CLAVE | CLASIFICACION DEL ACCIDENTE |
|---|---|---|---|
| A | SALIDA DEL CAMINO | COLISION SOBRE EL CAMINO | |
| | | G | OTRO VEHICULO MOTOR EN TRANSITO |
| SIN COLISION SOBRE EL CAMINO | | H | OTRO VEHICULO MOTOR POR ALCANCE |
| B | VOLCADURA | J | VEHICULO MOTOR ESTACIONADO |
| C | CAIDA DE PASAJERO | K | FERROCARRIL |
| D | INCENDIO | L | BICICLETA |
| E | OTROS | M | ANIMAL |
| COLISION SOBRE EL CAMINO | | N | OBJETO FIJO |
| F | PEATON (ATROPELLAMIENTO) | O | OTROS OBJETOS |

ACCIDENTES EQUIVALENTES A DAÑOS MATERIALES
✝ UN MUERTO = 6 ACCIDENTES
✱ UN HERIDO = 2 ACCIDENTES

# *ACCIDENTES POR KILOMETRO*
# *( 2 0 0 6 )*

**CARRETERA : GUADALAJARA - PTO. VALLARTA**
**TRAMO: AMECA - MASCOTA**
**RUTA: MEX -**

**DEL KM: 0+000**
**AL KM: 35+000**

| SALDOS | MUERTOS | HERIDOS | DAÑOS MATERIALES | CAUSAS | CONDUCTOR | PEAONES | VEHICULO | CAMINO | GANADO | ANATURAL | KILOMETRO | NUMERO Y CLASIFICACION DE ACCIDENTES |
|---|---|---|---|---|---|---|---|---|---|---|---|---|
| | 0 | 3 | 55,000 | | 1 | 0 | 0 | 0 | 0 | 0 | 0 | |
| | 0 | 0 | 0 | | 0 | 0 | 0 | 0 | 0 | 0 | | |
| | 0 | 0 | 8,000 | | 1 | 0 | 0 | 0 | 0 | 0 | | G |
| | 0 | 0 | 0 | | 0 | 0 | 0 | 0 | 0 | 0 | | G |
| | 0 | 0 | 0 | | 0 | 0 | 0 | 0 | 0 | 0 | 5 | |
| | 0 | 0 | 100,000 | | 1 | 0 | 0 | 0 | 0 | 0 | | A |
| | 0 | 0 | 0 | | 0 | 0 | 0 | 0 | 0 | 0 | | |
| | 0 | 0 | 0 | | 0 | 0 | 0 | 0 | 0 | 0 | | |
| | 0 | 3 | 113,000 | | 2 | 0 | 0 | 1 | 0 | 0 | | GGG ✡✡✡✡✡✡ |
| | 0 | 2 | 11,000 | | 1 | 0 | 0 | 0 | 0 | 0 | 10 | H ✡✡✡✡ |
| | 0 | 0 | 25,000 | | 1 | 0 | 0 | 0 | 0 | 0 | | G |
| | 0 | 2 | 50,000 | | 1 | 0 | 0 | 0 | 0 | 0 | | G ✡✡✡✡ |
| | 0 | 0 | 0 | | 0 | 0 | 0 | 0 | 0 | 0 | | |
| | 0 | 0 | 20,000 | | 0 | 0 | 0 | 1 | 0 | 0 | | G |
| | 0 | 2 | 15,000 | | 0 | 0 | 0 | 1 | 0 | 0 | 15 | N ✡✡✡✡ |
| | 0 | 0 | 0 | | 0 | 0 | 0 | 0 | 0 | 0 | | |
| | 0 | 0 | 0 | | 0 | 0 | 0 | 0 | 0 | 0 | | |
| | 0 | 0 | 0 | | 0 | 0 | 0 | 0 | 0 | 0 | | |
| | 0 | 0 | 21,000 | | 1 | 0 | 0 | 0 | 0 | 0 | | H |
| | 0 | 0 | 0 | | 0 | 0 | 0 | 0 | 0 | 0 | 20 | |
| | 0 | 0 | 0 | | 0 | 0 | 0 | 0 | 0 | 0 | | |
| | 0 | 0 | 0 | | 0 | 0 | 0 | 0 | 0 | 0 | | |
| | 0 | 0 | 0 | | 0 | 0 | 0 | 0 | 0 | 0 | | |
| | 0 | 0 | 0 | | 0 | 0 | 0 | 0 | 0 | 0 | | |
| | 0 | 3 | 35,000 | | 1 | 0 | 0 | 0 | 0 | 0 | 25 | G ✡✡✡✡✡✡ |
| | 0 | 0 | 0 | | 0 | 0 | 0 | 0 | 0 | 0 | | |
| | 0 | 0 | 0 | | 0 | 0 | 0 | 0 | 0 | 0 | | |
| | 0 | 0 | 0 | | 0 | 0 | 0 | 0 | 0 | 0 | | |
| | 0 | 0 | 0 | | 0 | 0 | 0 | 0 | 0 | 0 | | |
| | 0 | 2 | 20,000 | | 0 | 0 | 0 | 0 | 0 | 1 | 30 | G ✡✡✡✡ |
| | 0 | 0 | 0 | | 0 | 0 | 0 | 0 | 0 | 0 | | |
| | 0 | 0 | 0 | | 0 | 0 | 0 | 0 | 0 | 0 | | |
| | 0 | 3 | 15,000 | | 1 | 0 | 0 | 0 | 0 | 0 | | G ✡✡✡✡✡✡ |
| | 0 | 0 | 0 | | 0 | 0 | 0 | 0 | 0 | 0 | | |
| | 0 | 0 | 15,000 | | 1 | 0 | 0 | 0 | 0 | 0 | 35 | E |

0 5 10 15 20 25 30 35 40 45

**NUMERO Y CLASIFICACION DE ACCIDENTES**

**DEL KM: 35+000**
**AL KM: 70+000**

| SALDOS | MUERTOS | HERIDOS | DAÑOS MATERIALES | CAUSAS | CONDUCTOR | PEAONES | VEHICULO | CAMINO | GANADO | ANATURAL | KILOMETRO | NUMERO Y CLASIFICACION DE ACCIDENTES |
|---|---|---|---|---|---|---|---|---|---|---|---|---|
| | 0 | 0 | 0 | | 0 | 0 | 0 | 0 | 0 | 0 | | |
| | 0 | 1 | 100,000 | | 0 | 0 | 0 | 1 | 0 | 0 | 35 | A ✡✡ |
| | 0 | 0 | 0 | | 0 | 0 | 0 | 0 | 0 | 0 | | |
| | 0 | 0 | 0 | | 0 | 0 | 0 | 0 | 0 | 0 | | |
| | 0 | 0 | 0 | | 0 | 0 | 0 | 0 | 0 | 0 | | |
| | 0 | 0 | 0 | | 0 | 0 | 0 | 0 | 0 | 0 | | |
| | 0 | 5 | 162,000 | | 1 | 0 | 1 | 0 | 0 | 0 | 40 | AH ✡✡✡✡✡✡✡✡✡✡✡ |
| | 0 | 0 | 0 | | 0 | 0 | 0 | 0 | 0 | 0 | | |
| | 0 | 2 | 55,000 | | 1 | 0 | 0 | 0 | 0 | 0 | | G ✡✡✡✡ |
| | 0 | 0 | 0 | | 0 | 0 | 0 | 0 | 0 | 0 | 45 | |
| | 0 | 0 | 0 | | 0 | 0 | 0 | 0 | 0 | 0 | | |
| | 0 | 0 | 0 | | 0 | 0 | 0 | 0 | 0 | 0 | | |
| | 0 | 2 | 55,000 | | 0 | 0 | 0 | 1 | 0 | 0 | | G ✡✡✡✡ |
| | 0 | 0 | 0 | | 0 | 0 | 0 | 0 | 0 | 0 | 50 | |
| | 0 | 0 | 0 | | 0 | 0 | 0 | 0 | 0 | 0 | | |
| | 0 | 0 | 0 | | 0 | 0 | 0 | 0 | 0 | 0 | | |
| | 0 | 0 | 0 | | 0 | 0 | 0 | 0 | 0 | 0 | | |
| | 0 | 0 | 0 | | 0 | 0 | 0 | 0 | 0 | 0 | 55 | |
| | 0 | 0 | 0 | | 0 | 0 | 0 | 0 | 0 | 0 | | |
| | 0 | 0 | 0 | | 0 | 0 | 0 | 0 | 0 | 0 | | |
| | 0 | 0 | 0 | | 0 | 0 | 0 | 0 | 0 | 0 | | |
| | 0 | 0 | 0 | | 0 | 0 | 0 | 0 | 0 | 0 | | |
| | 0 | 2 | 20,000 | | 1 | 0 | 0 | 0 | 0 | 0 | 60 | G ✡✡✡✡ |
| | 0 | 0 | 0 | | 0 | 0 | 0 | 0 | 0 | 0 | | |
| | 0 | 0 | 0 | | 0 | 0 | 0 | 0 | 0 | 0 | | |
| | 0 | 0 | 0 | | 0 | 0 | 0 | 0 | 0 | 0 | | |
| | 0 | 0 | 0 | | 0 | 0 | 0 | 0 | 0 | 0 | | |
| | 0 | 0 | 0 | | 0 | 0 | 0 | 0 | 0 | 0 | 65 | |
| | 0 | 0 | 0 | | 0 | 0 | 0 | 0 | 0 | 0 | | |
| | 0 | 0 | 0 | | 0 | 0 | 0 | 0 | 0 | 0 | | |
| | 0 | 0 | 0 | | 0 | 0 | 0 | 0 | 0 | 0 | | |
| | 0 | 0 | 0 | | 0 | 0 | 0 | 0 | 0 | 0 | | |
| | 0 | 0 | 0 | | 0 | 0 | 0 | 0 | 0 | 0 | 70 | |

0 5 10 15 20 25 30 35 40 45

**NUMERO Y CLASIFICACION DE ACCIDENTES**

| CLAVE | CLASIFICACION DEL ACCIDENTE | CLAVE | CLASIFICACION DEL ACCIDENTE |
|---|---|---|---|
| **A** | SALIDA DEL CAMINO | COLISION SOBRE EL CAMINO | |
| | | **G** | OTRO VEHICULO MOTOR EN TRANSITO |
| SIN COLISION SOBRE EL CAMINO | | **H** | OTRO VEHICULO MOTOR POR ALCANCE |
| **B** | VOLCADURA | **J** | VEHICULO MOTOR ESTACIONADO |
| **C** | CAIDA DE PASAJERO | **K** | FERROCARRIL |
| **D** | INCENDIO | **L** | BICICLETA |
| **E** | OTROS | **M** | ANIMAL |
| COLISION SOBRE EL CAMINO | | **N** | OBJETO FIJO |
| **F** | PEATON (ATROPELLAMIENTO) | **O** | OTROS OBJETOS |

ACCIDENTES EQUIVALENTES A DAÑOS MATERIALES
✡ UN MUERTO = 6 ACCIDENTES
✡ UN HERIDO = 2 ACCIDENTES

# *ACCIDENTES POR KILOMETRO*
# *( 2 0 0 6 )*

**CARRETERA : GUADALAJARA - PTO. VALLARTA**
**TRAMO: AMECA - MASCOTA**
**RUTA: MEX -**

**DEL KM: 70+000**
**AL KM: 105+000**

| KILOMETROS | MUERTOS | HERIDOS | DAÑOS MATERIALES | CONDUCTOR | PEAO PAS | VEHICULO | CAMINO | GANADO | ANATURAL |
|---|---|---|---|---|---|---|---|---|---|
| 70 | 0 | 0 | 0 | 0 | 0 | 0 | 0 | 0 | 0 |
| | 0 | 0 | 0 | 0 | 0 | 0 | 0 | 0 | 0 |
| | 0 | 0 | 0 | 0 | 0 | 0 | 0 | 0 | 0 |
| | 0 | 0 | 0 | 0 | 0 | 0 | 0 | 0 | 0 |
| | 0 | 0 | 0 | 0 | 0 | 0 | 0 | 0 | 0 |
| 75 | 0 | 0 | 0 | 0 | 0 | 0 | 0 | 0 | 0 |
| | 0 | 0 | 0 | 0 | 0 | 0 | 0 | 0 | 0 |
| | 0 | 0 | 0 | 0 | 0 | 0 | 0 | 0 | 0 |
| | 0 | 0 | 0 | 0 | 0 | 0 | 0 | 0 | 0 |
| | 0 | 0 | 0 | 0 | 0 | 0 | 0 | 0 | 0 |
| 80 | 0 | 0 | 180,000 | 0 | 0 | 0 | 1 | 0 | 0 |
| | 0 | 0 | 0 | 0 | 0 | 0 | 0 | 0 | 0 |
| | 0 | 0 | 0 | 0 | 0 | 0 | 0 | 0 | 0 |
| | 0 | 0 | 0 | 0 | 0 | 0 | 0 | 0 | 0 |
| | 0 | 0 | 0 | 0 | 0 | 0 | 0 | 0 | 0 |
| 85 | 0 | 0 | 0 | 0 | 0 | 0 | 0 | 0 | 0 |
| | 0 | 0 | 0 | 0 | 0 | 0 | 0 | 0 | 0 |
| | 0 | 0 | 0 | 0 | 0 | 0 | 0 | 0 | 0 |
| | 0 | 0 | 0 | 0 | 0 | 0 | 0 | 0 | 0 |
| | 0 | 0 | 0 | 0 | 0 | 0 | 0 | 0 | 0 |
| 90 | 0 | 0 | 0 | 0 | 0 | 0 | 0 | 0 | 0 |
| | 0 | 2 | 152,000 | 1 | 0 | 0 | 0 | 0 | 0 |
| | 0 | 0 | 0 | 0 | 0 | 0 | 0 | 0 | 0 |
| | 0 | 0 | 0 | 0 | 0 | 0 | 0 | 0 | 0 |
| | 0 | 0 | 0 | 0 | 0 | 0 | 0 | 0 | 0 |
| 95 | 0 | 0 | 0 | 0 | 0 | 0 | 0 | 0 | 0 |
| | 0 | 0 | 0 | 0 | 0 | 0 | 0 | 0 | 0 |
| | 0 | 0 | 0 | 0 | 0 | 0 | 0 | 0 | 0 |
| | 0 | 0 | 0 | 0 | 0 | 0 | 0 | 0 | 0 |
| | 0 | 0 | 0 | 0 | 0 | 0 | 0 | 0 | 0 |
| 100 | 0 | 0 | 0 | 0 | 0 | 0 | 0 | 0 | 0 |
| | 0 | 0 | 0 | 0 | 0 | 0 | 0 | 0 | 0 |
| | 0 | 0 | 0 | 0 | 0 | 0 | 0 | 0 | 0 |
| | 0 | 0 | 0 | 0 | 0 | 0 | 0 | 0 | 0 |
| | 0 | 0 | 0 | 0 | 0 | 0 | 0 | 0 | 0 |
| 105 | 0 | 0 | 0 | 0 | 0 | 0 | 0 | 0 | 0 |
| | 0 | 0 | 0 | 0 | 0 | 0 | 0 | 0 | 0 |
| | 0 | 0 | 0 | 0 | 0 | 0 | 0 | 0 | 0 |
| | 0 | 0 | 0 | 0 | 0 | 0 | 0 | 0 | 0 |
| | 0 | 0 | 0 | 0 | 0 | 0 | 0 | 0 | 0 |

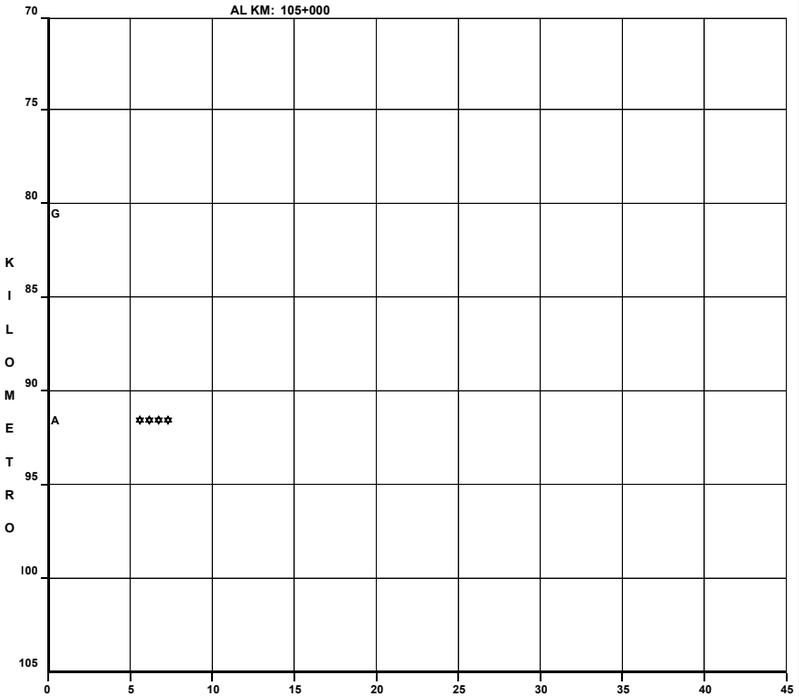


**NUMERO Y CLASIFICACION DE ACCIDENTES**

**DEL KM: 105+000**
**AL KM: 118+100**

| KILOMETROS | MUERTOS | HERIDOS | DAÑOS MATERIALES | CONDUCTOR | PEAO PAS | VEHICULO | CAMINO | GANADO | ANATURAL |
|---|---|---|---|---|---|---|---|---|---|
| 105 | | | | | | | | | |
| | | | | | | | | | |
| | | | | | | | | | |
| | | | | | | | | | |
| | | | | | | | | | |
| 115 | | | | | | | | | |
| | | | | | | | | | |
| | | | | | | | | | |
| | | | | | | | | | |
| | | | | | | | | | |
| 120 | | | | | | | | | |
| | | | | | | | | | |
| | | | | | | | | | |
| | | | | | | | | | |
| | | | | | | | | | |
| 125 | | | | | | | | | |
| | | | | | | | | | |
| | | | | | | | | | |
| | | | | | | | | | |
| | | | | | | | | | |
| 130 | | | | | | | | | |
| | | | | | | | | | |
| | | | | | | | | | |
| | | | | | | | | | |
| | | | | | | | | | |
| 135 | | | | | | | | | |
| | | | | | | | | | |
| | | | | | | | | | |
| | | | | | | | | | |
| | | | | | | | | | |
| 140 | | | | | | | | | |
| | | | | | | | | | |
| | | | | | | | | | |
| | | | | | | | | | |
| | | | | | | | | | |

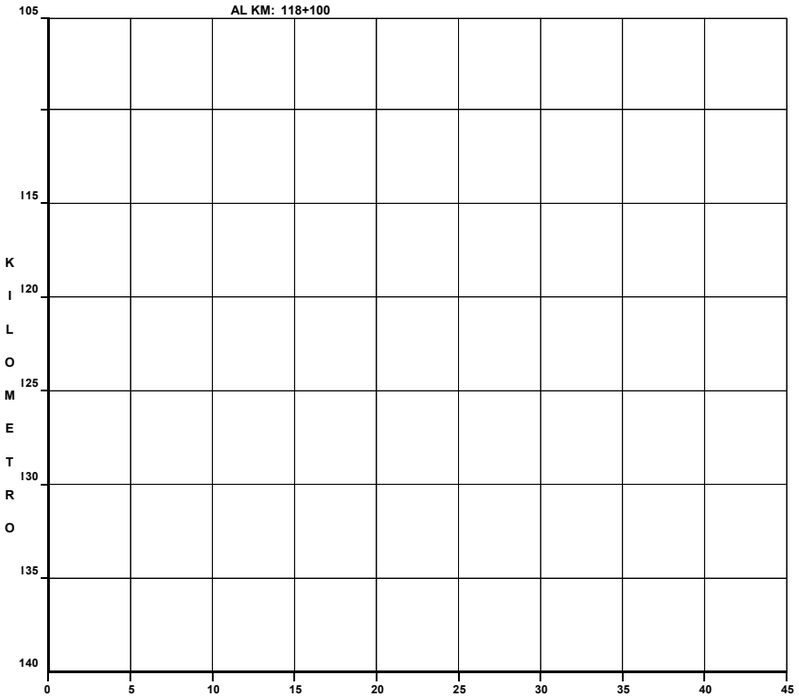


**NUMERO Y CLASIFICACION DE ACCIDENTES**

| CLAVE | CLASIFICACION DEL ACCIDENTE |
|---|---|
| **A** | SALIDA DEL CAMINO |
| SIN COLISION SOBRE EL CAMINO | |
| **B** | VOLCADURA |
| **C** | CAIDA DE PASAJERO |
| **D** | INCENDIO |
| **E** | OTROS |
| COLISION SOBRE EL CAMINO | |
| **F** | PEATON (ATROPELLAMIENTO) |
| COLISION SOBRE EL CAMINO | |
| **G** | OTRO VEHICULO MOTOR EN TRANSITO |
| **H** | OTRO VEHICULO MOTOR POR ALCANCE |
| **J** | VEHICULO MOTOR ESTACIONADO |
| **K** | FERROCARRIL |
| **L** | BICICLETA |
| **M** | ANIMAL |
| **N** | OBJETO FIJO |
| **O** | OTROS OBJETOS |

ACCIDENTES EQUIVALENTES A DAÑOS MATERIALES
✡ UN MUERTO = 6 ACCIDENTES
✡ UN HERIDO = 2 ACCIDENTES

# *ACCIDENTES POR KILOMETRO*
# *( 2 0 0 6 )*

**CARRETERA : JIQUILPAN - COLIMA**
**TRAMO: LIM. EDOS MICH/JAL - LIM. EDOS. JAL/ COL**
**RUTA: MEX - 110**

**DEL KM: 41+000**
**AL KM: 70+000**

| KILOMETRO | MUERTOS | HERIDOS | DAÑOS MATERIALES | CONDUCTOR | PEATON | VEHICULO | CAMINO | GANADO | ANTURAL |
|---|---|---|---|---|---|---|---|---|---|
| 35-40 | 0 | 0 | 0 | 0 | 0 | 0 | 0 | 0 | 0 |
| | 0 | 0 | 0 | 0 | 0 | 0 | 0 | 0 | 0 |
| | 0 | 0 | 0 | 0 | 0 | 0 | 0 | 0 | 0 |
| | 0 | 0 | 0 | 0 | 0 | 0 | 0 | 0 | 0 |
| | 0 | 0 | 0 | 0 | 0 | 0 | 0 | 0 | 0 |
| 40-45 | 0 | 0 | 0 | 0 | 0 | 0 | 0 | 0 | 0 |
| | 0 | 0 | 0 | 0 | 0 | 0 | 0 | 0 | 0 |
| | 0 | 0 | 0 | 0 | 0 | 0 | 0 | 0 | 0 |
| | 0 | 0 | 0 | 0 | 0 | 0 | 0 | 0 | 0 |
| | 0 | 0 | 0 | 0 | 0 | 0 | 0 | 0 | 0 |
| 45-50 | 0 | 0 | 0 | 0 | 0 | 0 | 0 | 0 | 0 |
| | 0 | 0 | 0 | 0 | 0 | 0 | 0 | 0 | 0 |
| | 0 | 0 | 0 | 0 | 0 | 0 | 0 | 0 | 0 |
| | 0 | 0 | 0 | 0 | 0 | 0 | 0 | 0 | 0 |
| | 0 | 0 | 0 | 0 | 0 | 0 | 0 | 0 | 0 |
| 50-55 | 0 | 0 | 0 | 0 | 0 | 0 | 0 | 0 | 0 |
| | 0 | 0 | 0 | 0 | 0 | 0 | 0 | 0 | 0 |
| | 0 | 0 | 0 | 0 | 0 | 0 | 0 | 0 | 0 |
| | 0 | 0 | 0 | 0 | 0 | 0 | 0 | 0 | 0 |
| | 0 | 0 | 0 | 0 | 0 | 0 | 0 | 0 | 0 |
| 55-60 | 0 | 0 | 0 | 0 | 0 | 0 | 0 | 0 | 0 |
| | 0 | 0 | 0 | 0 | 0 | 0 | 0 | 0 | 0 |
| | 0 | 0 | 0 | 0 | 0 | 0 | 0 | 0 | 0 |
| | 0 | 0 | 0 | 0 | 0 | 0 | 0 | 0 | 0 |
| | 0 | 0 | 0 | 0 | 0 | 0 | 0 | 0 | 0 |
| 60-65 | 1 | 1 | 21,000 | 1 | 0 | 0 | 0 | 0 | 0 |
| | 0 | 0 | 0 | 0 | 0 | 0 | 0 | 0 | 0 |
| | 0 | 0 | 0 | 0 | 0 | 0 | 0 | 0 | 0 |
| | 0 | 0 | 0 | 0 | 0 | 0 | 0 | 0 | 0 |
| | 0 | 0 | 0 | 0 | 0 | 0 | 0 | 0 | 0 |
| 65-70 | 0 | 0 | 0 | 0 | 0 | 0 | 0 | 0 | 0 |
| | 0 | 0 | 0 | 0 | 0 | 0 | 0 | 0 | 0 |
| | 0 | 0 | 0 | 0 | 0 | 0 | 0 | 0 | 0 |
| | 0 | 0 | 0 | 0 | 0 | 0 | 0 | 0 | 0 |
| | 0 | 0 | 0 | 0 | 0 | 0 | 0 | 0 | 0 |

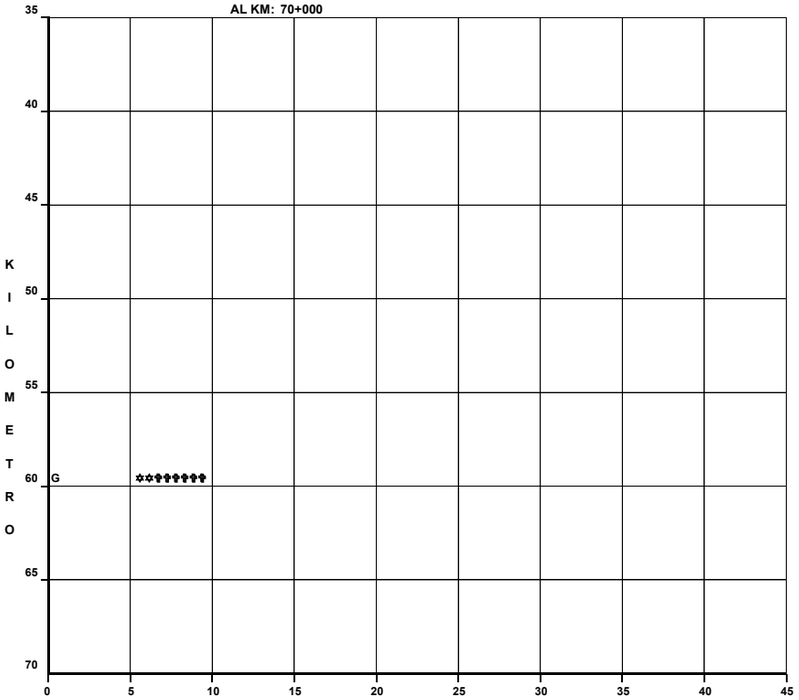


**DEL KM: 70+000**
**AL KM: 105+000**

| KILOMETRO | MUERTOS | HERIDOS | DAÑOS MATERIALES | CONDUCTOR | PEATON | VEHICULO | CAMINO | GANADO | ANTURAL |
|---|---|---|---|---|---|---|---|---|---|
| 70-75 | 0 | 0 | 0 | 0 | 0 | 0 | 0 | 0 | 0 |
| | 0 | 0 | 0 | 0 | 0 | 0 | 0 | 0 | 0 |
| | 0 | 0 | 0 | 0 | 0 | 0 | 0 | 0 | 0 |
| | 0 | 0 | 80,000 | 1 | 0 | 0 | 0 | 0 | 0 |
| | 0 | 0 | 0 | 0 | 0 | 0 | 0 | 0 | 0 |
| 75-80 | 0 | 0 | 0 | 0 | 0 | 0 | 0 | 0 | 0 |
| | 0 | 0 | 0 | 0 | 0 | 0 | 0 | 0 | 0 |
| | 0 | 4 | 35,000 | 1 | 0 | 0 | 0 | 0 | 0 |
| | 0 | 0 | 0 | 0 | 0 | 0 | 0 | 0 | 0 |
| | 0 | 0 | 0 | 0 | 0 | 0 | 0 | 0 | 0 |
| 80-85 | 0 | 0 | 0 | 0 | 0 | 0 | 0 | 0 | 0 |
| | 2 | 1 | 3,000 | 0 | 1 | 0 | 0 | 0 | 0 |
| | 0 | 0 | 0 | 0 | 0 | 0 | 0 | 0 | 0 |
| | 0 | 0 | 0 | 0 | 0 | 0 | 0 | 0 | 0 |
| | 0 | 0 | 0 | 0 | 0 | 0 | 0 | 0 | 0 |
| 85-90 | 0 | 0 | 17,000 | 1 | 0 | 0 | 0 | 0 | 0 |
| | 0 | 0 | 0 | 0 | 0 | 0 | 0 | 0 | 0 |
| | 0 | 0 | 0 | 0 | 0 | 0 | 0 | 0 | 0 |
| | 0 | 0 | 0 | 0 | 0 | 0 | 0 | 0 | 0 |
| | 0 | 0 | 0 | 0 | 0 | 0 | 0 | 0 | 0 |
| 90-95 | 0 | 0 | 0 | 0 | 0 | 0 | 0 | 0 | 0 |
| | 0 | 0 | 0 | 0 | 0 | 0 | 0 | 0 | 0 |
| | 0 | 0 | 0 | 0 | 0 | 0 | 0 | 0 | 0 |
| | 0 | 0 | 0 | 0 | 0 | 0 | 0 | 0 | 0 |
| | 0 | 0 | 0 | 0 | 0 | 0 | 0 | 0 | 0 |
| 95-100 | 0 | 0 | 27,000 | 2 | 0 | 0 | 0 | 0 | 0 |
| | 0 | 4 | 40,000 | 1 | 0 | 0 | 0 | 0 | 0 |
| | 0 | 0 | 0 | 0 | 0 | 0 | 0 | 0 | 0 |
| | 0 | 0 | 0 | 0 | 0 | 0 | 0 | 0 | 0 |
| | 0 | 0 | 0 | 0 | 0 | 0 | 0 | 0 | 0 |
| 100-105 | 0 | 0 | 0 | 0 | 0 | 0 | 0 | 0 | 0 |
| | 0 | 0 | 0 | 0 | 0 | 0 | 0 | 0 | 0 |
| | 0 | 0 | 12,000 | 1 | 0 | 0 | 0 | 0 | 0 |
| | 0 | 0 | 0 | 0 | 0 | 0 | 0 | 0 | 0 |
| | 0 | 0 | 0 | 0 | 0 | 0 | 0 | 0 | 0 |

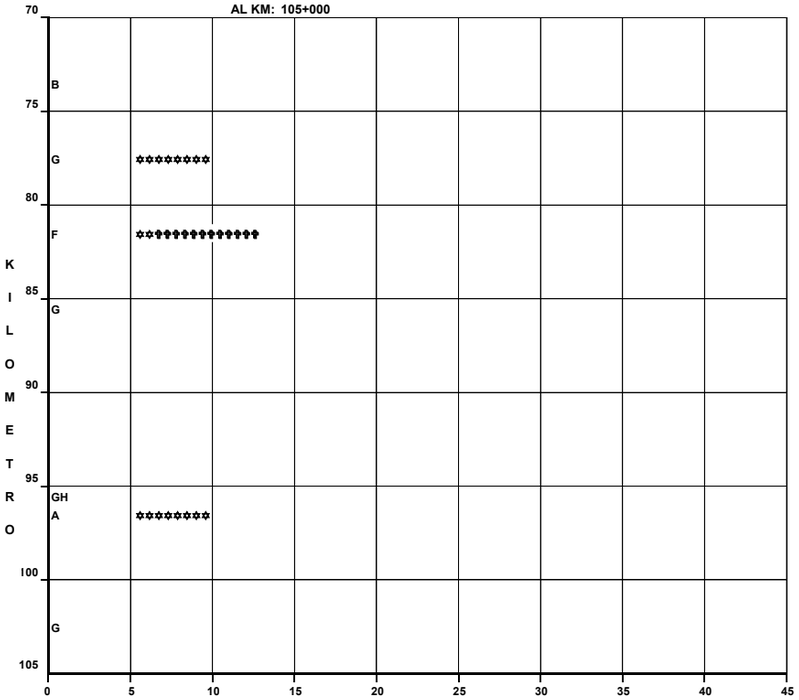


| CLAVE | CLASIFICACION DEL ACCIDENTE | CLAVE | CLASIFICACION DEL ACCIDENTE |
|---|---|---|---|
| | | COLISION SOBRE EL CAMINO | |
| A | SALIDA DEL CAMINO | G | OTRO VEHICULO MOTOR EN TRANSITO |
| | | H | OTRO VEHICULO MOTOR POR ALCANCE |
| SIN COLISION SOBRE EL CAMINO | | J | VEHICULO MOTOR ESTACIONADO |
| B | VOLCADURA | K | FERROCARRIL |
| C | CAIDA DE PASAJERO | L | BICICLETA |
| D | INCENDIO | M | ANIMAL |
| E | OTROS | N | OBJETO FIJO |
| COLISION SOBRE EL CAMINO | | O | OTROS OBJETOS |
| F | PEATON (ATROPELLAMIENTO) | | |

ACCIDENTES EQUIVALENTES A DAÑOS MATERIALES
✝ UN MUERTO = 6 ACCIDENTES
✲ UN HERIDO = 2 ACCIDENTES

# *ACCIDENTES POR KILOMETRO*
# *( 2 0 0 6 )*

**CARRETERA : JIQUILPAN - COLIMA**
**TRAMO: LIM. EDOS MICH/JAL - LIM. EDOS. JAL/ COL**
**RUTA: MEX - 110**

**DEL KM: 105+000**
**AL KM: 140+000**

| KILOMETROS | MUERTOS | HERIDOS | DAÑOS MATERIALES | CONDUCTOR | PEAOS | VEHICULO | CAMINO | GANADO | ANATURAL |
|---|---|---|---|---|---|---|---|---|---|
| 105 | 0 | 0 | 0 | 0 | 0 | 0 | 0 | 0 | 0 |
| | 0 | 0 | 0 | 0 | 0 | 0 | 0 | 0 | 0 |
| | 0 | 0 | 0 | 0 | 0 | 0 | 0 | 0 | 0 |
| | 0 | 3 | 37,000 | 1 | 0 | 0 | 0 | 0 | 0 |
| 110 | 0 | 0 | 0 | 0 | 0 | 0 | 0 | 0 | 0 |
| | 0 | 0 | 0 | 0 | 0 | 0 | 0 | 0 | 0 |
| | 0 | 0 | 0 | 0 | 0 | 0 | 0 | 0 | 0 |
| | 0 | 0 | 0 | 0 | 0 | 0 | 0 | 0 | 0 |
| | 0 | 0 | 0 | 0 | 0 | 0 | 0 | 0 | 0 |
| 115 | 0 | 0 | 0 | 0 | 0 | 0 | 0 | 0 | 0 |
| | 0 | 0 | 0 | 0 | 0 | 0 | 0 | 0 | 0 |
| | 0 | 0 | 0 | 0 | 0 | 0 | 0 | 0 | 0 |
| | 0 | 0 | 0 | 0 | 0 | 0 | 0 | 0 | 0 |
| | 0 | 0 | 0 | 0 | 0 | 0 | 0 | 0 | 0 |
| 120 | 0 | 0 | 0 | 0 | 0 | 0 | 0 | 0 | 0 |
| | 0 | 0 | 0 | 0 | 0 | 0 | 0 | 0 | 0 |
| | 0 | 0 | 0 | 0 | 0 | 0 | 0 | 0 | 0 |
| | 0 | 0 | 0 | 0 | 0 | 0 | 0 | 0 | 0 |
| | 0 | 0 | 0 | 0 | 0 | 0 | 0 | 0 | 0 |
| 125 | 0 | 0 | 0 | 0 | 0 | 0 | 0 | 0 | 0 |
| | 0 | 0 | 0 | 0 | 0 | 0 | 0 | 0 | 0 |
| | 0 | 0 | 0 | 0 | 0 | 0 | 0 | 0 | 0 |
| | 0 | 0 | 0 | 0 | 0 | 0 | 0 | 0 | 0 |
| | 0 | 0 | 0 | 0 | 0 | 0 | 0 | 0 | 0 |
| 130 | 0 | 0 | 0 | 0 | 0 | 0 | 0 | 0 | 0 |
| | 0 | 0 | 0 | 0 | 0 | 0 | 0 | 0 | 0 |
| | 0 | 0 | 0 | 0 | 0 | 0 | 0 | 0 | 0 |
| | 0 | 0 | 70,000 | 1 | 0 | 0 | 0 | 0 | 0 |
| | 0 | 0 | 0 | 0 | 0 | 0 | 0 | 0 | 0 |
| 135 | 0 | 0 | 0 | 0 | 0 | 0 | 0 | 0 | 0 |
| | 0 | 0 | 0 | 0 | 0 | 0 | 0 | 0 | 0 |
| | 0 | 0 | 0 | 0 | 0 | 0 | 0 | 0 | 0 |
| | 0 | 0 | 0 | 0 | 0 | 0 | 0 | 0 | 0 |
| | 0 | 0 | 0 | 0 | 0 | 0 | 0 | 0 | 0 |
| 140 | 0 | 0 | 4,000 | 1 | 0 | 0 | 0 | 0 | 0 |
| | 0 | 0 | 0 | 0 | 0 | 0 | 0 | 0 | 0 |
| | 0 | 0 | 0 | 0 | 0 | 0 | 0 | 0 | 0 |
| | 0 | 0 | 0 | 0 | 0 | 0 | 0 | 0 | 0 |
| | 0 | 0 | 0 | 0 | 0 | 0 | 0 | 0 | 0 |

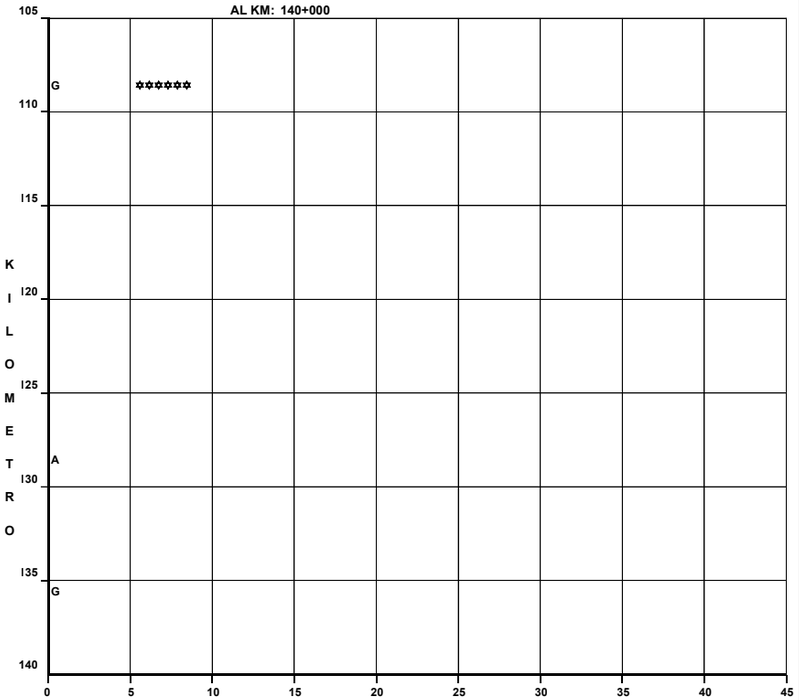


**NUMERO Y CLASIFICACION DE ACCIDENTES**

**DEL KM: 140+000**
**AL KM: 175+000**

| KILOMETROS | MUERTOS | HERIDOS | DAÑOS MATERIALES | CONDUCTOR | PEAOS | VEHICULO | CAMINO | GANADO | ANATURAL |
|---|---|---|---|---|---|---|---|---|---|
| 140 | 0 | 0 | 0 | 0 | 0 | 0 | 0 | 0 | 0 |
| | 0 | 0 | 0 | 0 | 0 | 0 | 0 | 0 | 0 |
| | 0 | 0 | 0 | 0 | 0 | 0 | 0 | 0 | 0 |
| | 0 | 0 | 0 | 0 | 0 | 0 | 0 | 0 | 0 |
| 145 | 0 | 0 | 0 | 0 | 0 | 0 | 0 | 0 | 0 |
| | 0 | 0 | 0 | 0 | 0 | 0 | 0 | 0 | 0 |
| | 0 | 0 | 0 | 0 | 0 | 0 | 0 | 0 | 0 |
| | 0 | 0 | 0 | 0 | 0 | 0 | 0 | 0 | 0 |
| | 0 | 0 | 0 | 0 | 0 | 0 | 0 | 0 | 0 |
| 150 | 0 | 0 | 0 | 0 | 0 | 0 | 0 | 0 | 0 |
| | 0 | 0 | 0 | 0 | 0 | 0 | 0 | 0 | 0 |
| | 0 | 0 | 0 | 0 | 0 | 0 | 0 | 0 | 0 |
| | 0 | 0 | 0 | 0 | 0 | 0 | 0 | 0 | 0 |
| | 0 | 0 | 0 | 0 | 0 | 0 | 0 | 0 | 0 |
| 155 | 0 | 0 | 0 | 0 | 0 | 0 | 0 | 0 | 0 |
| | 0 | 0 | 0 | 0 | 0 | 0 | 0 | 0 | 0 |
| | 0 | 0 | 0 | 0 | 0 | 0 | 0 | 0 | 0 |
| | 0 | 0 | 0 | 0 | 0 | 0 | 0 | 0 | 0 |
| | 0 | 0 | 0 | 0 | 0 | 0 | 0 | 0 | 0 |
| 160 | 0 | 0 | 0 | 0 | 0 | 0 | 0 | 0 | 0 |
| | 0 | 0 | 0 | 0 | 0 | 0 | 0 | 0 | 0 |
| | 0 | 0 | 0 | 0 | 0 | 0 | 0 | 0 | 0 |
| | 0 | 1 | 15,000 | 1 | 0 | 0 | 0 | 0 | 0 |
| | 0 | 0 | 0 | 0 | 0 | 0 | 0 | 0 | 0 |
| 165 | 0 | 0 | 0 | 0 | 0 | 0 | 0 | 0 | 0 |
| | 0 | 0 | 0 | 0 | 0 | 0 | 0 | 0 | 0 |
| | 0 | 0 | 0 | 0 | 0 | 0 | 0 | 0 | 0 |
| | 0 | 1 | 15,000 | 1 | 0 | 0 | 0 | 0 | 0 |
| | 0 | 1 | 10,000 | 1 | 0 | 0 | 0 | 0 | 0 |
| 170 | 0 | 0 | 0 | 0 | 0 | 0 | 0 | 0 | 0 |
| | 0 | 0 | 0 | 0 | 0 | 0 | 0 | 0 | 0 |
| | 0 | 0 | 0 | 0 | 0 | 0 | 0 | 0 | 0 |
| | 0 | 0 | 0 | 0 | 0 | 0 | 0 | 0 | 0 |
| | 2 | 3 | 40,000 | 1 | 0 | 0 | 0 | 0 | 0 |
| 175 | 0 | 0 | 0 | 0 | 0 | 0 | 0 | 0 | 0 |
| | 1 | 0 | 48,000 | 0 | 1 | 0 | 0 | 0 | 0 |
| | 0 | 0 | 0 | 0 | 0 | 0 | 0 | 0 | 0 |
| | 0 | 0 | 0 | 0 | 0 | 0 | 0 | 0 | 0 |
| | 0 | 0 | 0 | 0 | 0 | 0 | 0 | 0 | 0 |

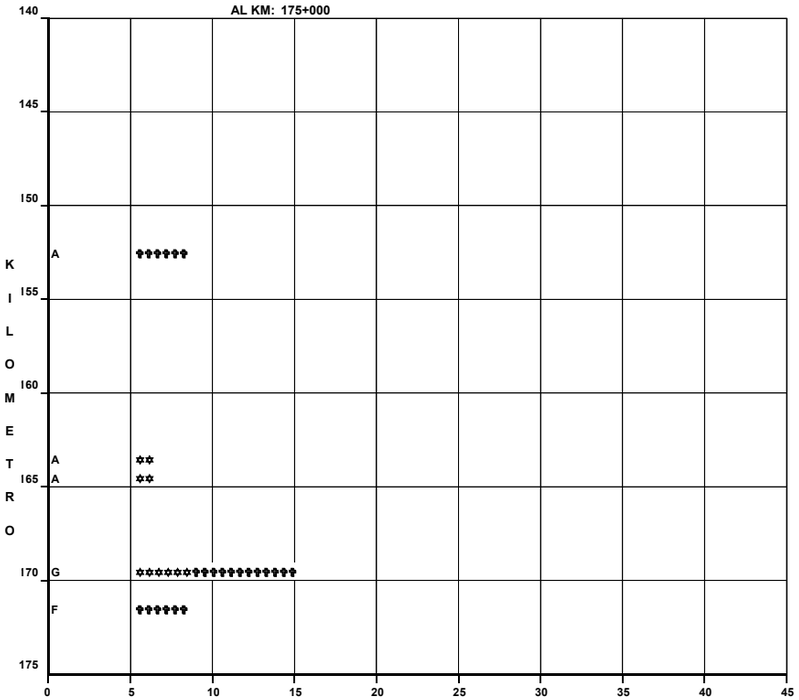


**NUMERO Y CLASIFICACION DE ACCIDENTES**

| CLAVE | CLASIFICACION DEL ACCIDENTE |
|---|---|
| **A** | SALIDA DEL CAMINO |
| | SIN COLISION SOBRE EL CAMINO |
| **B** | VOLCADURA |
| **C** | CAIDA DE PASAJERO |
| **D** | INCENDIO |
| **E** | OTROS |
| | COLISION SOBRE EL CAMINO |
| **F** | PEATON (ATROPELLAMIENTO) |

| CLAVE | CLASIFICACION DEL ACCIDENTE |
|---|---|
| | COLISION SOBRE EL CAMINO |
| **G** | OTRO VEHICULO MOTOR EN TRANSITO |
| **H** | OTRO VEHICULO MOTOR POR ALCANCE |
| **J** | VEHICULO MOTOR ESTACIONADO |
| **K** | FERROCARRIL |
| **L** | BICICLETA |
| **M** | ANIMAL |
| **N** | OBJETO FIJO |
| **O** | OTROS OBJETOS |

ACCIDENTES EQUIVALENTES A DAÑOS MATERIALES
✝ UN MUERTO = 6 ACCIDENTES
✲ UN HERIDO = 2 ACCIDENTES

# *ACCIDENTES POR KILOMETRO*
# *( 2 0 0 6 )*

**CARRETERA : JIQUILPAN - COLIMA**
**TRAMO: LIM. EDOS MICH/JAL - LIM. EDOS. JAL/ COL**
**RUTA: MEX - 110**

**DEL KM: 175+000**
**AL KM: 210+000**

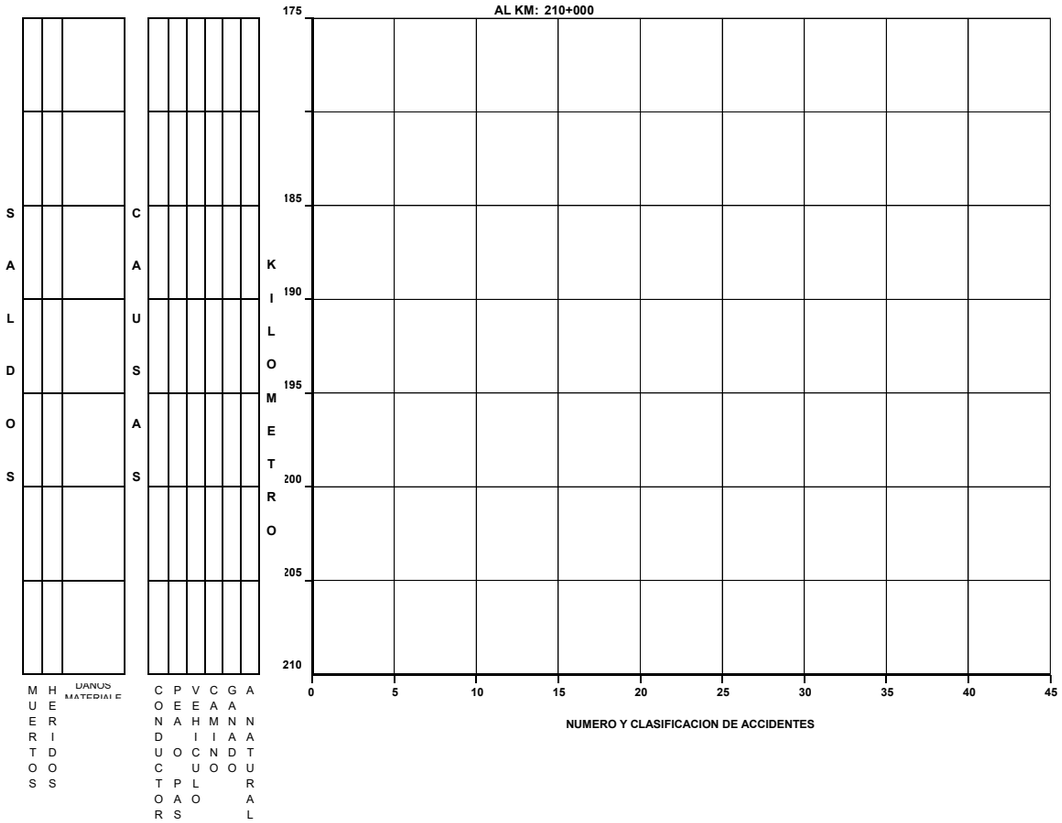


**DEL KM: 210+000**
**AL KM: 245+000**

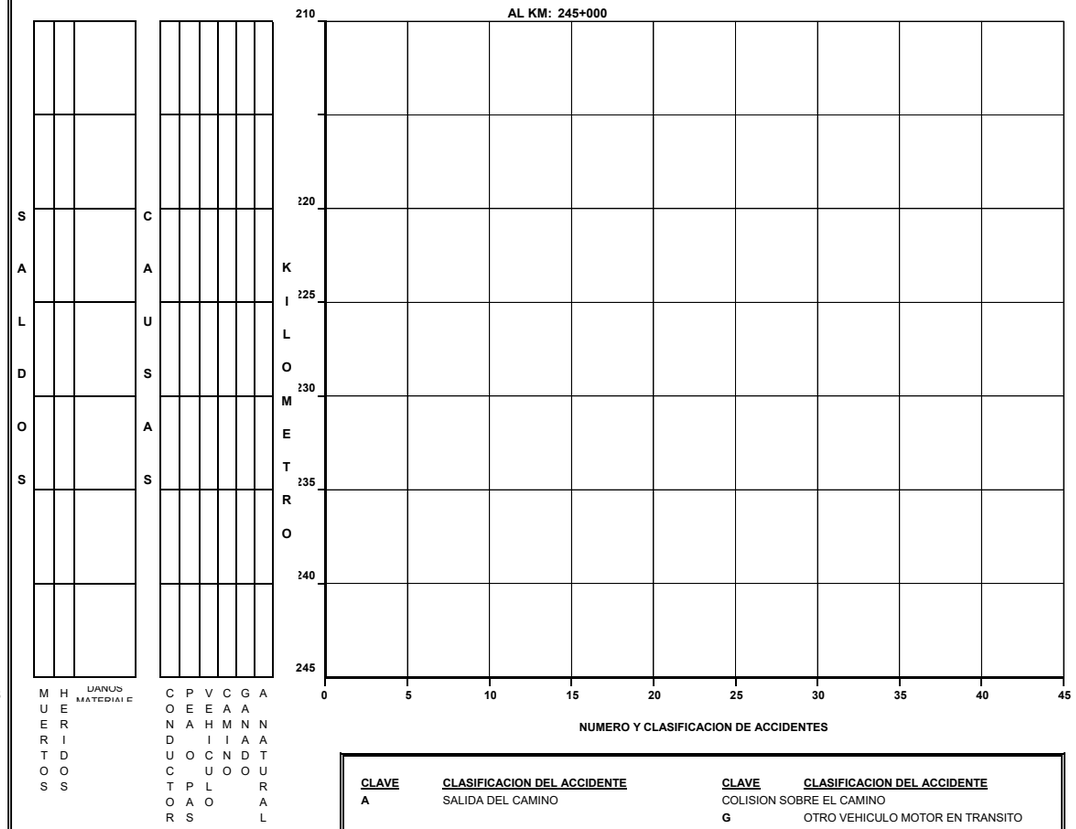


| CLAVE | CLASIFICACION DEL ACCIDENTE | CLAVE | CLASIFICACION DEL ACCIDENTE |
|---|---|---|---|
| **A** | SALIDA DEL CAMINO | COLISION SOBRE EL CAMINO | |
| | | **G** | OTRO VEHICULO MOTOR EN TRANSITO |
| SIN COLISION SOBRE EL CAMINO | | **H** | OTRO VEHICULO MOTOR POR ALCANCE |
| **B** | VOLCADURA | **J** | VEHICULO MOTOR ESTACIONADO |
| **C** | CAIDA DE PASAJERO | **K** | FERROCARRIL |
| **D** | INCENDIO | **L** | BICICLETA |
| **E** | OTROS | **M** | ANIMAL |
| COLISION SOBRE EL CAMINO | | **N** | OBJETO FIJO |
| **F** | PEATON (ATROPELLAMIENTO) | **O** | OTROS OBJETOS |

ACCIDENTES EQUIVALENTES A DAÑOS MATERIALES
✝ UN MUERTO = 6 ACCIDENTES
✱ UN HERIDO = 2 ACCIDENTES

# *ACCIDENTES POR KILOMETRO*
# *( 2 0 0 6 )*

**CARRETERA : STA. CRUZ - MELAQUE**
**TRAMO: ENT. STA. CRUZ - ENT. C(MZLLO-PTO. VALLARTA)**
**RUTA: MEX - 080**

**DEL KM: 0+000**
**AL KM: 35+000**

| Muertos | Heridos | Daños materiales | Conductor | Peatón | Vehículo | Camino | Ganado | Animal | Kilómetro | Clave | Clasificación del accidente |
|---|---|---|---|---|---|---|---|---|---|---|---|
| 1 | 4 | 166,000 | 5 | 0 | 0 | 0 | 0 | 0 | 0 | GGGHH | ✡✡✡✡✡✡✡✡✡✡✡✡✡✡✡✡ |
| 1 | 1 | 109,000 | 2 | 2 | 0 | 0 | 0 | 0 | | FFGH | ✡✡✡✡✡✡✡✡ |
| 0 | 0 | 0 | 0 | 0 | 0 | 0 | 0 | 0 | | | |
| 0 | 1 | 20,000 | 1 | 0 | 0 | 0 | 0 | 0 | | G | ✡✡ |
| 0 | 0 | 0 | 0 | 0 | 0 | 0 | 0 | 0 | | | |
| 0 | 0 | 11,000 | 0 | 0 | 0 | 1 | 0 | 0 | 5 | J | |
| 0 | 0 | 0 | 0 | 0 | 0 | 0 | 0 | 0 | | | |
| 0 | 0 | 0 | 0 | 0 | 0 | 0 | 0 | 0 | | | |
| 0 | 0 | 0 | 0 | 0 | 0 | 0 | 0 | 0 | | | |
| 0 | 1 | 500 | 1 | 0 | 0 | 0 | 0 | 0 | | B | ✡✡ |
| 0 | 0 | 0 | 0 | 0 | 0 | 0 | 0 | 0 | 10 | | |
| 1 | 2 | 140,000 | 3 | 0 | 0 | 0 | 0 | 0 | | AGN | ✡✡✡✡✡✡✡✡✡✡ |
| 1 | 5 | 45,000 | 1 | 0 | 0 | 0 | 0 | 0 | | G | ✡✡✡✡✡✡✡✡✡✡✡✡✡✡✡✡ |
| 0 | 1 | 1,000 | 0 | 1 | 0 | 0 | 0 | 0 | | F | ✡✡ |
| 0 | 0 | 0 | 0 | 0 | 0 | 0 | 0 | 0 | | | |
| 0 | 0 | 0 | 0 | 0 | 0 | 0 | 0 | 0 | 15 | | |
| 0 | 0 | 0 | 0 | 0 | 0 | 0 | 0 | 0 | | | |
| 0 | 0 | 0 | 0 | 0 | 0 | 0 | 0 | 0 | | | |
| 0 | 0 | 0 | 0 | 0 | 0 | 0 | 0 | 0 | | | |
| 0 | 0 | 0 | 0 | 0 | 0 | 0 | 0 | 0 | | | |
| 0 | 0 | 0 | 0 | 0 | 0 | 0 | 0 | 0 | 20 | | |
| 0 | 0 | 0 | 0 | 0 | 0 | 0 | 0 | 0 | | | |
| 0 | 1 | 20,000 | 0 | 0 | 1 | 0 | 0 | 0 | | A | ✡✡ |
| 0 | 0 | 0 | 0 | 0 | 0 | 0 | 0 | 0 | | | |
| 0 | 4 | 30,000 | 2 | 0 | 0 | 0 | 0 | 0 | | GG | ✡✡✡✡✡✡✡✡ |
| 0 | 1 | 70,000 | 1 | 0 | 0 | 0 | 0 | 0 | 25 | G | ✡✡ |
| 0 | 3 | 45,000 | 1 | 0 | 0 | 0 | 0 | 0 | | G | ✡✡✡✡✡✡ |
| 0 | 0 | 0 | 0 | 0 | 0 | 0 | 0 | 0 | | | |
| 0 | 0 | 0 | 0 | 0 | 0 | 0 | 0 | 0 | | | |
| 0 | 0 | 0 | 0 | 0 | 0 | 0 | 0 | 0 | | | |
| 1 | 0 | 77,000 | 2 | 0 | 0 | 0 | 0 | 0 | 30 | BH | ✟✟✟✟✟✟ |
| 0 | 0 | 0 | 0 | 0 | 0 | 0 | 0 | 0 | | | |
| 0 | 2 | 50,000 | 2 | 0 | 0 | 0 | 0 | 0 | | GG | ✡✡✡✡ |
| 0 | 0 | 0 | 0 | 0 | 0 | 0 | 0 | 0 | | | |
| 0 | 0 | 0 | 0 | 0 | 0 | 0 | 0 | 0 | | | |
| 1 | 0 | 18,000 | 1 | 0 | 0 | 0 | 0 | 0 | 35 | A | ✟✟✟✟✟✟ |

**NUMERO Y CLASIFICACION DE ACCIDENTES**

**DEL KM: 35+000**
**AL KM: 70+000**

| Muertos | Heridos | Daños materiales | Conductor | Peatón | Vehículo | Camino | Ganado | Animal | Kilómetro | Clave | Clasificación del accidente |
|---|---|---|---|---|---|---|---|---|---|---|---|
| 0 | 0 | 0 | 0 | 0 | 0 | 0 | 0 | 0 | | | |
| 0 | 0 | 0 | 0 | 0 | 0 | 0 | 0 | 0 | | | |
| 0 | 0 | 0 | 0 | 0 | 0 | 0 | 0 | 0 | | | |
| 0 | 0 | 0 | 0 | 0 | 0 | 0 | 0 | 0 | | | |
| 0 | 0 | 0 | 0 | 0 | 0 | 0 | 0 | 0 | 40 | | |
| 0 | 1 | 10,000 | 0 | 0 | 1 | 0 | 0 | 0 | | A | ✡✡ |
| 0 | 0 | 0 | 0 | 0 | 0 | 0 | 0 | 0 | | | |
| 0 | 0 | 0 | 0 | 0 | 0 | 0 | 0 | 0 | | | |
| 0 | 0 | 300,000 | 1 | 0 | 0 | 0 | 0 | 0 | | A | |
| 0 | 3 | 30,000 | 1 | 0 | 0 | 0 | 0 | 0 | 45 | G | ✡✡✡✡✡✡ |
| 0 | 0 | 0 | 0 | 0 | 0 | 0 | 0 | 0 | | | |
| 0 | 0 | 0 | 0 | 0 | 0 | 0 | 0 | 0 | | | |
| 0 | 0 | 0 | 0 | 0 | 0 | 0 | 0 | 0 | | | |
| 0 | 0 | 0 | 0 | 0 | 0 | 0 | 0 | 0 | | | |
| 0 | 0 | 0 | 0 | 0 | 0 | 0 | 0 | 0 | 50 | | |
| 0 | 3 | 100,000 | 0 | 0 | 1 | 0 | 0 | 0 | | A | ✡✡✡✡✡✡ |
| 0 | 0 | 0 | 0 | 0 | 0 | 0 | 0 | 0 | | | |
| 0 | 0 | 0 | 0 | 0 | 0 | 0 | 0 | 0 | | | |
| 0 | 0 | 0 | 0 | 0 | 0 | 0 | 0 | 0 | | | |
| 0 | 0 | 0 | 0 | 0 | 0 | 0 | 0 | 0 | 55 | | |
| 0 | 1 | 79,000 | 2 | 0 | 0 | 0 | 0 | 0 | | GG | ✡✡ |
| 0 | 0 | 0 | 0 | 0 | 0 | 0 | 0 | 0 | | | |
| 0 | 1 | 30,000 | 1 | 0 | 0 | 0 | 0 | 0 | | G | ✡✡ |
| 0 | 0 | 10,000 | 0 | 0 | 0 | 1 | 0 | 0 | | G | |
| 0 | 0 | 0 | 0 | 0 | 0 | 0 | 0 | 0 | 60 | | |
| 0 | 0 | 0 | 0 | 0 | 0 | 0 | 0 | 0 | | | |
| 0 | 5 | 185,000 | 4 | 0 | 0 | 0 | 0 | 0 | | GGGH | ✡✡✡✡✡✡✡✡✡✡ |
| 0 | 0 | 0 | 0 | 0 | 0 | 0 | 0 | 0 | | | |
| 0 | 0 | 40,000 | 1 | 0 | 0 | 0 | 0 | 0 | | G | |
| 0 | 0 | 0 | 0 | 0 | 0 | 0 | 0 | 0 | 65 | | |
| 0 | 0 | 0 | 0 | 0 | 0 | 0 | 0 | 0 | | | |
| 0 | 0 | 0 | 0 | 0 | 0 | 0 | 0 | 0 | | | |
| 0 | 0 | 0 | 0 | 0 | 0 | 0 | 0 | 0 | | | |
| 0 | 0 | 0 | 0 | 0 | 0 | 0 | 0 | 0 | | | |
| 0 | 0 | 0 | 0 | 0 | 0 | 0 | 0 | 0 | 70 | | |

**NUMERO Y CLASIFICACION DE ACCIDENTES**

| CLAVE | CLASIFICACION DEL ACCIDENTE | CLAVE | CLASIFICACION DEL ACCIDENTE |
|---|---|---|---|
| | | COLISION SOBRE EL CAMINO | |
| | | G | OTRO VEHICULO MOTOR EN TRANSITO |
| SIN COLISION SOBRE EL CAMINO | | H | OTRO VEHICULO MOTOR POR ALCANCE |
| B | VOLCADURA | J | VEHICULO MOTOR ESTACIONADO |
| C | CAIDA DE PASAJERO | K | FERROCARRIL |
| D | INCENDIO | L | BICICLETA |
| E | OTROS | M | ANIMAL |
| COLISION SOBRE EL CAMINO | | N | OBJETO FIJO |
| F | PEATON (ATROPELLAMIENTO) | O | OTROS OBJETOS |
| A | SALIDA DEL CAMINO | | |

ACCIDENTES EQUIVALENTES A DAÑOS MATERIALES
✟ UN MUERTO = 6 ACCIDENTES
✡ UN HERIDO = 2 ACCIDENTES

# *ACCIDENTES POR KILOMETRO*
# *( 2 0 0 6 )*

**CARRETERA : STA. CRUZ - MELAQUE**
**TRAMO: ENT. STA. CRUZ - ENT. C(MZLLO-PTO. VALLARTA)**
**RUTA: MEX - 080**

**DEL KM: 70+000**
**AL KM: 105+000**

| KILOMETRO | MUERTOS | HERIDOS | DAÑOS MATERIALES | CONDUCTOR | PEATON | VEHICULO | CAMINO | GANADO | ANTURAL | CLAVES |
|---|---|---|---|---|---|---|---|---|---|---|
| 70-75 | 0 | 0 | 0 | 0 | 0 | 0 | 0 | 0 | 0 | |
| | 0 | 0 | 0 | 0 | 0 | 0 | 0 | 0 | 0 | |
| | 0 | 1 | 80,000 | 1 | 0 | 0 | 0 | 0 | 0 | G ✡✡ |
| | 0 | 0 | 0 | 0 | 0 | 0 | 0 | 0 | 0 | |
| | 0 | 0 | 0 | 0 | 0 | 0 | 0 | 0 | 0 | |
| 75-80 | 0 | 0 | 0 | 0 | 0 | 0 | 0 | 0 | 0 | |
| | 0 | 0 | 0 | 0 | 0 | 0 | 0 | 0 | 0 | |
| | 0 | 0 | 0 | 0 | 0 | 0 | 0 | 0 | 0 | |
| | 0 | 0 | 0 | 0 | 0 | 0 | 0 | 0 | 0 | |
| | 0 | 0 | 0 | 0 | 0 | 0 | 0 | 0 | 0 | |
| 80-85 | 0 | 0 | 0 | 0 | 0 | 0 | 0 | 0 | 0 | |
| | 0 | 0 | 52,000 | 1 | 0 | 0 | 0 | 0 | 0 | G |
| | 0 | 0 | 0 | 0 | 0 | 0 | 0 | 0 | 0 | |
| | 0 | 0 | 0 | 0 | 0 | 0 | 0 | 0 | 0 | |
| | 0 | 2 | 50,000 | 0 | 0 | 0 | 1 | 0 | 0 | G ✡✡✡✡ |
| 85-90 | 0 | 0 | 0 | 0 | 0 | 0 | 0 | 0 | 0 | |
| | 0 | 0 | 0 | 0 | 0 | 0 | 0 | 0 | 0 | |
| | 0 | 0 | 0 | 0 | 0 | 0 | 0 | 0 | 0 | |
| | 0 | 0 | 0 | 0 | 0 | 0 | 0 | 0 | 0 | |
| | 0 | 6 | 43,000 | 1 | 0 | 0 | 0 | 0 | 1 | BG ✡✡✡✡✡✡✡✡✡✡✡✡ |
| 90-95 | 0 | 0 | 0 | 0 | 0 | 0 | 0 | 0 | 0 | |
| | 0 | 0 | 0 | 0 | 0 | 0 | 0 | 0 | 0 | |
| | 0 | 0 | 0 | 0 | 0 | 0 | 0 | 0 | 0 | |
| | 0 | 0 | 0 | 0 | 0 | 0 | 0 | 0 | 0 | |
| | 0 | 0 | 0 | 0 | 0 | 0 | 0 | 0 | 0 | |
| 95-100 | 0 | 0 | 100,000 | 0 | 0 | 0 | 1 | 0 | 0 | A |
| | 0 | 0 | 0 | 0 | 0 | 0 | 0 | 0 | 0 | |
| | 0 | 0 | 0 | 0 | 0 | 0 | 0 | 0 | 0 | |
| | 0 | 0 | 0 | 0 | 0 | 0 | 0 | 0 | 0 | |
| | 0 | 0 | 32,000 | 1 | 0 | 0 | 0 | 0 | 0 | G |
| 100-105 | 0 | 0 | 0 | 0 | 0 | 0 | 0 | 0 | 0 | |
| | 0 | 0 | 0 | 0 | 0 | 0 | 0 | 0 | 0 | |
| | 0 | 0 | 0 | 0 | 0 | 0 | 0 | 0 | 0 | |
| | 0 | 0 | 0 | 0 | 0 | 0 | 0 | 0 | 0 | |
| | 0 | 0 | 0 | 0 | 0 | 0 | 0 | 0 | 0 | |

SALDOS CAUSADOS

NUMERO Y CLASIFICACION DE ACCIDENTES

**DEL KM: 105+000**
**AL KM: 140+000**

| KILOMETRO | MUERTOS | HERIDOS | DAÑOS MATERIALES | CONDUCTOR | PEATON | VEHICULO | CAMINO | GANADO | ANTURAL | CLAVES |
|---|---|---|---|---|---|---|---|---|---|---|
| 105-110 | 0 | 0 | 0 | 0 | 0 | 0 | 0 | 0 | 0 | |
| | 0 | 0 | 0 | 0 | 0 | 0 | 0 | 0 | 0 | |
| | 1 | 2 | 65,000 | 1 | 0 | 0 | 0 | 0 | 1 | AG ✡✡✡✡✡✡✡✡✡✡ |
| | 0 | 0 | 0 | 0 | 0 | 0 | 0 | 0 | 0 | |
| | 0 | 0 | 0 | 0 | 0 | 0 | 0 | 0 | 0 | |
| 110-115 | 0 | 0 | 0 | 0 | 0 | 0 | 0 | 0 | 0 | |
| | 0 | 0 | 0 | 0 | 0 | 0 | 0 | 0 | 0 | |
| | 0 | 0 | 0 | 0 | 0 | 0 | 0 | 0 | 0 | |
| | 0 | 0 | 0 | 0 | 0 | 0 | 0 | 0 | 0 | |
| | 0 | 0 | 0 | 0 | 0 | 0 | 0 | 0 | 0 | |
| 115-120 | 0 | 0 | 0 | 0 | 0 | 0 | 0 | 0 | 0 | |
| | 0 | 2 | 30,000 | 0 | 0 | 0 | 1 | 0 | 0 | G ✡✡✡✡ |
| | 0 | 0 | 0 | 0 | 0 | 0 | 0 | 0 | 0 | |
| | 0 | 0 | 0 | 0 | 0 | 0 | 0 | 0 | 0 | |
| | 0 | 0 | 0 | 0 | 0 | 0 | 0 | 0 | 0 | |
| 120-125 | 0 | 0 | 0 | 0 | 0 | 0 | 0 | 0 | 0 | |
| | 0 | 0 | 0 | 0 | 0 | 0 | 0 | 0 | 0 | |
| | 0 | 0 | 0 | 0 | 0 | 0 | 0 | 0 | 0 | |
| | 0 | 0 | 0 | 0 | 0 | 0 | 0 | 0 | 0 | |
| | 0 | 1 | 65,000 | 1 | 0 | 0 | 0 | 0 | 0 | G ✡✡ |
| 125-130 | 0 | 0 | 40,000 | 1 | 0 | 0 | 0 | 0 | 0 | G |
| | 0 | 0 | 8,000 | 1 | 0 | 0 | 0 | 0 | 0 | G |
| | 0 | 0 | 0 | 0 | 0 | 0 | 0 | 0 | 0 | |
| | 0 | 0 | 40,000 | 0 | 0 | 0 | 0 | 0 | 1 | H |
| | 0 | 0 | 0 | 0 | 0 | 0 | 0 | 0 | 0 | |
| 130-135 | 0 | 1 | 54,000 | 1 | 0 | 0 | 1 | 0 | 0 | GG ✡✡ |
| | 0 | 0 | 0 | 0 | 0 | 0 | 0 | 0 | 0 | |
| | 0 | 1 | 85,000 | 1 | 0 | 1 | 0 | 0 | 0 | GG ✡✡ |
| | 0 | 0 | 0 | 0 | 0 | 0 | 0 | 0 | 0 | |
| | 0 | 0 | 0 | 0 | 0 | 0 | 0 | 0 | 0 | |
| 135-140 | 0 | 0 | 0 | 0 | 0 | 0 | 0 | 0 | 0 | |
| | 0 | 0 | 0 | 0 | 0 | 0 | 0 | 0 | 0 | |
| | 0 | 0 | 0 | 0 | 0 | 0 | 0 | 0 | 0 | |
| | 0 | 0 | 5,000 | 0 | 0 | 0 | 0 | 0 | 0 | |
| | 0 | 0 | 0 | 0 | 0 | 1 | 0 | 0 | 0 | G |

SALDOS CAUSADOS

NUMERO Y CLASIFICACION DE ACCIDENTES

| CLAVE | CLASIFICACION DEL ACCIDENTE |
|---|---|
| **A** | SALIDA DEL CAMINO |
| SIN COLISION SOBRE EL CAMINO | |
| **B** | VOLCADURA |
| **C** | CAIDA DE PASAJERO |
| **D** | INCENDIO |
| **E** | OTROS |
| COLISION SOBRE EL CAMINO | |
| **F** | PEATON (ATROPELLAMIENTO) |

| CLAVE | CLASIFICACION DEL ACCIDENTE |
|---|---|
| COLISION SOBRE EL CAMINO | |
| **G** | OTRO VEHICULO MOTOR EN TRANSITO |
| **H** | OTRO VEHICULO MOTOR POR ALCANCE |
| **J** | VEHICULO MOTOR ESTACIONADO |
| **K** | FERROCARRIL |
| **L** | BICICLETA |
| **M** | ANIMAL |
| **N** | OBJETO FIJO |
| **O** | OTROS OBJETOS |

ACCIDENTES EQUIVALENTES A DAÑOS MATERIALES
✝ UN MUERTO = 6 ACCIDENTES
✡ UN HERIDO = 2 ACCIDENTES

# ACCIDENTES POR KILOMETRO
## ( 2 0 0 6 )

**CARRETERA : STA. CRUZ - MELAQUE**
**TRAMO: ENT. STA. CRUZ - ENT. C(MZLLO-PTO. VALLARTA)**
**RUTA: MEX - 080**

**DEL KM: 140+000**
**AL KM: 175+000**

| KILOMETRO | MUERTOS | HERIDOS | DAÑOS MATERIALES | CONDUCTOR | PEA OPAS | VEHICULO | CAMINO | GANADO | A NATURAL | CLAVE | |
|---|---|---|---|---|---|---|---|---|---|---|---|
| 140 | | | | | | | | | | | |
| | 0 | 0 | 0 | 0 | 0 | 0 | 0 | 0 | 0 | | |
| | 0 | 0 | 0 | 0 | 0 | 0 | 0 | 0 | 0 | | |
| | 0 | 0 | 0 | 0 | 0 | 0 | 0 | 0 | 0 | | |
| | 0 | 0 | 0 | 0 | 0 | 0 | 0 | 0 | 0 | | |
| | 0 | 0 | 0 | 0 | 0 | 0 | 0 | 0 | 0 | | |
| | 0 | 0 | 0 | 0 | 0 | 0 | 0 | 0 | 0 | | |
| | 0 | 0 | 0 | 0 | 0 | 0 | 0 | 0 | 0 | | |
| | 0 | 0 | 0 | 0 | 0 | 0 | 0 | 0 | 0 | | |
| | 0 | 1 | 502,000 | 1 | 1 | 0 | 0 | 0 | 0 | CG | ✲✲ |
| 150 | 0 | 0 | 0 | 0 | 0 | 0 | 0 | 0 | 0 | | |
| | 0 | 0 | 0 | 0 | 0 | 0 | 0 | 0 | 0 | | |
| | 0 | 0 | 0 | 0 | 0 | 0 | 0 | 0 | 0 | | |
| | 0 | 0 | 0 | 0 | 0 | 0 | 0 | 0 | 0 | | |
| | 0 | 0 | 0 | 0 | 0 | 0 | 0 | 0 | 0 | | |
| 155 | 0 | 0 | 0 | 0 | 0 | 0 | 0 | 0 | 0 | | |
| | 0 | 0 | 0 | 0 | 0 | 0 | 0 | 0 | 0 | | |
| | 0 | 0 | 0 | 0 | 0 | 0 | 0 | 0 | 0 | | |
| | 0 | 0 | 0 | 0 | 0 | 0 | 0 | 0 | 0 | | |
| | 0 | 0 | 0 | 0 | 0 | 0 | 0 | 0 | 0 | | |
| 160 | 0 | 0 | 0 | 0 | 0 | 0 | 0 | 0 | 0 | | |
| | 0 | 0 | 0 | 0 | 0 | 0 | 0 | 0 | 0 | | |
| | 0 | 0 | 0 | 0 | 0 | 0 | 0 | 0 | 0 | | |
| | 0 | 0 | 0 | 0 | 0 | 0 | 0 | 0 | 0 | | |
| | 0 | 0 | 0 | 0 | 0 | 0 | 0 | 0 | 0 | | |
| 165 | 0 | 1 | 32,100 | 0 | 0 | 1 | 0 | 0 | 0 | H | ✲✲ |
| | 0 | 0 | 0 | 0 | 0 | 0 | 0 | 0 | 0 | | |
| | 0 | 0 | 0 | 0 | 0 | 0 | 0 | 0 | 0 | | |
| | 0 | 0 | 0 | 0 | 0 | 0 | 0 | 0 | 0 | | |
| | 0 | 0 | 0 | 0 | 0 | 0 | 0 | 0 | 0 | | |
| 170 | 0 | 0 | 0 | 0 | 0 | 0 | 0 | 0 | 0 | | |
| | 0 | 0 | 0 | 0 | 0 | 0 | 0 | 0 | 0 | | |
| | 0 | 0 | 0 | 0 | 0 | 0 | 0 | 0 | 0 | | |
| | 0 | 0 | 0 | 0 | 0 | 0 | 0 | 0 | 0 | | |
| | 0 | 0 | 0 | 0 | 0 | 0 | 0 | 0 | 0 | | |
| 175 | 0 | 0 | 0 | 0 | 0 | 0 | 0 | 0 | 0 | | |

SALDOS — CAUSAS — KILOMETRO

0 5 10 15 20 25 30 35 40 45

**NUMERO Y CLASIFICACION DE ACCIDENTES**

**DEL KM: 175+000**
**AL KM: 210+000**

| KILOMETRO | MUERTOS | HERIDOS | DAÑOS MATERIALES | CONDUCTOR | PEA OPAS | VEHICULO | CAMINO | GANADO | A NATURAL | CLAVE | |
|---|---|---|---|---|---|---|---|---|---|---|---|
| 175 | | | | | | | | | | | |
| | 0 | 0 | 0 | 0 | 0 | 0 | 0 | 0 | 0 | | |
| | 0 | 0 | 0 | 0 | 0 | 0 | 0 | 0 | 0 | | |
| | 0 | 0 | 0 | 0 | 0 | 0 | 0 | 0 | 0 | | |
| | 0 | 0 | 0 | 0 | 0 | 0 | 0 | 0 | 0 | | |
| | 0 | 0 | 0 | 0 | 0 | 0 | 0 | 0 | 0 | | |
| | 0 | 0 | 0 | 0 | 0 | 0 | 0 | 0 | 0 | | |
| | 0 | 0 | 0 | 0 | 0 | 0 | 0 | 0 | 0 | | |
| | 0 | 0 | 0 | 0 | 0 | 0 | 0 | 0 | 0 | | |
| | 0 | 0 | 0 | 0 | 0 | 0 | 0 | 0 | 0 | | |
| 185 | 0 | 0 | 0 | 0 | 0 | 0 | 0 | 0 | 0 | | |
| | 0 | 0 | 0 | 0 | 0 | 0 | 0 | 0 | 0 | | |
| | 0 | 2 | 88,000 | 1 | 0 | 0 | 0 | 0 | 0 | G | ✲✲✲✲ |
| | 0 | 0 | 0 | 0 | 0 | 0 | 0 | 0 | 0 | | |
| | 0 | 2 | 25,000 | 1 | 0 | 0 | 0 | 0 | 0 | B | ✲✲✲✲ |
| 190 | 0 | 0 | 0 | 0 | 0 | 0 | 0 | 0 | 0 | | |
| | 0 | 0 | 0 | 0 | 0 | 0 | 0 | 0 | 0 | | |
| | 0 | 0 | 0 | 0 | 0 | 0 | 0 | 0 | 0 | | |
| | 0 | 0 | 0 | 0 | 0 | 0 | 0 | 0 | 0 | | |
| | 0 | 0 | 0 | 0 | 0 | 0 | 0 | 0 | 0 | | |
| 195 | 0 | 0 | 0 | 0 | 0 | 0 | 0 | 0 | 0 | | |
| | 0 | 0 | 0 | 0 | 0 | 0 | 0 | 0 | 0 | | |
| | 0 | 0 | 0 | 0 | 0 | 0 | 0 | 0 | 0 | | |
| | 0 | 0 | 0 | 0 | 0 | 0 | 0 | 0 | 0 | | |
| | 0 | 0 | 0 | 0 | 0 | 0 | 0 | 0 | 0 | | |
| 200 | 0 | 0 | 0 | 0 | 0 | 0 | 0 | 0 | 0 | | |
| | 0 | 1 | 30,000 | 0 | 0 | 0 | 0 | 0 | 1 | N | ✲✲ |
| | 0 | 0 | 0 | 0 | 0 | 0 | 0 | 0 | 0 | | |
| | 0 | 0 | 0 | 0 | 0 | 0 | 0 | 0 | 0 | | |
| | 0 | 0 | 0 | 0 | 0 | 0 | 0 | 0 | 0 | | |
| 205 | 0 | 0 | 40,000 | 1 | 0 | 0 | 0 | 0 | 0 | A | |
| | 0 | 0 | 0 | 0 | 0 | 0 | 0 | 0 | 0 | | |
| | 0 | 0 | 0 | 0 | 0 | 0 | 0 | 0 | 0 | | |
| | 0 | 0 | 10,000 | 1 | 0 | 0 | 0 | 0 | 0 | G | |
| | 0 | 0 | 0 | 0 | 0 | 0 | 0 | 0 | 0 | | |
| 210 | 0 | 1 | 40,000 | 1 | 0 | 0 | 0 | 0 | 0 | H | ✲✲ |

SALDOS — CAUSAS — KILOMETRO

0 5 10 15 20 25 30 35 40 45

**NUMERO Y CLASIFICACION DE ACCIDENTES**

| CLAVE | CLASIFICACION DEL ACCIDENTE | CLAVE | CLASIFICACION DEL ACCIDENTE |
|---|---|---|---|
| A | SALIDA DEL CAMINO | | COLISION SOBRE EL CAMINO |
| | | G | OTRO VEHICULO MOTOR EN TRANSITO |
| | SIN COLISION SOBRE EL CAMINO | H | OTRO VEHICULO MOTOR POR ALCANCE |
| B | VOLCADURA | J | VEHICULO MOTOR ESTACIONADO |
| C | CAIDA DE PASAJERO | K | FERROCARRIL |
| D | INCENDIO | L | BICICLETA |
| E | OTROS | M | ANIMAL |
| | COLISION SOBRE EL CAMINO | N | OBJETO FIJO |
| F | PEATON (ATROPELLAMIENTO) | O | OTROS OBJETOS |

ACCIDENTES EQUIVALENTES A DAÑOS MATERIALES
✞ UN MUERTO = 6 ACCIDENTES
✲ UN HERIDO = 2 ACCIDENTES

# *ACCIDENTES POR KILOMETRO*
# *( 2 0 0 6 )*

**CARRETERA : STA. CRUZ - MELAQUE**
**TRAMO: ENT. STA. CRUZ - ENT. C(MZLLO-PTO. VALLARTA)**
**RUTA: MEX - 080**

**DEL KM: 210+000**
**AL KM: 245+000**

| KILOMETROS | MUERTOS | HERIDOS | DAÑOS MATERIALES | CONDUCTOR | PEAOS | VEHICULO | CAMINO | GANADO | ANATURAL | CLAVE |
|---|---|---|---|---|---|---|---|---|---|---|
| 210 | 0 | 0 | 110,000 | 1 | 0 | 0 | 0 | 0 | 0 | H |
| | 0 | 0 | 0 | 0 | 0 | 0 | 0 | 0 | 0 | |
| | 0 | 1 | 12,000 | 1 | 0 | 0 | 0 | 0 | 0 | G ✲✲ |
| | 0 | 0 | 0 | 0 | 0 | 0 | 0 | 0 | 0 | |
| 215 | 0 | 1 | 23,000 | 1 | 0 | 0 | 0 | 0 | 0 | G ✲✲ |
| | 0 | 3 | 145,000 | 2 | 0 | 0 | 0 | 0 | 0 | AG ✲✲✲✲✲✲ |
| | 0 | 0 | 0 | 0 | 0 | 0 | 0 | 0 | 0 | |
| | 0 | 0 | 0 | 0 | 0 | 0 | 0 | 0 | 0 | |
| | 0 | 0 | 0 | 0 | 0 | 0 | 0 | 0 | 0 | |
| 220 | 0 | 0 | 0 | 0 | 0 | 0 | 0 | 0 | 0 | |
| | 0 | 0 | 0 | 0 | 0 | 0 | 0 | 0 | 0 | |
| | 0 | 0 | 40,000 | 0 | 0 | 0 | 0 | 0 | 1 | G |
| | 0 | 0 | 0 | 0 | 0 | 0 | 0 | 0 | 0 | |
| | 0 | 0 | 0 | 0 | 0 | 0 | 0 | 0 | 0 | |
| | 0 | 0 | 0 | 0 | 0 | 0 | 0 | 0 | 0 | |
| 225 | 0 | 0 | 0 | 0 | 0 | 0 | 0 | 0 | 0 | |
| | 0 | 0 | 0 | 0 | 0 | 0 | 0 | 0 | 0 | |
| | 0 | 0 | 0 | 0 | 0 | 0 | 0 | 0 | 0 | |
| | 0 | 0 | 0 | 0 | 0 | 0 | 0 | 0 | 0 | |
| | 0 | 0 | 0 | 0 | 0 | 0 | 0 | 0 | 0 | |
| 230 | 0 | 0 | 0 | 0 | 0 | 0 | 0 | 0 | 0 | |
| | 0 | 0 | 0 | 0 | 0 | 0 | 0 | 0 | 0 | |
| | 0 | 0 | 0 | 0 | 0 | 0 | 0 | 0 | 0 | |
| | 0 | 0 | 0 | 0 | 0 | 0 | 0 | 0 | 0 | |
| | 0 | 0 | 0 | 0 | 0 | 0 | 0 | 0 | 0 | |
| 235 | 0 | 0 | 0 | 0 | 0 | 0 | 0 | 0 | 0 | |
| | 0 | 0 | 0 | 0 | 0 | 0 | 0 | 0 | 0 | |
| | 0 | 0 | 0 | 0 | 0 | 0 | 0 | 0 | 0 | |
| | 0 | 0 | 0 | 0 | 0 | 0 | 0 | 0 | 0 | |
| | 0 | 0 | 0 | 0 | 0 | 0 | 0 | 0 | 0 | |
| 240 | 0 | 0 | 0 | 0 | 0 | 0 | 0 | 0 | 0 | |
| | 0 | 0 | 0 | 0 | 0 | 0 | 0 | 0 | 0 | |
| | 1 | 3 | 35,000 | 1 | 0 | 0 | 0 | 0 | 0 | A ✲✲✲✲✲✲✝✝✝✝✝✝ |
| | 0 | 0 | 0 | 0 | 0 | 0 | 0 | 0 | 0 | |
| | 0 | 0 | 0 | 0 | 0 | 0 | 0 | 0 | 0 | |
| 245 | 0 | 0 | 0 | 0 | 0 | 0 | 0 | 0 | 0 | |
| | 0 | 0 | 0 | 0 | 0 | 0 | 0 | 0 | 0 | |
| | 0 | 0 | 0 | 0 | 0 | 0 | 0 | 0 | 0 | |
| | 0 | 0 | 0 | 0 | 0 | 0 | 0 | 0 | 0 | |
| | 0 | 0 | 0 | 0 | 0 | 0 | 0 | 0 | 0 | |

0 5 10 15 20 25 30 35 40 45

**NUMERO Y CLASIFICACION DE ACCIDENTES**

**DEL KM: 245+000**
**AL KM: 257+400**

| KILOMETROS | MUERTOS | HERIDOS | DAÑOS MATERIALES | CONDUCTOR | PEAOS | VEHICULO | CAMINO | GANADO | ANATURAL | CLAVE |
|---|---|---|---|---|---|---|---|---|---|---|
| 245 | 0 | 0 | 0 | 0 | 0 | 0 | 0 | 0 | 0 | |
| | 0 | 0 | 0 | 0 | 0 | 0 | 0 | 0 | 0 | |
| | 0 | 0 | 0 | 0 | 0 | 0 | 0 | 0 | 0 | |
| | 0 | 0 | 0 | 0 | 0 | 0 | 0 | 0 | 0 | |
| 250 | 0 | 0 | 0 | 0 | 0 | 0 | 0 | 0 | 0 | |
| | 0 | 0 | 0 | 0 | 0 | 0 | 0 | 0 | 0 | |
| | 0 | 0 | 0 | 0 | 0 | 0 | 0 | 0 | 0 | |
| | 0 | 0 | 0 | 0 | 0 | 0 | 0 | 0 | 0 | |
| | 0 | 0 | 0 | 0 | 0 | 0 | 0 | 0 | 0 | |
| 255 | 0 | 0 | 0 | 0 | 0 | 0 | 0 | 0 | 0 | |
| | 0 | 0 | 0 | 0 | 0 | 0 | 0 | 0 | 0 | |
| | 0 | 0 | 0 | 0 | 0 | 0 | 0 | 0 | 0 | |
| | 0 | 0 | 0 | 0 | 0 | 0 | 0 | 0 | 0 | |
| | 0 | 0 | 0 | 0 | 0 | 0 | 0 | 0 | 0 | |
| 260 | 0 | 1 | 9,200 | 1 | 0 | 0 | 0 | 0 | 0 | G ✲✲ |
| | 0 | 0 | 0 | 0 | 0 | 0 | 0 | 0 | 0 | |
| | 0 | 0 | 0 | 0 | 0 | 0 | 0 | 0 | 0 | |
| | 0 | 0 | 0 | 0 | 0 | 0 | 0 | 0 | 0 | |
| 265 | | | | | | | | | | |
| | | | | | | | | | | |
| | | | | | | | | | | |
| | | | | | | | | | | |
| | | | | | | | | | | |
| 270 | | | | | | | | | | |
| | | | | | | | | | | |
| | | | | | | | | | | |
| | | | | | | | | | | |
| | | | | | | | | | | |
| 275 | | | | | | | | | | |
| | | | | | | | | | | |
| | | | | | | | | | | |
| | | | | | | | | | | |
| | | | | | | | | | | |
| 280 | | | | | | | | | | |

0 5 10 15 20 25 30 35 40 45

**NUMERO Y CLASIFICACION DE ACCIDENTES**

| CLAVE | CLASIFICACION DEL ACCIDENTE |
|---|---|
| **A** | SALIDA DEL CAMINO |
| SIN COLISION SOBRE EL CAMINO | |
| **B** | VOLCADURA |
| **C** | CAIDA DE PASAJERO |
| **D** | INCENDIO |
| **E** | OTROS |
| COLISION SOBRE EL CAMINO | |
| **F** | PEATON (ATROPELLAMIENTO) |

| CLAVE | CLASIFICACION DEL ACCIDENTE |
|---|---|
| COLISION SOBRE EL CAMINO | |
| **G** | OTRO VEHICULO MOTOR EN TRANSITO |
| **H** | OTRO VEHICULO MOTOR POR ALCANCE |
| **J** | VEHICULO MOTOR ESTACIONADO |
| **K** | FERROCARRIL |
| **L** | BICICLETA |
| **M** | ANIMAL |
| **N** | OBJETO FIJO |
| **O** | OTROS OBJETOS |

ACCIDENTES EQUIVALENTES A DAÑOS MATERIALES
✝ UN MUERTO = 6 ACCIDENTES
✲ UN HERIDO = 2 ACCIDENTES

# *ACCIDENTES POR KILOMETRO*
# *( 2 0 0 6 )*

**CARRETERA : MANZANILLO - PTO. VALLARTA**
**TRAMO: LIM. EDOS. COL/JAL - PTO. VALLARTA**
**RUTA: MEX - 200**

**DEL KM: 0+000**
**AL KM: 35+000**

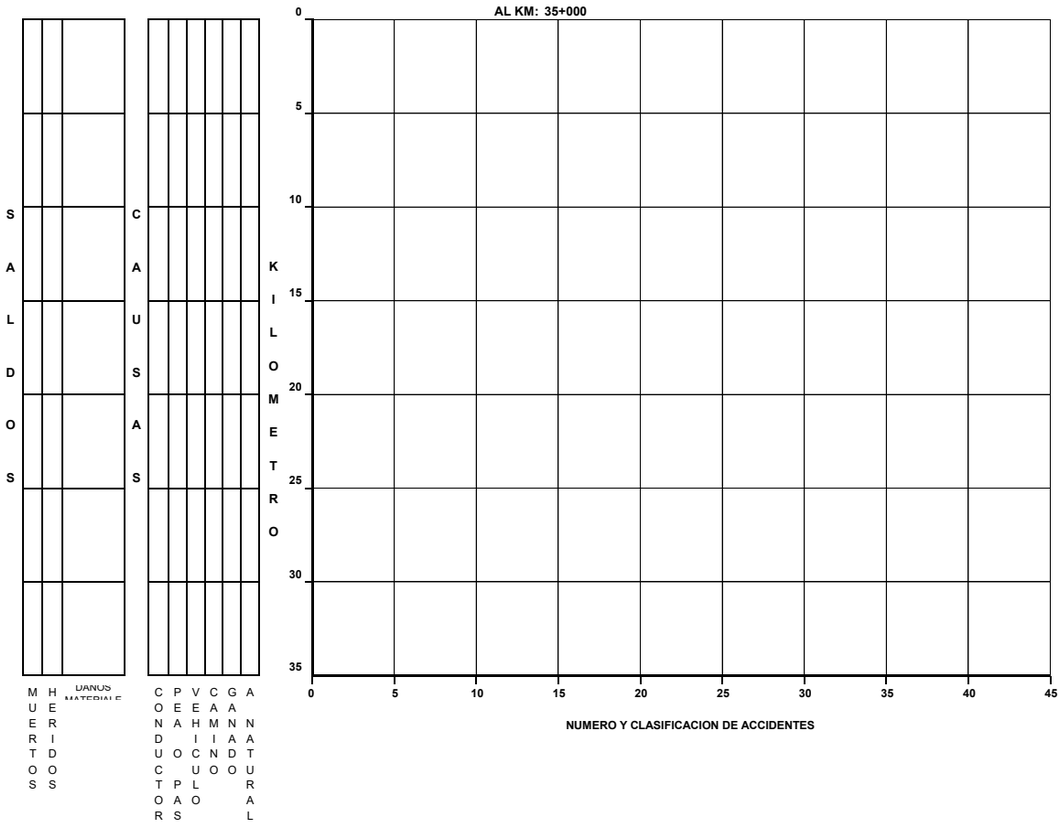


**DEL KM: 35+000**
**AL KM: 70+000**

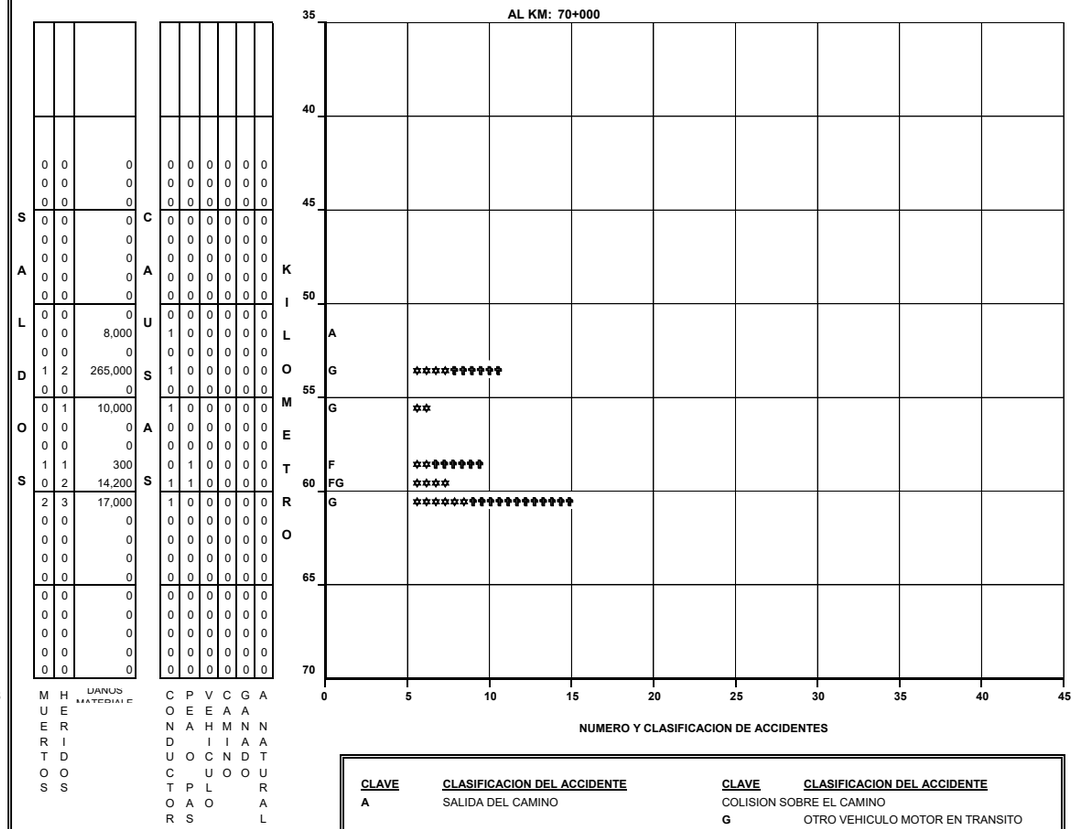


| CLAVE | CLASIFICACION DEL ACCIDENTE | CLAVE | CLASIFICACION DEL ACCIDENTE |
|---|---|---|---|
| | | COLISION SOBRE EL CAMINO | |
| A | SALIDA DEL CAMINO | G | OTRO VEHICULO MOTOR EN TRANSITO |
| SIN COLISION SOBRE EL CAMINO | | H | OTRO VEHICULO MOTOR POR ALCANCE |
| B | VOLCADURA | J | VEHICULO MOTOR ESTACIONADO |
| C | CAIDA DE PASAJERO | K | FERROCARRIL |
| D | INCENDIO | L | BICICLETA |
| E | OTROS | M | ANIMAL |
| COLISION SOBRE EL CAMINO | | N | OBJETO FIJO |
| F | PEATON (ATROPELLAMIENTO) | O | OTROS OBJETOS |

ACCIDENTES EQUIVALENTES A DAÑOS MATERIALES
✝ UN MUERTO = 6 ACCIDENTES
✲ UN HERIDO = 2 ACCIDENTES

# *ACCIDENTES POR KILOMETRO*
# *( 2 0 0 6 )*

**CARRETERA : MANZANILLO - PTO. VALLARTA**
**TRAMO: LIM. EDOS. COL/JAL - PTO. VALLARTA**
**RUTA: MEX - 200**

**DEL KM: 70+000**
**AL KM: 105+000**

| SALDOS | | | CAUSAS | | | | | | KILOMETRO | | |
|---|---|---|---|---|---|---|---|---|---|---|---|
| MUERTOS | HERIDOS | DAÑOS MATERIALES | CONDUCTOR | PEAOS | VEHICULO | CAMINO | GANADO | ANATURAL | | | |
| 0 | 1 | 15,000 | 1 | 0 | 0 | 0 | 0 | 0 | 70 | N | ✲✲ |
| 0 | 0 | 0 | 0 | 0 | 0 | 0 | 0 | 0 | | | |
| 0 | 0 | 0 | 0 | 0 | 0 | 0 | 0 | 0 | | | |
| 0 | 0 | 0 | 0 | 0 | 0 | 0 | 0 | 0 | | | |
| 0 | 0 | 0 | 0 | 0 | 0 | 0 | 0 | 0 | 75 | | |
| 0 | 0 | 0 | 0 | 0 | 0 | 0 | 0 | 0 | | | |
| 1 | 0 | 10,000 | 1 | 0 | 0 | 0 | 0 | 0 | | A | ✝✝✝✝✝✝ |
| 0 | 0 | 0 | 0 | 0 | 0 | 0 | 0 | 0 | | | |
| 0 | 0 | 0 | 0 | 0 | 0 | 0 | 0 | 0 | | | |
| 0 | 0 | 0 | 0 | 0 | 0 | 0 | 0 | 0 | 80 | | |
| 0 | 0 | 0 | 0 | 0 | 0 | 0 | 0 | 0 | | | |
| 0 | 0 | 0 | 0 | 0 | 0 | 0 | 0 | 0 | | | |
| 0 | 0 | 0 | 0 | 0 | 0 | 0 | 0 | 0 | | | |
| 0 | 0 | 0 | 0 | 0 | 0 | 0 | 0 | 0 | | | |
| 0 | 0 | 0 | 0 | 0 | 0 | 0 | 0 | 0 | 85 | | |
| 0 | 0 | 0 | 0 | 0 | 0 | 0 | 0 | 0 | | | |
| 0 | 0 | 0 | 0 | 0 | 0 | 0 | 0 | 0 | | | |
| 0 | 0 | 0 | 0 | 0 | 0 | 0 | 0 | 0 | | | |
| 0 | 3 | 75,000 | 1 | 0 | 0 | 0 | 0 | 0 | 90 | G | ✲✲✲✲✲✲ |
| 0 | 0 | 0 | 0 | 0 | 0 | 0 | 0 | 0 | | | |
| 0 | 0 | 0 | 0 | 0 | 0 | 0 | 0 | 0 | | | |
| 0 | 0 | 0 | 0 | 0 | 0 | 0 | 0 | 0 | | | |
| 0 | 0 | 0 | 0 | 0 | 0 | 0 | 0 | 0 | 95 | | |
| 0 | 0 | 0 | 0 | 0 | 0 | 0 | 0 | 0 | | | |
| 0 | 0 | 0 | 0 | 0 | 0 | 0 | 0 | 0 | | | |
| 0 | 0 | 0 | 0 | 0 | 0 | 0 | 0 | 0 | | | |
| 0 | 2 | 92,000 | 1 | 0 | 0 | 0 | 0 | 0 | 100 | G | ✲✲✲✲ |
| 0 | 0 | 0 | 0 | 0 | 0 | 0 | 0 | 0 | | | |
| 0 | 0 | 0 | 0 | 0 | 0 | 0 | 0 | 0 | | | |
| 0 | 0 | 0 | 0 | 0 | 0 | 0 | 0 | 0 | | | |
| 0 | 0 | 0 | 0 | 0 | 0 | 0 | 0 | 0 | | | |
| 0 | 0 | 0 | 0 | 0 | 0 | 0 | 0 | 0 | | | |
| 1 | 0 | 20,000 | 1 | 0 | 0 | 0 | 0 | 0 | 105 | G | ✝✝✝✝✝✝ |

0 5 10 15 20 25 30 35 40 45

**NUMERO Y CLASIFICACION DE ACCIDENTES**

**DEL KM: 105+000**
**AL KM: 140+000**

| SALDOS | | | CAUSAS | | | | | | KILOMETRO | | |
|---|---|---|---|---|---|---|---|---|---|---|---|
| MUERTOS | HERIDOS | DAÑOS MATERIALES | CONDUCTOR | PEAOS | VEHICULO | CAMINO | GANADO | ANATURAL | | | |
| 0 | 1 | 3,000 | 1 | 0 | 0 | 0 | 0 | 0 | 105 | A | ✲✲ |
| 0 | 0 | 0 | 0 | 0 | 0 | 0 | 0 | 0 | | | |
| 0 | 0 | 0 | 0 | 0 | 0 | 0 | 0 | 0 | | | |
| 0 | 0 | 0 | 0 | 0 | 0 | 0 | 0 | 0 | | | |
| 0 | 0 | 0 | 0 | 0 | 0 | 0 | 0 | 0 | 110 | | |
| 0 | 0 | 0 | 0 | 0 | 0 | 0 | 0 | 0 | | | |
| 0 | 0 | 0 | 0 | 0 | 0 | 0 | 0 | 0 | | | |
| 0 | 0 | 0 | 0 | 0 | 0 | 0 | 0 | 0 | | | |
| 0 | 0 | 0 | 0 | 0 | 0 | 0 | 0 | 0 | 115 | | |
| 0 | 0 | 0 | 0 | 0 | 0 | 0 | 0 | 0 | | | |
| 0 | 0 | 0 | 0 | 0 | 0 | 0 | 0 | 0 | | | |
| 0 | 0 | 0 | 0 | 0 | 0 | 0 | 0 | 0 | | | |
| 0 | 0 | 0 | 0 | 0 | 0 | 0 | 0 | 0 | 120 | | |
| 0 | 0 | 0 | 0 | 0 | 0 | 0 | 0 | 0 | | | |
| 0 | 0 | 0 | 0 | 0 | 0 | 0 | 0 | 0 | | | |
| 0 | 0 | 0 | 0 | 0 | 0 | 0 | 0 | 0 | | | |
| 0 | 0 | 0 | 0 | 0 | 0 | 0 | 0 | 0 | 125 | | |
| 0 | 0 | 0 | 0 | 0 | 0 | 0 | 0 | 0 | | | |
| 0 | 0 | 0 | 0 | 0 | 0 | 0 | 0 | 0 | | | |
| 0 | 0 | 0 | 0 | 0 | 0 | 0 | 0 | 0 | | | |
| 0 | 0 | 0 | 0 | 0 | 0 | 0 | 0 | 0 | 130 | | |
| 0 | 0 | 0 | 0 | 0 | 0 | 0 | 0 | 0 | | | |
| 0 | 0 | 0 | 0 | 0 | 0 | 0 | 0 | 0 | | | |
| 0 | 0 | 0 | 0 | 0 | 0 | 0 | 0 | 0 | | | |
| 0 | 0 | 35,000 | 1 | 0 | 0 | 0 | 0 | 0 | 135 | B | |
| 0 | 0 | 0 | 0 | 0 | 0 | 0 | 0 | 0 | | | |
| 0 | 0 | 0 | 0 | 0 | 0 | 0 | 0 | 0 | | | |
| 0 | 0 | 0 | 0 | 0 | 0 | 0 | 0 | 0 | | | |
| 0 | 0 | 0 | 0 | 0 | 0 | 0 | 0 | 0 | | | |
| 0 | 0 | 0 | 0 | 0 | 0 | 0 | 0 | 0 | | | |
| 0 | 2 | 50,000 | 1 | 0 | 0 | 0 | 0 | 0 | 140 | G | ✲✲✲✲ |
| 0 | 0 | 0 | 0 | 0 | 0 | 0 | 0 | 0 | | | |

0 5 10 15 20 25 30 35 40 45

**NUMERO Y CLASIFICACION DE ACCIDENTES**

| CLAVE | CLASIFICACION DEL ACCIDENTE | CLAVE | CLASIFICACION DEL ACCIDENTE |
|---|---|---|---|
| **A** | SALIDA DEL CAMINO | COLISION SOBRE EL CAMINO | |
| | | **G** | OTRO VEHICULO MOTOR EN TRANSITO |
| SIN COLISION SOBRE EL CAMINO | | **H** | OTRO VEHICULO MOTOR POR ALCANCE |
| **B** | VOLCADURA | **J** | VEHICULO MOTOR ESTACIONADO |
| **C** | CAIDA DE PASAJERO | **K** | FERROCARRIL |
| **D** | INCENDIO | **L** | BICICLETA |
| **E** | OTROS | **M** | ANIMAL |
| COLISION SOBRE EL CAMINO | | **N** | OBJETO FIJO |
| **F** | PEATON (ATROPELLAMIENTO) | **O** | OTROS OBJETOS |

ACCIDENTES EQUIVALENTES A DAÑOS MATERIALES
✝ UN MUERTO = 6 ACCIDENTES
✲ UN HERIDO = 2 ACCIDENTES

# *ACCIDENTES POR KILOMETRO*
# *( 2 0 0 6 )*

**CARRETERA : MANZANILLO - PTO. VALLARTA**
**TRAMO: LIM. EDOS. COL/JAL - PTO. VALLARTA**
**RUTA: MEX - 200**

**DEL KM: 140+000**
**AL KM: 175+000**

| KILOMETRO | MUERTOS | HERIDOS | DAÑOS MATERIALES | CONDUCTOR | PEATONES | VEHICULO | CAMINO | GANADO | ANATURAL |
|---|---|---|---|---|---|---|---|---|---|
| 140–145 | 0 | 0 | 0 | 0 | 0 | 0 | 0 | 0 | 0 |
| 145–150 | 0 | 1 | 50,000 | 1 | 0 | 0 | 0 | 0 | 0 |
| 150–155 | 0 | 0 | 0 | 0 | 0 | 0 | 0 | 0 | 0 |
| 155–160 | 0 | 1 | 40,000 | 1 | 0 | 0 | 0 | 0 | 0 |
| 160–165 | 0 | 0 | 60,000 | 1 | 0 | 0 | 0 | 0 | 0 |
| 165–170 | 0 | 0 | 0 | 0 | 0 | 0 | 0 | 0 | 0 |
| 170–175 | 0 | 0 | 0 | 0 | 0 | 0 | 0 | 0 | 0 |
| 175–180 | 0 | 0 | 0 | 0 | 0 | 0 | 0 | 0 | 0 |

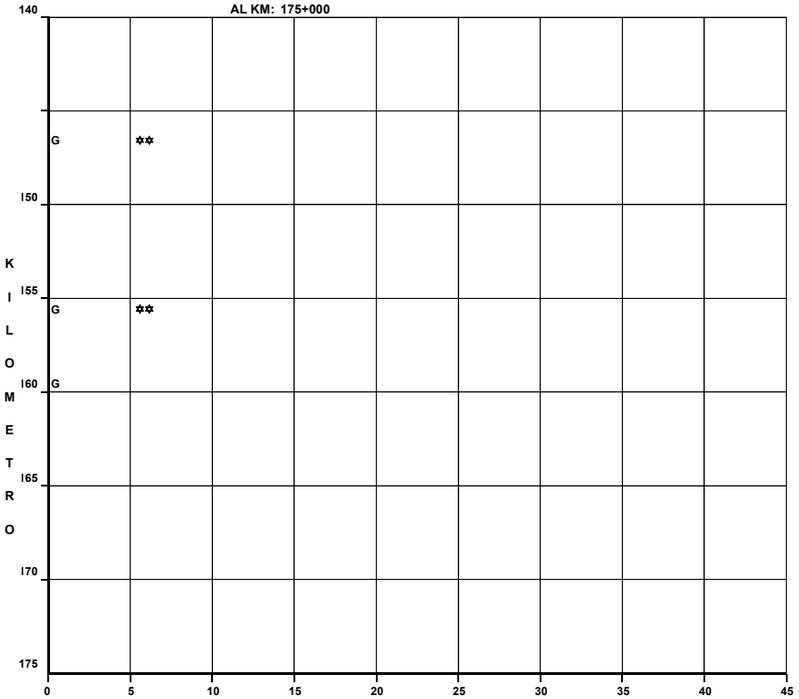


**DEL KM: 175+000**
**AL KM: 210+000**

| KILOMETRO | MUERTOS | HERIDOS | DAÑOS MATERIALES | CONDUCTOR | PEATONES | VEHICULO | CAMINO | GANADO | ANATURAL |
|---|---|---|---|---|---|---|---|---|---|
| 175–180 | 0 | 0 | 0 | 0 | 0 | 0 | 0 | 0 | 0 |
| 180–185 | 0 | 0 | 30,000 | 1 | 0 | 0 | 0 | 0 | 0 |
| 185–190 | 0 | 1 | 35,000 | 1 | 0 | 0 | 1 | 0 | 0 |
| 190–195 | 0 | 0 | 25,000 | 1 | 0 | 0 | 0 | 0 | 0 |
| 195–200 | 0 | 4 | 38,000 | 0 | 0 | 1 | 0 | 0 | 0 |
| 200–205 | 0 | 1 | 27,000 | 1 | 0 | 0 | 0 | 0 | 0 |
| 205–210 | 1 | 6 | 43,000 | 1 | 0 | 0 | 0 | 1 | 0 |

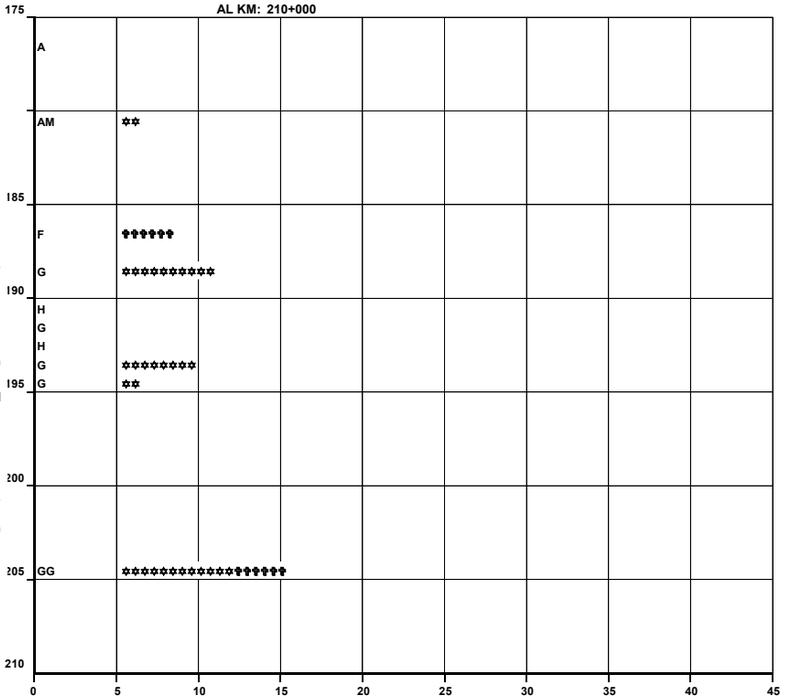


| CLAVE | CLASIFICACION DEL ACCIDENTE |
|---|---|
| **A** | SALIDA DEL CAMINO |
| SIN COLISION SOBRE EL CAMINO | |
| **B** | VOLCADURA |
| **C** | CAIDA DE PASAJERO |
| **D** | INCENDIO |
| **E** | OTROS |
| COLISION SOBRE EL CAMINO | |
| **F** | PEATON (ATROPELLAMIENTO) |

| CLAVE | CLASIFICACION DEL ACCIDENTE |
|---|---|
| COLISION SOBRE EL CAMINO | |
| **G** | OTRO VEHICULO MOTOR EN TRANSITO |
| **H** | OTRO VEHICULO MOTOR POR ALCANCE |
| **J** | VEHICULO MOTOR ESTACIONADO |
| **K** | FERROCARRIL |
| **L** | BICICLETA |
| **M** | ANIMAL |
| **N** | OBJETO FIJO |
| **O** | OTROS OBJETOS |

ACCIDENTES EQUIVALENTES A DAÑOS MATERIALES
✝ UN MUERTO = 6 ACCIDENTES
✲ UN HERIDO = 2 ACCIDENTES

# *ACCIDENTES POR KILOMETRO*
# *( 2 0 0 6 )*

**CARRETERA : MANZANILLO - PTO. VALLARTA**
**TRAMO: LIM. EDOS. COL/JAL - PTO. VALLARTA**
**RUTA: MEX - 200**

**DEL KM: 210+000**
**AL KM: 245+000**

| KILOMETROS | MUERTOS | HERIDOS | DAÑOS MATERIALES | CONDUCTOR | PEAOS | VEHICULO | CAMINO | GANADO | ANATURAL | CLAVES |
|---|---|---|---|---|---|---|---|---|---|---|
| 210 | 0 | 0 | 0 | 0 | 0 | 0 | 0 | 0 | 0 | |
| | 0 | 0 | 0 | 0 | 0 | 0 | 0 | 0 | 0 | |
| | 0 | 0 | 40,000 | 1 | 0 | 0 | 0 | 0 | 0 | A |
| | 0 | 0 | 0 | 0 | 0 | 0 | 0 | 0 | 0 | |
| 215 | 1 | 2 | 115,000 | 2 | 0 | 0 | 0 | 0 | 0 | AG ✡✡✡✡✡✡✡✡✡✡ |
| | 0 | 0 | 40,000 | 0 | 0 | 0 | 0 | 0 | 1 | G |
| | 0 | 0 | 0 | 0 | 0 | 0 | 0 | 0 | 0 | |
| | 0 | 0 | 0 | 0 | 0 | 0 | 0 | 0 | 0 | |
| | 0 | 0 | 0 | 0 | 0 | 0 | 0 | 0 | 0 | |
| 220 | 1 | 5 | 200,000 | 3 | 0 | 0 | 0 | 0 | 0 | AAB ✡✡✡✡✡✡✡✡✡✡✡✡✡✡✡✡✡✡ |
| | 0 | 0 | 0 | 0 | 0 | 0 | 0 | 0 | 0 | |
| | 0 | 0 | 0 | 0 | 0 | 0 | 0 | 0 | 0 | |
| | 0 | 0 | 0 | 0 | 0 | 0 | 0 | 0 | 0 | |
| | 0 | 0 | 0 | 0 | 0 | 0 | 0 | 0 | 0 | |
| 225 | 0 | 0 | 0 | 0 | 0 | 0 | 0 | 0 | 0 | |
| | 0 | 0 | 0 | 0 | 0 | 0 | 0 | 0 | 0 | |
| | 0 | 0 | 0 | 0 | 0 | 0 | 0 | 0 | 0 | |
| | 0 | 0 | 0 | 0 | 0 | 0 | 0 | 0 | 0 | |
| | 0 | 0 | 0 | 0 | 0 | 0 | 0 | 0 | 0 | |
| 230 | 0 | 2 | 4,000 | 1 | 0 | 0 | 0 | 0 | 0 | G ✡✡✡✡ |
| | 0 | 0 | 0 | 0 | 0 | 0 | 0 | 0 | 0 | |
| | 0 | 0 | 0 | 0 | 0 | 0 | 0 | 0 | 0 | |
| | 0 | 0 | 0 | 0 | 0 | 0 | 0 | 0 | 0 | |
| | 0 | 0 | 0 | 0 | 0 | 0 | 0 | 0 | 0 | |
| 235 | 1 | 0 | 80,000 | 2 | 0 | 0 | 0 | 0 | 0 | AN ✝✝✝✝✝✝ |
| | 0 | 0 | 0 | 0 | 0 | 0 | 0 | 0 | 0 | |
| | 0 | 0 | 0 | 0 | 0 | 0 | 0 | 0 | 0 | |
| | 0 | 3 | 210,000 | 3 | 0 | 0 | 0 | 0 | 1 | AAAG ✡✡✡✡✡✡ |
| 240 | 0 | 2 | 40,000 | 1 | 0 | 0 | 0 | 0 | 0 | H ✡✡✡✡ |
| | 0 | 0 | 0 | 0 | 0 | 0 | 0 | 0 | 0 | |
| | 0 | 0 | 0 | 0 | 0 | 0 | 0 | 0 | 0 | |
| | 0 | 0 | 103,000 | 1 | 0 | 0 | 0 | 0 | 1 | GG |
| | 0 | 0 | 0 | 0 | 0 | 0 | 0 | 0 | 0 | |
| 245 | 0 | 0 | 0 | 0 | 0 | 0 | 0 | 0 | 0 | |

0 5 10 15 20 25 30 35 40 45

**NUMERO Y CLASIFICACION DE ACCIDENTES**

**DEL KM: 245+000**
**AL KM: 260+450**

| KILOMETROS | MUERTOS | HERIDOS | DAÑOS MATERIALES | CONDUCTOR | PEAOS | VEHICULO | CAMINO | GANADO | ANATURAL | CLAVES |
|---|---|---|---|---|---|---|---|---|---|---|
| | 0 | 0 | 10,000 | 1 | 0 | 0 | 0 | 0 | 0 | |
| | 0 | 0 | 0 | 0 | 0 | 0 | 0 | 0 | 0 | |
| | 0 | 0 | 0 | 0 | 0 | 0 | 0 | 0 | 0 | |
| | 0 | 0 | 0 | 0 | 0 | 0 | 0 | 0 | 0 | |
| 250 | 0 | 6 | 115,000 | 1 | 0 | 0 | 0 | 0 | 1 | GJ ✡✡✡✡✡✡✡✡✡✡✡✡ |
| | 0 | 0 | 0 | 0 | 0 | 0 | 0 | 0 | 0 | |
| | 0 | 0 | 40,000 | 1 | 0 | 0 | 0 | 0 | 0 | A |
| | 0 | 2 | 55,000 | 1 | 0 | 0 | 0 | 0 | 0 | G ✡✡✡✡ |
| | 0 | 0 | 0 | 0 | 0 | 0 | 0 | 0 | 0 | |
| 255 | 0 | 1 | 20,000 | 0 | 0 | 1 | 0 | 0 | 0 | A ✡✡ |
| | 0 | 0 | 0 | 0 | 0 | 0 | 0 | 0 | 0 | |
| | 0 | 0 | 0 | 0 | 0 | 0 | 0 | 0 | 0 | |
| | 0 | 0 | 50,000 | 1 | 0 | 0 | 0 | 0 | 0 | A |
| | 0 | 0 | 0 | 0 | 0 | 0 | 0 | 0 | 0 | |
| 260 | | | | | | | | | | |
| | | | | | | | | | | |
| | | | | | | | | | | |
| | | | | | | | | | | |
| | | | | | | | | | | |
| 265 | | | | | | | | | | |
| | | | | | | | | | | |
| | | | | | | | | | | |
| | | | | | | | | | | |
| | | | | | | | | | | |
| 270 | | | | | | | | | | |
| | | | | | | | | | | |
| | | | | | | | | | | |
| | | | | | | | | | | |
| | | | | | | | | | | |
| 275 | | | | | | | | | | |
| | | | | | | | | | | |
| | | | | | | | | | | |
| | | | | | | | | | | |
| | | | | | | | | | | |
| 280 | | | | | | | | | | |

0 5 10 15 20 25 30 35 40 45

**NUMERO Y CLASIFICACION DE ACCIDENTES**

| CLAVE | CLASIFICACION DEL ACCIDENTE | CLAVE | CLASIFICACION DEL ACCIDENTE |
|---|---|---|---|
| **A** | SALIDA DEL CAMINO | COLISION SOBRE EL CAMINO | |
| | | **G** | OTRO VEHICULO MOTOR EN TRANSITO |
| SIN COLISION SOBRE EL CAMINO | | **H** | OTRO VEHICULO MOTOR POR ALCANCE |
| **B** | VOLCADURA | **J** | VEHICULO MOTOR ESTACIONADO |
| **C** | CAIDA DE PASAJERO | **K** | FERROCARRIL |
| **D** | INCENDIO | **L** | BICICLETA |
| **E** | OTROS | **M** | ANIMAL |
| COLISION SOBRE EL CAMINO | | **N** | OBJETO FIJO |
| **F** | PEATON (ATROPELLAMIENTO) | **O** | OTROS OBJETOS |

ACCIDENTES EQUIVALENTES A DAÑOS MATERIALES
✝ UN MUERTO = 6 ACCIDENTES
✡ UN HERIDO = 2 ACCIDENTES

# *ACCIDENTES POR KILOMETRO*
# *( 2 0 0 6 )*

**CARRETERA : MANZANILLO - PUERTO VALLARTA**
**TRAMO: RAMAL A BARRA DE NAVIDAD**
**RUTA: MEX - 200**

**DEL KM: 0+000**
**AL KM: 2+500**




**DEL KM:**
**AL KM:**

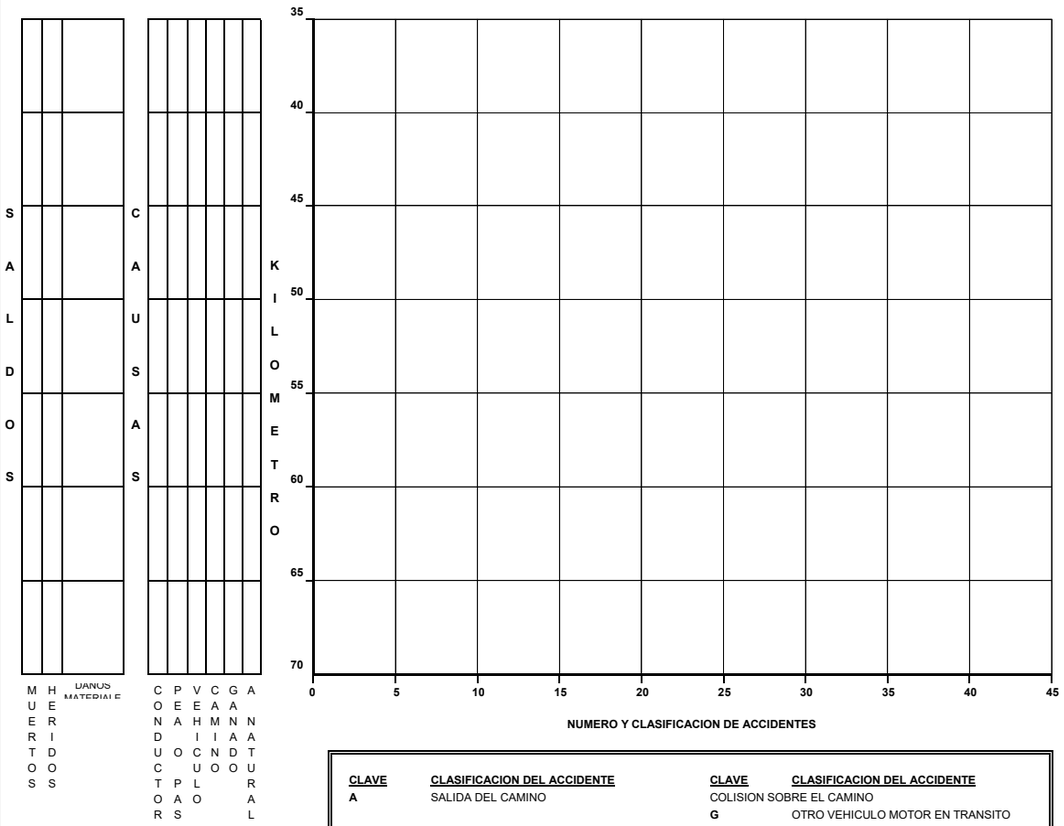


| CLAVE | CLASIFICACION DEL ACCIDENTE | CLAVE | CLASIFICACION DEL ACCIDENTE |
|---|---|---|---|
| A | SALIDA DEL CAMINO | COLISION SOBRE EL CAMINO | |
| | | G | OTRO VEHICULO MOTOR EN TRANSITO |
| SIN COLISION SOBRE EL CAMINO | | H | OTRO VEHICULO MOTOR POR ALCANCE |
| B | VOLCADURA | J | VEHICULO MOTOR ESTACIONADO |
| C | CAIDA DE PASAJERO | K | FERROCARRIL |
| D | INCENDIO | L | BICICLETA |
| E | OTROS | M | ANIMAL |
| COLISION SOBRE EL CAMINO | | N | OBJETO FIJO |
| F | PEATON (ATROPELLAMIENTO) | O | OTROS OBJETOS |

ACCIDENTES EQUIVALENTES A DAÑOS MATERIALES
✝ UN MUERTO = 6 ACCIDENTES
✲ UN HERIDO = 2 ACCIDENTES

# *ACCIDENTES POR KILOMETRO*
# *( 2 0 0 6 )*

**CARRETERA : RAMAL A VILLA HIDALGO**
**TRAMO: LIM. DE EDOS. AGS./JAL. - VILLA HIDALGO**
**RUTA: MEX - 200**

**DEL KM: 29+580**
**AL KM: 35+000**

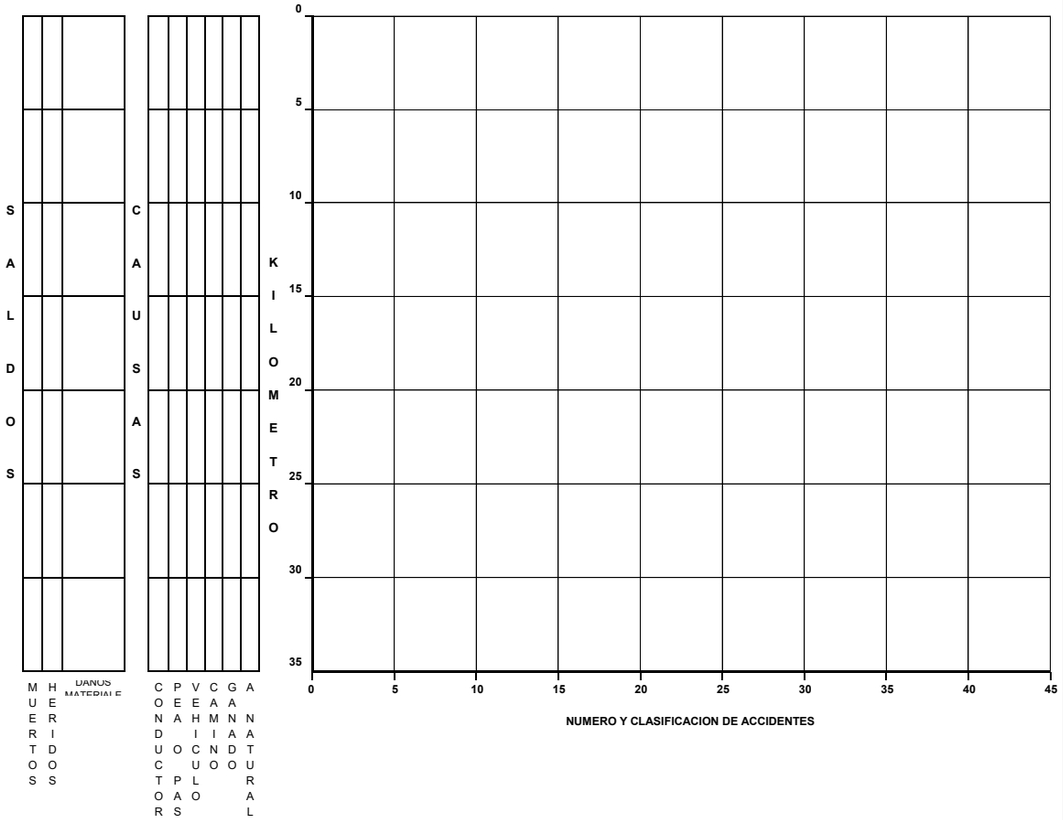


**DEL KM: 35+000**
**AL KM: 41+800**

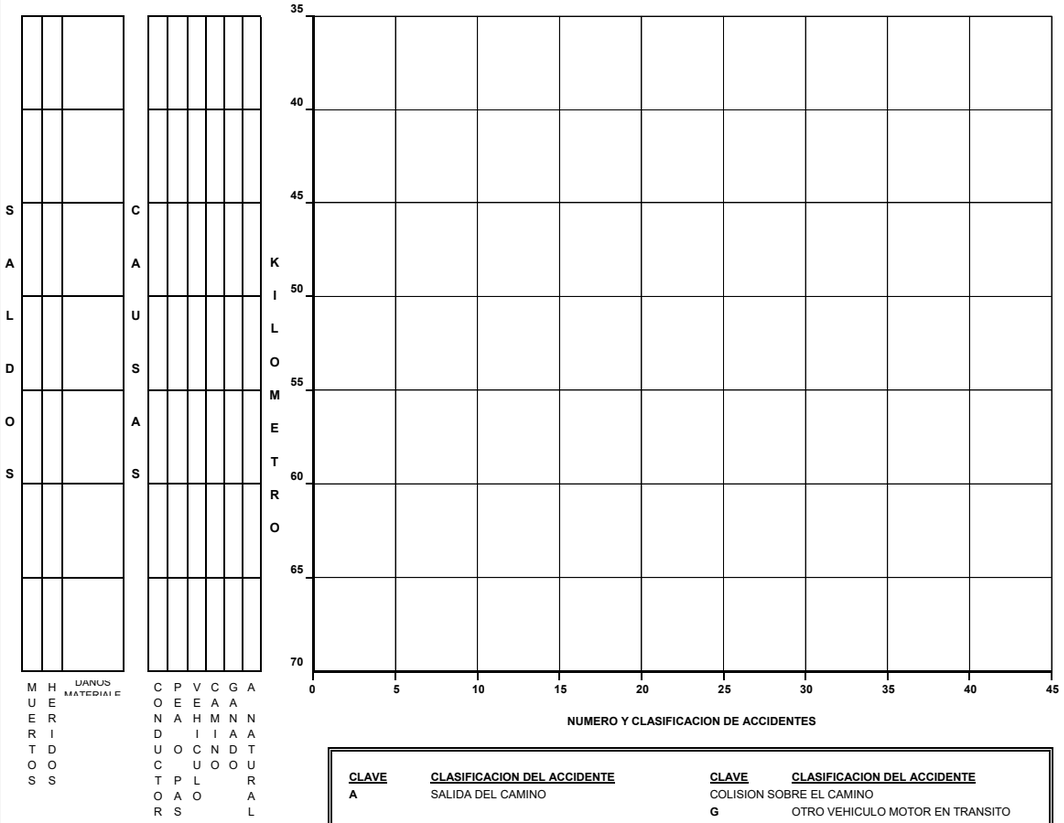


| CLAVE | CLASIFICACION DEL ACCIDENTE | CLAVE | CLASIFICACION DEL ACCIDENTE |
|---|---|---|---|
| **A** | SALIDA DEL CAMINO | COLISION SOBRE EL CAMINO | |
| | | **G** | OTRO VEHICULO MOTOR EN TRANSITO |
| SIN COLISION SOBRE EL CAMINO | | **H** | OTRO VEHICULO MOTOR POR ALCANCE |
| **B** | VOLCADURA | **J** | VEHICULO MOTOR ESTACIONADO |
| **C** | CAIDA DE PASAJERO | **K** | FERROCARRIL |
| **D** | INCENDIO | **L** | BICICLETA |
| **E** | OTROS | **M** | ANIMAL |
| COLISION SOBRE EL CAMINO | | **N** | OBJETO FIJO |
| **F** | PEATON (ATROPELLAMIENTO) | **O** | OTROS OBJETOS |

ACCIDENTES EQUIVALENTES A DAÑOS MATERIALES
✝ UN MUERTO = 6 ACCIDENTES
✱ UN HERIDO = 2 ACCIDENTES

# *ACCIDENTES POR KILOMETRO*
# *( 2 0 0 6 )*

**CARRETERA : RAMAL AMECA**
**TRAMO: ENT. C(GUADALAJARA - TEPIC) - AMECA** **DEL KM: 0+000**
**RUTA: MEX - 070** **AL KM: 35+000**

| SALDOS | MUERTOS | HERIDOS | DAÑOS MATERIALES ($) | CONDUCTOR | PEATONES | VEHICULO | CAMINO | GANADO | ANATURAL | KILOMETRO | |
|---|---|---|---|---|---|---|---|---|---|---|---|
| | 0 | 0 | 0 | 0 | 0 | 0 | 0 | 0 | 0 | 0 | |
| | 0 | 1 | 205,000 | 0 | 0 | 0 | 0 | 0 | 0 | | E ✡✡ |
| | 0 | 0 | 0 | 1 | 0 | 0 | 0 | 0 | 0 | | |
| | 0 | 0 | 14,000 | 0 | 0 | 0 | 0 | 0 | 0 | | G |
| | 0 | 0 | 0 | 1 | 0 | 0 | 0 | 0 | 0 | 5 | |
| | 0 | 0 | 0 | 0 | 0 | 0 | 0 | 0 | 0 | | |
| | 1 | 3 | 33,000 | 0 | 0 | 0 | 0 | 0 | 0 | | GG ✡✡✡✡✡✡✡✡✡✡✡✡ |
| | 0 | 2 | 55,000 | 0 | 0 | 1 | 0 | 0 | 1 | | H ✡✡✡✡ |
| | 0 | 2 | 8,000 | 0 | 0 | 0 | 0 | 0 | 1 | | G ✡✡✡✡ |
| | 0 | 2 | 11,000 | 1 | 0 | 0 | 0 | 0 | 0 | 10 | H ✡✡✡✡ |
| | 1 | 2 | 120,300 | 1 | 0 | 0 | 0 | 0 | 0 | | GGH ✡✡✡✡✡✡✡✡✡✡ |
| | 0 | 6 | 14,000 | 3 | 0 | 0 | 0 | 0 | 0 | | FH ✡✡✡✡✡✡✡✡✡✡✡✡ |
| | 0 | 0 | 0 | 1 | 1 | 0 | 0 | 0 | 0 | | |
| | 0 | 0 | 0 | 0 | 0 | 0 | 0 | 0 | 0 | | |
| | 1 | 2 | 51,100 | 0 | 0 | 0 | 0 | 0 | 0 | 15 | FGH ✡✡✡✡✡✡✡✡✡✡ |
| | 0 | 1 | 15,000 | 2 | 1 | 0 | 0 | 0 | 0 | | A ✡✡ |
| | 0 | 0 | 0 | 1 | 0 | 0 | 0 | 0 | 0 | | |
| | 0 | 3 | 38,000 | 0 | 0 | 0 | 0 | 0 | 0 | | H ✡✡✡✡✡✡ |
| | 0 | 0 | 0 | 1 | 0 | 0 | 0 | 0 | 0 | | |
| | 0 | 0 | 0 | 0 | 0 | 0 | 0 | 0 | 0 | 20 | |
| | 0 | 0 | 0 | 0 | 0 | 0 | 0 | 0 | 0 | | |
| | 0 | 0 | 0 | 0 | 0 | 0 | 0 | 0 | 0 | | |
| | 0 | 0 | 0 | 0 | 0 | 0 | 0 | 0 | 0 | | |
| | 0 | 0 | 0 | 0 | 0 | 0 | 0 | 0 | 0 | 25 | |
| | 0 | 0 | 9,500 | 0 | 0 | 0 | 0 | 0 | 0 | | G |
| | 0 | 0 | 0 | 1 | 0 | 0 | 0 | 0 | 0 | | |
| | 0 | 0 | 0 | 0 | 0 | 0 | 0 | 0 | 0 | | |
| | 0 | 0 | 0 | 0 | 0 | 0 | 0 | 0 | 0 | | |
| | 0 | 0 | 0 | 0 | 0 | 0 | 0 | 0 | 0 | 30 | |
| | 0 | 0 | 0 | 0 | 0 | 0 | 0 | 0 | 0 | | |
| | 0 | 0 | 0 | 0 | 0 | 0 | 0 | 0 | 0 | | |
| | 0 | 6 | 247,500 | 0 | 0 | 0 | 0 | 0 | 0 | | AAEG ✡✡✡✡✡✡✡✡✡✡✡✡ |
| | 0 | 0 | 0 | 4 | 0 | 0 | 0 | 0 | 0 | | |
| | 0 | 0 | 0 | 0 | 0 | 0 | 0 | 0 | 0 | 35 | |

0 5 10 15 20 25 30 35 40 45

**NUMERO Y CLASIFICACION DE ACCIDENTES**

**DEL KM: 35+000**
**AL KM: 51+000**

| SALDOS | MUERTOS | HERIDOS | DAÑOS MATERIALES ($) | CONDUCTOR | PEATONES | VEHICULO | CAMINO | GANADO | ANATURAL | KILOMETRO | |
|---|---|---|---|---|---|---|---|---|---|---|---|
| | 0 | 0 | 0 | 0 | 0 | 0 | 0 | 0 | 0 | 35 | |
| | 0 | 0 | 0 | 0 | 0 | 0 | 0 | 0 | 0 | | |
| | 0 | 0 | 40,000 | 1 | 0 | 0 | 0 | 0 | 0 | | G |
| | 0 | 0 | 0 | 0 | 0 | 0 | 0 | 0 | 0 | | |
| | 0 | 0 | 0 | 0 | 0 | 0 | 0 | 0 | 0 | 40 | |
| | 0 | 3 | 40,000 | 1 | 0 | 0 | 0 | 0 | 0 | | G ✡✡✡✡✡✡ |
| | 0 | 0 | 0 | 0 | 0 | 0 | 0 | 0 | 0 | | |
| | 0 | 1 | 6,500 | 1 | 0 | 0 | 0 | 0 | 0 | | L ✡✡ |
| | 0 | 0 | 15,000 | 1 | 0 | 0 | 0 | 0 | 0 | | G |
| | 0 | 0 | 0 | 0 | 0 | 0 | 0 | 0 | 0 | 45 | |
| | 0 | 0 | 0 | 0 | 0 | 0 | 0 | 0 | 0 | | |
| | 0 | 0 | 0 | 0 | 0 | 0 | 0 | 0 | 0 | | |
| | 0 | 2 | 39,100 | 1 | 1 | 0 | 0 | 0 | 0 | | FG ✡✡✡✡ |
| | 0 | 0 | 0 | 0 | 0 | 0 | 0 | 0 | 0 | | |
| | 0 | 0 | 0 | 0 | 0 | 0 | 0 | 0 | 0 | 50 | |
| | 0 | 0 | 0 | 0 | 0 | 0 | 0 | 0 | 0 | | |
| | | | | | | | | | | | |
| | | | | | | | | | | 55 | |
| | | | | | | | | | | | |
| | | | | | | | | | | | |
| | | | | | | | | | | 60 | |
| | | | | | | | | | | | |
| | | | | | | | | | | | |
| | | | | | | | | | | 65 | |
| | | | | | | | | | | | |
| | | | | | | | | | | | |
| | | | | | | | | | | 70 | |

0 5 10 15 20 25 30 35 40 45

**NUMERO Y CLASIFICACION DE ACCIDENTES**

| CLAVE | CLASIFICACION DEL ACCIDENTE | CLAVE | CLASIFICACION DEL ACCIDENTE |
|---|---|---|---|
| **A** | SALIDA DEL CAMINO | COLISION SOBRE EL CAMINO | |
| | | **G** | OTRO VEHICULO MOTOR EN TRANSITO |
| SIN COLISION SOBRE EL CAMINO | | **H** | OTRO VEHICULO MOTOR POR ALCANCE |
| **B** | VOLCADURA | **J** | VEHICULO MOTOR ESTACIONADO |
| **C** | CAIDA DE PASAJERO | **K** | FERROCARRIL |
| **D** | INCENDIO | **L** | BICICLETA |
| **E** | OTROS | **M** | ANIMAL |
| COLISION SOBRE EL CAMINO | | **N** | OBJETO FIJO |
| **F** | PEATON (ATROPELLAMIENTO) | **O** | OTROS OBJETOS |

ACCIDENTES EQUIVALENTES A DAÑOS MATERIALES
✟ UN MUERTO = 6 ACCIDENTES
✡ UN HERIDO = 2 ACCIDENTES

# *ACCIDENTES POR KILOMETRO*
# *( 2 0 0 6 )*

**CARRETERA : LEÓN - AGUASCALIENTES**
**TRAMO: LIM. EDOS GTO./JAL - LIM. EDOS. JAL./ AGS.**
**RUTA: MEX - 045**

**DEL KM: 17+875**
**AL KM: 35+000**

| KILOMETRO | SALDOS MUERTOS | SALDOS HERIDOS | SALDOS DAÑOS MATERIALES | CAUSAS CONDUCTOR | CAUSAS PEAO | CAUSAS PASAJERO | CAUSAS VEHICULO | CAUSAS CAMINO | CAUSAS GANADO | CAUSAS NATURAL |
|---|---|---|---|---|---|---|---|---|---|---|
| 0 | 0 | 0 | 0 | 0 | 0 | 0 | 0 | 0 | 0 | 0 |
| 0 | 0 | 0 | 0 | 0 | 0 | 0 | 0 | 0 | 0 | 0 |
| 0 | 0 | 0 | 0 | 0 | 0 | 0 | 0 | 0 | 0 | 0 |
| 0 | 0 | 0 | 0 | 0 | 0 | 0 | 0 | 0 | 0 | 0 |
| 0 | 0 | 0 | 0 | 0 | 0 | 0 | 0 | 0 | 0 | 0 |
| 0 | 0 | 0 | 0 | 0 | 0 | 0 | 0 | 0 | 0 | 0 |
| 0 | 0 | 0 | 0 | 0 | 0 | 0 | 0 | 0 | 0 | 0 |
| 0 | 0 | 0 | 0 | 0 | 0 | 0 | 0 | 0 | 0 | 0 |
| 0 | 0 | 0 | 0 | 0 | 0 | 0 | 0 | 0 | 0 | 0 |
| 0 | 0 | 0 | 0 | 0 | 0 | 0 | 0 | 0 | 0 | 0 |
| 0 | 0 | 0 | 0 | 0 | 0 | 0 | 0 | 0 | 0 | 0 |
| 0 | 0 | 0 | 0 | 0 | 0 | 0 | 0 | 0 | 0 | 0 |
| 0 | 0 | 0 | 0 | 0 | 0 | 0 | 0 | 0 | 0 | 0 |
| 0 | 0 | 0 | 0 | 0 | 0 | 0 | 0 | 0 | 0 | 0 |
| 0 | 0 | 0 | 0 | 0 | 0 | 0 | 0 | 0 | 0 | 0 |
| 0 | 0 | 0 | 0 | 0 | 0 | 0 | 0 | 0 | 0 | 0 |
| 0 | 0 | 0 | 0 | 0 | 0 | 0 | 0 | 0 | 0 | 0 |
| 0 | 0 | 0 | 0 | 0 | 0 | 0 | 0 | 0 | 0 | 0 |
| 0 | 0 | 0 | 0 | 0 | 0 | 0 | 0 | 0 | 0 | 0 |
| 0 | 0 | 0 | 0 | 0 | 0 | 0 | 0 | 0 | 0 | 0 |
| 0 | 0 | 0 | 0 | 0 | 0 | 0 | 0 | 0 | 0 | 0 |
| 0 | 0 | 0 | 0 | 0 | 0 | 0 | 0 | 0 | 0 | 0 |
| 0 | 0 | 0 | 0 | 0 | 0 | 0 | 0 | 0 | 0 | 0 |
| 0 | 0 | 0 | 0 | 0 | 0 | 0 | 0 | 0 | 0 | 0 |
| 0 | 0 | 0 | 0 | 0 | 0 | 0 | 0 | 0 | 0 | 0 |
| 0 | 0 | 0 | 0 | 0 | 0 | 0 | 0 | 0 | 0 | 0 |
| 0 | 1 | 158,000 | 0 | 3 | 0 | 0 | 0 | 0 | 0 | 0 |
| 0 | 2 | 45,000 | 0 | 0 | 0 | 0 | 1 | 0 | 0 | 0 |
| 1 | 0 | 20,000 | 0 | 1 | 0 | 0 | 0 | 0 | 0 | 0 |
| 0 | 1 | 75,000 | 0 | 1 | 0 | 0 | 0 | 0 | 0 | 0 |

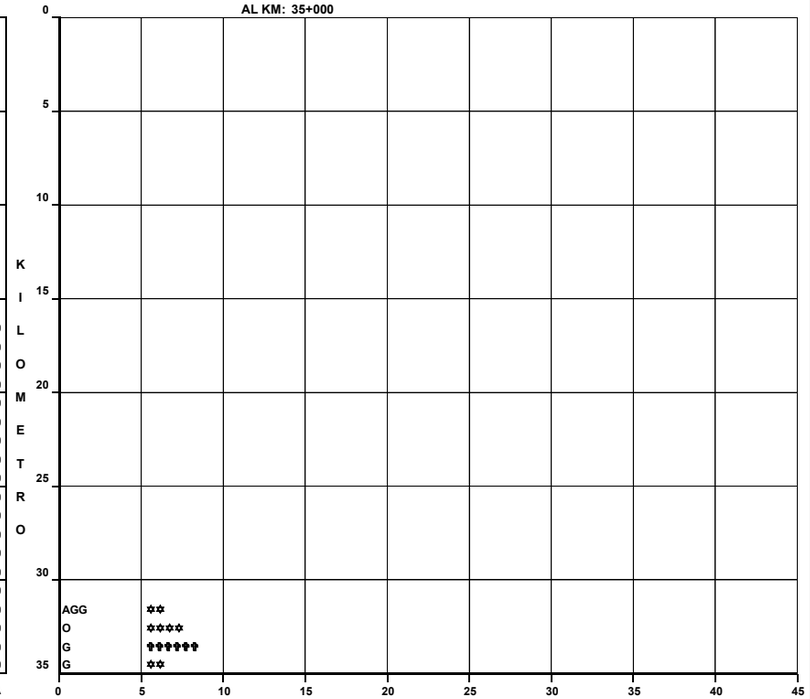


**DEL KM: 35+000**
**AL KM: 70+000**

| KILOMETRO | SALDOS MUERTOS | SALDOS HERIDOS | SALDOS DAÑOS MATERIALES | CAUSAS CONDUCTOR | CAUSAS PEAO | CAUSAS PASAJERO | CAUSAS VEHICULO | CAUSAS CAMINO | CAUSAS GANADO | CAUSAS NATURAL |
|---|---|---|---|---|---|---|---|---|---|---|
| 0 | 0 | 0 | 0 | 0 | 0 | 0 | 0 | 0 | 0 | 0 |
| 2 | 4 | 205,000 | 0 | 1 | 0 | 0 | 1 | 0 | 0 | 0 |
| 1 | 0 | 65,000 | 0 | 2 | 0 | 0 | 0 | 0 | 0 | 0 |
| 0 | 3 | 40,500 | 0 | 2 | 0 | 0 | 0 | 0 | 0 | 0 |
| 1 | 0 | 0 | 0 | 0 | 1 | 0 | 0 | 0 | 0 | 0 |
| 0 | 0 | 0 | 0 | 0 | 0 | 0 | 0 | 0 | 0 | 0 |
| 0 | 2 | 15,000 | 0 | 1 | 0 | 0 | 0 | 0 | 0 | 0 |
| 0 | 0 | 0 | 0 | 0 | 0 | 0 | 0 | 0 | 0 | 0 |
| 0 | 1 | 50,000 | 0 | 1 | 0 | 0 | 0 | 0 | 0 | 0 |
| 0 | 0 | 0 | 0 | 0 | 0 | 0 | 0 | 0 | 0 | 0 |
| 0 | 1 | 30,000 | 0 | 1 | 0 | 0 | 0 | 0 | 0 | 0 |
| 0 | 0 | 0 | 0 | 0 | 0 | 0 | 0 | 0 | 0 | 0 |
| 0 | 0 | 0 | 0 | 0 | 0 | 0 | 0 | 0 | 0 | 0 |
| 0 | 0 | 0 | 0 | 0 | 0 | 0 | 0 | 0 | 0 | 0 |
| 0 | 0 | 0 | 0 | 0 | 0 | 0 | 0 | 0 | 0 | 0 |
| 0 | 0 | 0 | 0 | 0 | 0 | 0 | 0 | 0 | 0 | 0 |
| 0 | 0 | 0 | 0 | 0 | 0 | 0 | 0 | 0 | 0 | 0 |
| 0 | 0 | 0 | 0 | 0 | 0 | 0 | 0 | 0 | 0 | 0 |
| 0 | 0 | 0 | 0 | 0 | 0 | 0 | 0 | 0 | 0 | 0 |
| 0 | 1 | 80,000 | 0 | 1 | 0 | 0 | 0 | 0 | 0 | 0 |
| 0 | 0 | 0 | 0 | 0 | 0 | 0 | 0 | 0 | 0 | 0 |
| 0 | 0 | 0 | 0 | 0 | 0 | 0 | 0 | 0 | 0 | 0 |
| 0 | 0 | 0 | 0 | 0 | 0 | 0 | 0 | 0 | 0 | 0 |
| 0 | 0 | 0 | 0 | 0 | 0 | 0 | 0 | 0 | 0 | 0 |
| 0 | 0 | 0 | 0 | 0 | 0 | 0 | 0 | 0 | 0 | 0 |
| 0 | 0 | 0 | 0 | 0 | 0 | 0 | 0 | 0 | 0 | 0 |
| 0 | 0 | 0 | 0 | 0 | 0 | 0 | 0 | 0 | 0 | 0 |
| 0 | 0 | 0 | 0 | 0 | 0 | 0 | 0 | 0 | 0 | 0 |
| 0 | 0 | 0 | 0 | 0 | 0 | 0 | 0 | 0 | 0 | 0 |
| 0 | 0 | 0 | 0 | 0 | 0 | 0 | 0 | 0 | 0 | 0 |
| 0 | 0 | 0 | 0 | 0 | 0 | 0 | 0 | 0 | 0 | 0 |
| 0 | 0 | 0 | 0 | 0 | 0 | 0 | 0 | 0 | 0 | 0 |
| 0 | 0 | 0 | 0 | 0 | 0 | 0 | 0 | 0 | 0 | 0 |
| 0 | 0 | 90,000 | 0 | 1 | 0 | 0 | 0 | 0 | 0 | 0 |
| 0 | 0 | 0 | 0 | 0 | 0 | 0 | 0 | 0 | 0 | 0 |
| 0 | 1 | 404,500 | 0 | 3 | 0 | 0 | 0 | 0 | 0 | 0 |
| 0 | 0 | 0 | 0 | 0 | 0 | 0 | 0 | 0 | 0 | 0 |

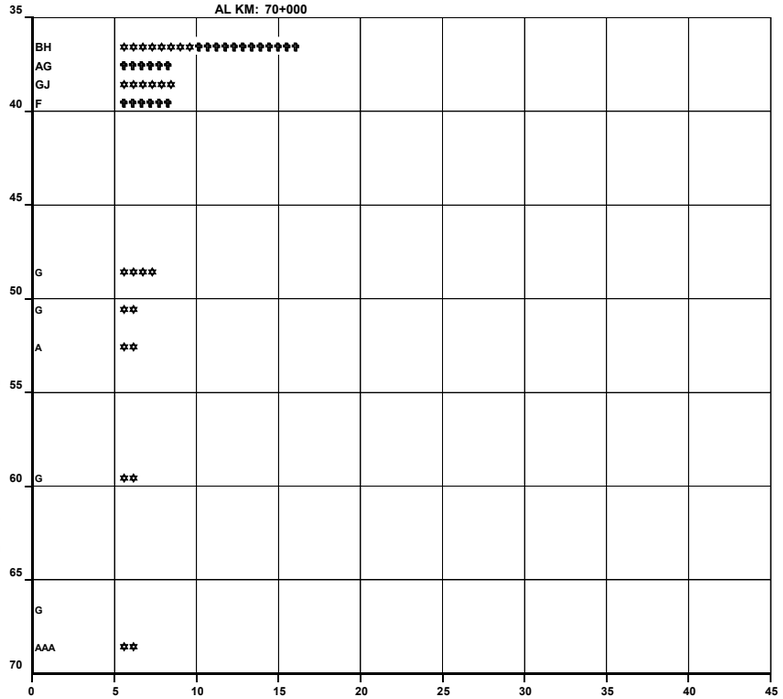


| CLAVE | CLASIFICACION DEL ACCIDENTE |
|---|---|
| **A** | SALIDA DEL CAMINO |
| SIN COLISION SOBRE EL CAMINO | |
| **B** | VOLCADURA |
| **C** | CAIDA DE PASAJERO |
| **D** | INCENDIO |
| **E** | OTROS |
| COLISION SOBRE EL CAMINO | |
| **F** | PEATON (ATROPELLAMIENTO) |

| CLAVE | CLASIFICACION DEL ACCIDENTE |
|---|---|
| COLISION SOBRE EL CAMINO | |
| **G** | OTRO VEHICULO MOTOR EN TRANSITO |
| **H** | OTRO VEHICULO MOTOR POR ALCANCE |
| **J** | VEHICULO MOTOR ESTACIONADO |
| **K** | FERROCARRIL |
| **L** | BICICLETA |
| **M** | ANIMAL |
| **N** | OBJETO FIJO |
| **O** | OTROS OBJETOS |

ACCIDENTES EQUIVALENTES A DAÑOS MATERIALES
✝ UN MUERTO = 6 ACCIDENTES
✱ UN HERIDO = 2 ACCIDENTES

# *ACCIDENTES POR KILOMETRO*
# *( 2 0 0 6 )*

**CARRETERA : LEÓN - AGUASCALIENTES**
**TRAMO: LIM. EDOS GTO./JAL - LIM. EDOS. JAL./ AGS.**
**RUTA: MEX - 045**

**DEL KM: 70+000**
**AL KM: 103+300**

| SALDOS | MUERTOS | HERIDOS | DAÑOS MATERIAL | CAUSAS | CONDUCTOR | PEAO | VEHICULO | CAMINO | GANADO | ANATURAL |
|---|---|---|---|---|---|---|---|---|---|---|
| 70–75 | 0 | 0 | 0 | | 0 | 0 | 0 | 0 | 0 | 0 |
| | 1 | 0 | 200,000 | | 1 | 0 | 0 | 0 | 0 | 0 |
| | 0 | 1 | 40,000 | | 1 | 0 | 0 | 0 | 0 | 0 |
| | 0 | 0 | 0 | | 0 | 0 | 0 | 0 | 0 | 0 |
| | 0 | 0 | 0 | | 0 | 0 | 0 | 0 | 0 | 0 |
| 75–80 | 0 | 0 | 0 | | 0 | 0 | 0 | 0 | 0 | 0 |
| | 0 | 0 | 0 | | 0 | 0 | 0 | 0 | 0 | 0 |
| | 0 | 0 | 0 | | 0 | 0 | 0 | 0 | 0 | 0 |
| | 0 | 0 | 0 | | 0 | 0 | 0 | 0 | 0 | 0 |
| | 0 | 0 | 0 | | 0 | 0 | 0 | 0 | 0 | 0 |
| 80–85 | 0 | 1 | 180,000 | | 1 | 0 | 0 | 0 | 0 | 0 |
| | 0 | 0 | 0 | | 0 | 0 | 0 | 0 | 0 | 0 |
| | 0 | 0 | 10,000 | | 0 | 0 | 1 | 0 | 0 | 0 |
| | 0 | 0 | 6,000 | | 1 | 0 | 0 | 0 | 0 | 0 |
| | 0 | 0 | 85,000 | | 1 | 0 | 0 | 0 | 0 | 0 |
| 85–90 | 1 | 3 | 40,000 | | 1 | 0 | 0 | 0 | 0 | 0 |
| | 0 | 0 | 0 | | 0 | 0 | 0 | 0 | 0 | 0 |
| | 0 | 0 | 0 | | 0 | 0 | 0 | 0 | 0 | 0 |
| | 0 | 0 | 0 | | 0 | 0 | 0 | 0 | 0 | 0 |
| | 0 | 0 | 0 | | 0 | 0 | 0 | 0 | 0 | 0 |
| 90–95 | 0 | 0 | 0 | | 0 | 0 | 0 | 0 | 0 | 0 |
| | 0 | 0 | 0 | | 0 | 0 | 0 | 0 | 0 | 0 |
| | 0 | 0 | 0 | | 0 | 0 | 0 | 0 | 0 | 0 |
| | 0 | 0 | 0 | | 0 | 0 | 0 | 0 | 0 | 0 |
| | 0 | 0 | 0 | | 0 | 0 | 0 | 0 | 0 | 0 |
| 95–100 | 0 | 0 | 0 | | 0 | 0 | 0 | 0 | 0 | 0 |
| | 0 | 0 | 0 | | 0 | 0 | 0 | 0 | 0 | 0 |
| | 0 | 0 | 0 | | 0 | 0 | 0 | 0 | 0 | 0 |
| | 0 | 0 | 0 | | 0 | 0 | 0 | 0 | 0 | 0 |
| | 0 | 0 | 0 | | 0 | 0 | 0 | 0 | 0 | 0 |
| 100–105 | 0 | 0 | 0 | | 0 | 0 | 0 | 0 | 0 | 0 |
| | 0 | 5 | 30,000 | | 1 | 0 | 0 | 0 | 0 | 0 |
| | 0 | 0 | 0 | | 0 | 0 | 0 | 0 | 0 | 0 |

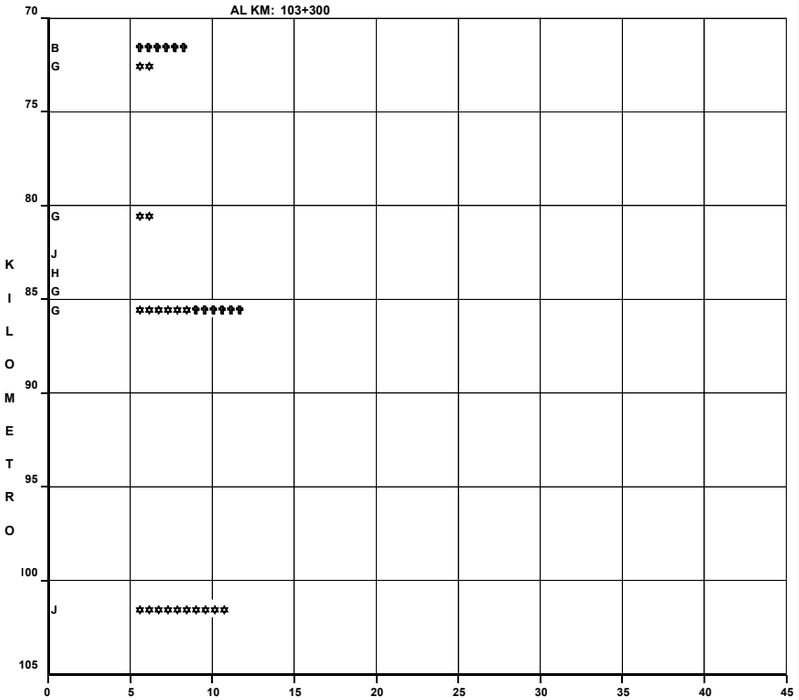


**DEL KM:**
**AL KM:**

| SALDOS | MUERTOS | HERIDOS | DAÑOS MATERIAL | CAUSAS | CONDUCTOR | PEAO | VEHICULO | CAMINO | GANADO | ANATURAL |
|---|---|---|---|---|---|---|---|---|---|---|

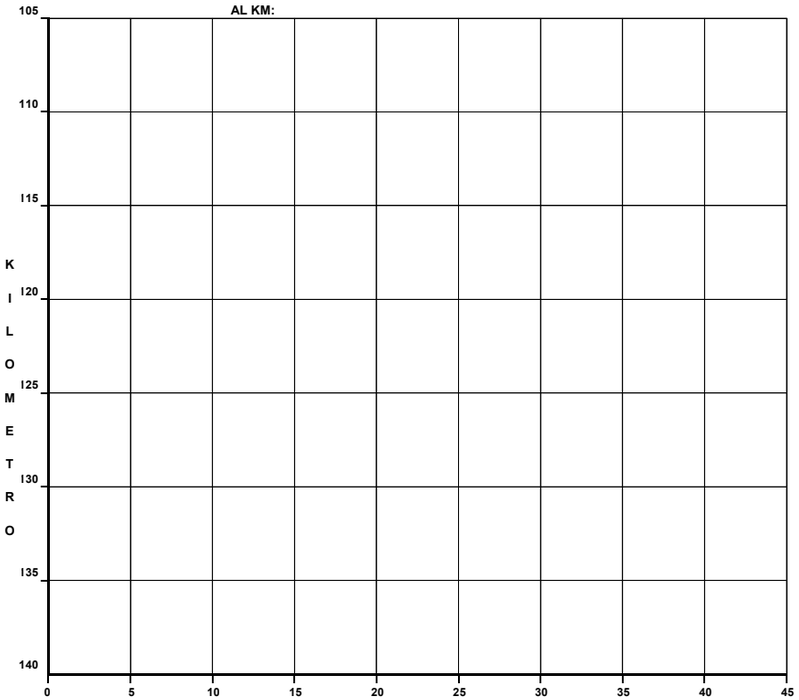


| CLAVE | CLASIFICACION DEL ACCIDENTE | CLAVE | CLASIFICACION DEL ACCIDENTE |
|---|---|---|---|
| A | SALIDA DEL CAMINO | COLISION SOBRE EL CAMINO | |
| | | G | OTRO VEHICULO MOTOR EN TRANSITO |
| SIN COLISION SOBRE EL CAMINO | | H | OTRO VEHICULO MOTOR POR ALCANCE |
| B | VOLCADURA | J | VEHICULO MOTOR ESTACIONADO |
| C | CAIDA DE PASAJERO | K | FERROCARRIL |
| D | INCENDIO | L | BICICLETA |
| E | OTROS | M | ANIMAL |
| COLISION SOBRE EL CAMINO | | N | OBJETO FIJO |
| F | PEATON (ATROPELLAMIENTO) | O | OTROS OBJETOS |

ACCIDENTES EQUIVALENTES A DAÑOS MATERIALES
✝ UN MUERTO = 6 ACCIDENTES
✲ UN HERIDO = 2 ACCIDENTES

# *ACCIDENTES POR KILOMETRO*
# *( 2 0 0 6 )*

**CARRETERA : SAN LUIS POTOSI - LAGOS DE MORENO**
**TRAMO: LIM. EDO. ZAC/JAL - PERIF. L. DE MORENO**
**RUTA: MEX - 080**

**DEL KM: 82+900**
**AL KM: 105+000**

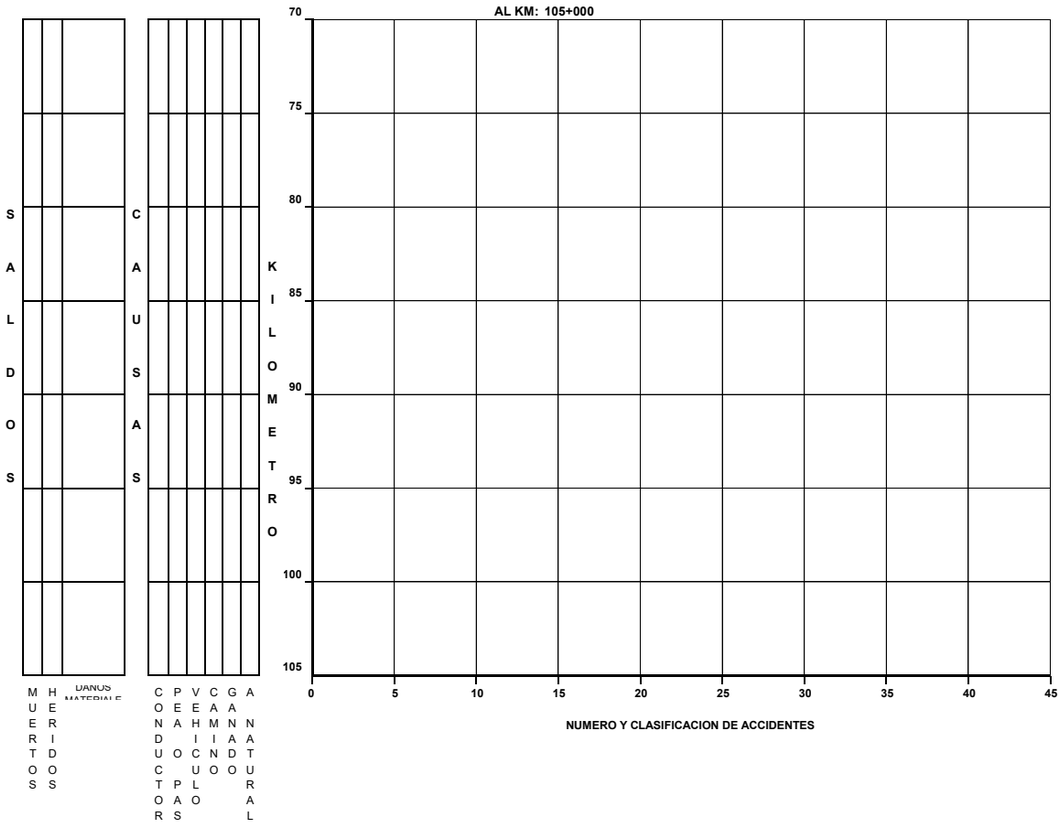


**DEL KM: 105+000**
**AL KM: 140+000**

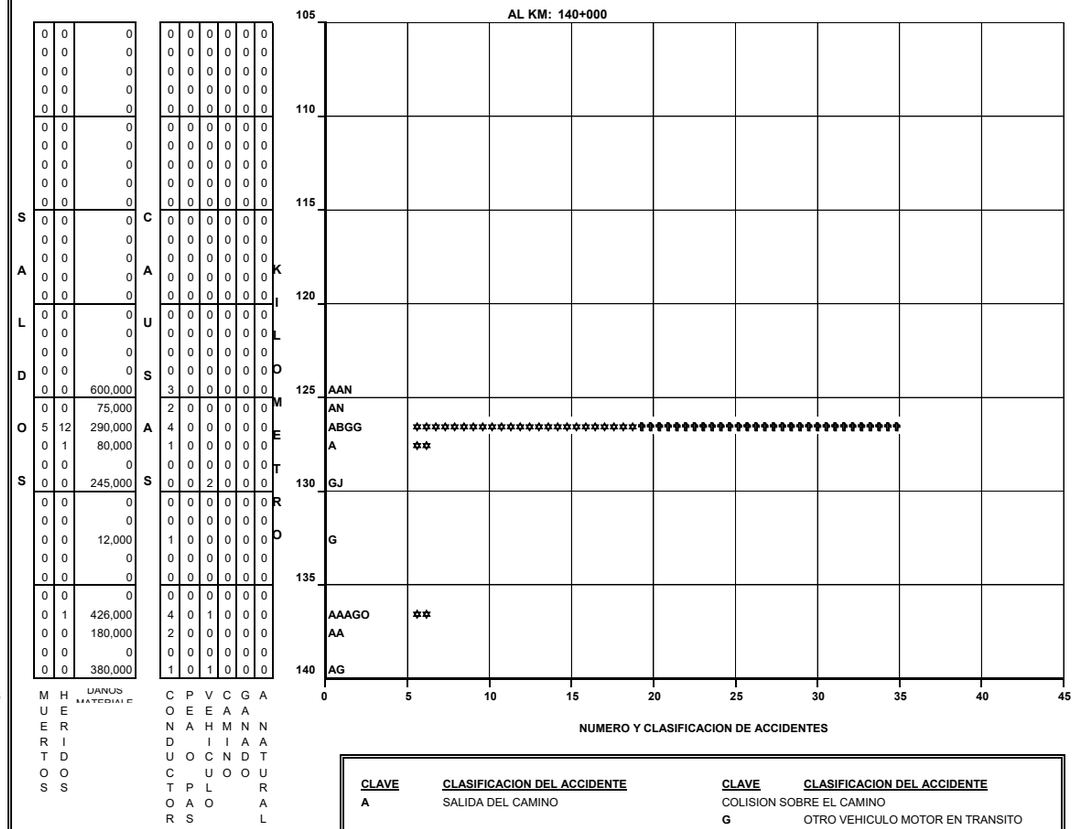


| CLAVE | CLASIFICACION DEL ACCIDENTE | CLAVE | CLASIFICACION DEL ACCIDENTE |
|---|---|---|---|
| | | COLISION SOBRE EL CAMINO | |
| A | SALIDA DEL CAMINO | G | OTRO VEHICULO MOTOR EN TRANSITO |
| SIN COLISION SOBRE EL CAMINO | | H | OTRO VEHICULO MOTOR POR ALCANCE |
| B | VOLCADURA | J | VEHICULO MOTOR ESTACIONADO |
| C | CAIDA DE PASAJERO | K | FERROCARRIL |
| D | INCENDIO | L | BICICLETA |
| E | OTROS | M | ANIMAL |
| COLISION SOBRE EL CAMINO | | N | OBJETO FIJO |
| F | PEATON (ATROPELLAMIENTO) | O | OTROS OBJETOS |

ACCIDENTES EQUIVALENTES A DAÑOS MATERIALES
✝ UN MUERTO = 6 ACCIDENTES
✲ UN HERIDO = 2 ACCIDENTES

# *ACCIDENTES POR KILOMETRO*
# *( 2 0 0 6 )*

**CARRETERA : SAN LUIS POTOSI - LAGOS DE MORENO**
**TRAMO: LIM. EDO. ZAC/JAL - PERIF. L. DE MORENO**
**RUTA: MEX - 080**

**DEL KM: 140+000**
**AL KM: 152+600**

| SALDOS | MUERTOS | HERIDOS | DAÑOS MATERIALES | CAUSAS | CONDUCTOR | PEAO PAS | VEHICULO | CAMINO | GANADO | AATURAL |
|---|---|---|---|---|---|---|---|---|---|---|
| 140–145 | 0 | 0 | 0 | | 0 | 0 | 0 | 0 | 0 | 0 |
| | 2 | 3 | 265,000 | | 3 | 0 | 0 | 0 | 0 | 0 |
| | 0 | 3 | 24,000 | | 1 | 1 | 0 | 0 | 0 | 0 |
| | 0 | 1 | 10,000 | | 1 | 0 | 0 | 0 | 0 | 0 |
| | 0 | 1 | 12,000 | | 1 | 0 | 0 | 0 | 0 | 0 |
| 145–150 | 0 | 0 | 0 | | 0 | 0 | 0 | 0 | 0 | 0 |
| | 0 | 0 | 0 | | 0 | 0 | 0 | 0 | 0 | 0 |
| | 0 | 0 | 20,000 | | 1 | 0 | 0 | 0 | 0 | 0 |
| | 0 | 0 | 70,000 | | 1 | 0 | 0 | 0 | 0 | 0 |
| | 0 | 4 | 93,000 | | 2 | 0 | 0 | 1 | 0 | 0 |
| 150–155 | 1 | 1 | 23,000 | | 1 | 0 | 0 | 0 | 0 | 0 |
| | 0 | 0 | 0 | | 0 | 0 | 0 | 0 | 0 | 0 |

KILOMETRO

| KILOMETRO | CLAVE | CLASIFICACION DEL ACCIDENTE |
|---|---|---|
| 140–145 | AAG | ✡✡✡✡✡✡✡✡✡✡✡✡✡✡✡✡✡✡✡✡ |
| | AF | ✡✡✡✡✡✡ |
| | A | ✡✡ |
| | G | ✡✡ |
| 145–150 | E | |
| | G | |
| | AAN | ✡✡✡✡✡✡✡✡✡ |
| 150–155 | G | ✡✡✡✡✡✡✡✡✡ |

NUMERO Y CLASIFICACION DE ACCIDENTES

**DEL KM:**
**AL KM:**

NUMERO Y CLASIFICACION DE ACCIDENTES

| CLAVE | CLASIFICACION DEL ACCIDENTE |
|---|---|
| **A** | SALIDA DEL CAMINO |
| SIN COLISION SOBRE EL CAMINO | |
| **B** | VOLCADURA |
| **C** | CAIDA DE PASAJERO |
| **D** | INCENDIO |
| **E** | OTROS |
| COLISION SOBRE EL CAMINO | |
| **F** | PEATON (ATROPELLAMIENTO) |
| COLISION SOBRE EL CAMINO | |
| **G** | OTRO VEHICULO MOTOR EN TRANSITO |
| **H** | OTRO VEHICULO MOTOR POR ALCANCE |
| **J** | VEHICULO MOTOR ESTACIONADO |
| **K** | FERROCARRIL |
| **L** | BICICLETA |
| **M** | ANIMAL |
| **N** | OBJETO FIJO |
| **O** | OTROS OBJETOS |

ACCIDENTES EQUIVALENTES A DAÑOS MATERIALES
✡ UN MUERTO = 6 ACCIDENTES
✡ UN HERIDO = 2 ACCIDENTES

# *ACCIDENTES POR KILOMETRO*
# *( 2 0 0 6 )*

**CARRETERA : CD. GUZMÁN - COLIMA**
**TRAMO: ENT. IZQ. ZAPOTILTIC - LIM. EDOS. JAL/COL**
**RUTA: MEX - 054**

**DEL KM: 4+350**
**AL KM: 35+000**

| KILOMETRO | SALDOS | MUERTOS | HERIDOS | DAÑOS MATERIAL | CAUSAS | CONDUCTOR | PEAO | PAS | VEHICULO | CAMINO | GANADO | ANATURAL |
|---|---|---|---|---|---|---|---|---|---|---|---|---|
| 0 | | 0 | 0 | 0 | | 0 | 0 | 0 | 0 | 0 | 0 | 0 |
| | | 0 | 0 | 0 | | 0 | 0 | 0 | 0 | 0 | 0 | 0 |
| 5 | | 0 | 0 | 0 | | 0 | 0 | 0 | 0 | 0 | 0 | 0 |
| | | 0 | 0 | 0 | | 0 | 0 | 0 | 0 | 0 | 0 | 0 |
| | | 0 | 0 | 0 | | 0 | 0 | 0 | 0 | 0 | 0 | 0 |
| | | 0 | 0 | 0 | | 0 | 0 | 0 | 0 | 0 | 0 | 0 |
| 10 | | 0 | 0 | 0 | | 0 | 0 | 0 | 0 | 0 | 0 | 0 |
| | | 0 | 0 | 0 | | 0 | 0 | 0 | 0 | 0 | 0 | 0 |
| | | 0 | 0 | 47,000 | | 1 | 0 | 0 | 0 | 0 | 0 | 0 |
| 15 | | H | 2 | 12,000 | | 1 | 0 | 0 | 0 | 0 | 0 | 0 |
| | | H | 0 | 0 | | 0 | 0 | 0 | 0 | 0 | 0 | 0 |
| | | | 0 | 20,000 | | 0 | 0 | 1 | 0 | 0 | 0 | 0 |
| | | A | 0 | 0 | | 0 | 0 | 0 | 0 | 0 | 0 | 0 |
| | | | 0 | 0 | | 0 | 0 | 0 | 0 | 0 | 0 | 0 |
| 20 | | | 0 | 0 | | 0 | 0 | 0 | 0 | 0 | 0 | 0 |
| | | | 0 | 0 | | 0 | 0 | 0 | 0 | 0 | 0 | 0 |
| | | | 0 | 0 | | 0 | 0 | 0 | 0 | 0 | 0 | 0 |
| | | | 0 | 0 | | 0 | 0 | 0 | 0 | 0 | 0 | 0 |
| | | | 0 | 0 | | 0 | 0 | 0 | 0 | 0 | 0 | 0 |
| 25 | | A | 0 | 0 | | 0 | 0 | 1 | 0 | 0 | 0 | 0 |
| | | | 0 | 0 | | 0 | 0 | 0 | 0 | 0 | 0 | 0 |
| | | | 0 | 0 | | 0 | 0 | 0 | 0 | 0 | 0 | 0 |
| | | | 0 | 0 | | 0 | 0 | 0 | 0 | 0 | 0 | 0 |
| | | | 0 | 0 | | 0 | 0 | 0 | 0 | 0 | 0 | 0 |
| 30 | | | 0 | 0 | | 0 | 0 | 0 | 0 | 0 | 0 | 0 |
| | | | 0 | 0 | | 0 | 0 | 0 | 0 | 0 | 0 | 0 |
| | | | 0 | 0 | | 0 | 0 | 0 | 0 | 0 | 0 | 0 |
| | | | 0 | 0 | | 0 | 0 | 0 | 0 | 0 | 0 | 0 |
| | | | 0 | 0 | | 0 | 0 | 0 | 0 | 0 | 0 | 0 |
| 35 | | | 0 | 0 | | 0 | 0 | 0 | 0 | 0 | 0 | 0 |
| | | | 0 | 0 | | 0 | 0 | 0 | 0 | 0 | 0 | 0 |
| | | | 0 | 0 | | 0 | 0 | 0 | 0 | 0 | 0 | 0 |
| | | | 0 | 0 | | 0 | 0 | 0 | 0 | 0 | 0 | 0 |
| | | | 0 | 0 | | 0 | 0 | 0 | 0 | 0 | 0 | 0 |

0 5 10 15 20 25 30 35 40 45

**NUMERO Y CLASIFICACION DE ACCIDENTES**

**DEL KM: 35+000**
**AL KM: 54+850**

| KILOMETRO | SALDOS | MUERTOS | HERIDOS | DAÑOS MATERIAL | CAUSAS | CONDUCTOR | PEAO | PAS | VEHICULO | CAMINO | GANADO | ANATURAL |
|---|---|---|---|---|---|---|---|---|---|---|---|---|
| 35 | | 0 | 0 | 0 | | 0 | 0 | 0 | 0 | 0 | 0 | 0 |
| | | 0 | 0 | 65,000 | | 1 | 0 | 0 | 1 | 0 | 0 | 0 |
| | | 0 | 0 | 0 | | 0 | 0 | 0 | 0 | 0 | 0 | 0 |
| | | 0 | 0 | 0 | | 0 | 0 | 0 | 0 | 0 | 0 | 0 |
| | | 0 | 0 | 0 | | 0 | 0 | 0 | 0 | 0 | 0 | 0 |
| 40 | | AA | | | | | | | | | | |
| | | 0 | 0 | 0 | | 0 | 0 | 0 | 0 | 0 | 0 | 0 |
| | | 0 | 0 | 0 | | 0 | 0 | 0 | 0 | 0 | 0 | 0 |
| | | 0 | 0 | 0 | | 0 | 0 | 0 | 0 | 0 | 0 | 0 |
| | | 0 | 0 | 0 | | 0 | 0 | 0 | 0 | 0 | 0 | 0 |
| | | 0 | 0 | 0 | | 0 | 0 | 0 | 0 | 0 | 0 | 0 |
| 45 | | 0 | 0 | 0 | | 0 | 0 | 0 | 0 | 0 | 0 | 0 |
| | | 0 | 0 | 0 | | 0 | 0 | 0 | 0 | 0 | 0 | 0 |
| | | 0 | 7 | 60,000 | | 2 | 0 | 0 | 0 | 0 | 0 | 0 |
| | | 0 | 0 | 0 | | 0 | 0 | 0 | 0 | 0 | 0 | 0 |
| | | 0 | 0 | 30,000 | | 1 | 0 | 0 | 0 | 0 | 0 | 0 |
| 50 | | GG | | | | | | | | | | |
| | | G | | | | | | | | | | |
| | | 0 | 0 | 0 | | 0 | 0 | 0 | 0 | 0 | 0 | 0 |
| | | 0 | 0 | 0 | | 0 | 0 | 0 | 0 | 0 | 0 | 0 |
| | | 0 | 0 | 0 | | 0 | 0 | 0 | 0 | 0 | 0 | 0 |
| | | 0 | 0 | 0 | | 0 | 0 | 0 | 0 | 0 | 0 | 0 |
| 55 | | | | | | | | | | | | |
| 60 | | | | | | | | | | | | |
| 65 | | | | | | | | | | | | |
| 70 | | | | | | | | | | | | |

0 5 10 15 20 25 30 35 40 45

**NUMERO Y CLASIFICACION DE ACCIDENTES**

| CLAVE | CLASIFICACION DEL ACCIDENTE | CLAVE | CLASIFICACION DEL ACCIDENTE |
|---|---|---|---|
| **A** | SALIDA DEL CAMINO | COLISION SOBRE EL CAMINO | |
| | | **G** | OTRO VEHICULO MOTOR EN TRANSITO |
| SIN COLISION SOBRE EL CAMINO | | **H** | OTRO VEHICULO MOTOR POR ALCANCE |
| **B** | VOLCADURA | **J** | VEHICULO MOTOR ESTACIONADO |
| **C** | CAIDA DE PASAJERO | **K** | FERROCARRIL |
| **D** | INCENDIO | **L** | BICICLETA |
| **E** | OTROS | **M** | ANIMAL |
| COLISION SOBRE EL CAMINO | | **N** | OBJETO FIJO |
| **F** | PEATON (ATROPELLAMIENTO) | **O** | OTROS OBJETOS |

ACCIDENTES EQUIVALENTES A DAÑOS MATERIALES
✝ UN MUERTO = 6 ACCIDENTES
✱ UN HERIDO = 2 ACCIDENTES

# *ACCIDENTES POR KILOMETRO*
# *( 2 0 0 6 )*

**CARRETERA : ENT. C(JIQUILPAN - COLIMA) - ENT. HUESCALAPA**
**TRAMO: ENT. C(JIQUILPAN - COL) - ENT. C(CD. GUZMÁN - COL)**
**RUTA: MEX - 110**

**DEL KM: 0+000**
**AL KM: 16+300**

| SALDOS | MUERTOS | HERIDOS | DAÑOS MATERIALES |
|---|---|---|---|
| | 0 | 0 | 0 |
| | 0 | 0 | 0 |
| | 0 | 0 | 3,000 |
| | 0 | 0 | 0 |
| | 0 | 0 | 0 |
| | 0 | 0 | 0 |
| | 0 | 0 | 0 |
| | 0 | 0 | 0 |
| | 0 | 0 | 0 |
| | 0 | 0 | 0 |
| | 0 | 0 | 0 |
| | 0 | 0 | 0 |
| | 0 | 0 | 0 |
| | 0 | 0 | 0 |
| | 0 | 1 | 150,000 |
| | 0 | 0 | 0 |

| CAUSAS | CONDUCTOR | PEAO | PASAJERO | VEHICULO | CAMINO | GANADO | ANATURAL |
|---|---|---|---|---|---|---|---|
| | 0 | 0 | 0 | 0 | 0 | 0 | 0 |
| | 0 | 0 | 0 | 0 | 0 | 0 | 0 |
| | 1 | 0 | 0 | 0 | 0 | 0 | 0 |
| | 0 | 0 | 0 | 0 | 0 | 0 | 0 |
| | 0 | 0 | 0 | 0 | 0 | 0 | 0 |
| | 0 | 0 | 0 | 0 | 0 | 0 | 0 |
| | 0 | 0 | 0 | 0 | 0 | 0 | 0 |
| | 0 | 0 | 0 | 0 | 0 | 0 | 0 |
| | 0 | 0 | 0 | 0 | 0 | 0 | 0 |
| | 0 | 0 | 0 | 0 | 0 | 0 | 0 |
| | 0 | 0 | 0 | 0 | 0 | 0 | 0 |
| | 0 | 0 | 0 | 0 | 0 | 0 | 0 |
| | 0 | 0 | 0 | 0 | 0 | 0 | 0 |
| | 0 | 0 | 0 | 0 | 0 | 0 | 0 |
| | 1 | 0 | 0 | 0 | 0 | 0 | 0 |
| | 0 | 0 | 0 | 0 | 0 | 0 | 0 |

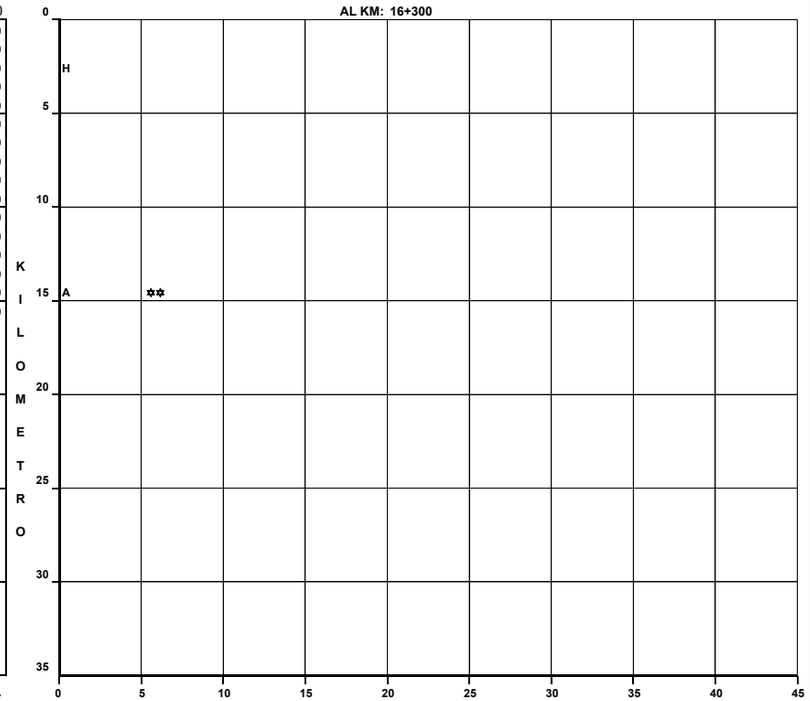


**DEL KM:**
**AL KM:**

| SALDOS | MUERTOS | HERIDOS | DAÑOS MATERIALES |
|---|---|---|---|
| | | | |

| CAUSAS | CONDUCTOR | PEAO | PASAJERO | VEHICULO | CAMINO | GANADO | ANATURAL |
|---|---|---|---|---|---|---|---|
| | | | | | | | |

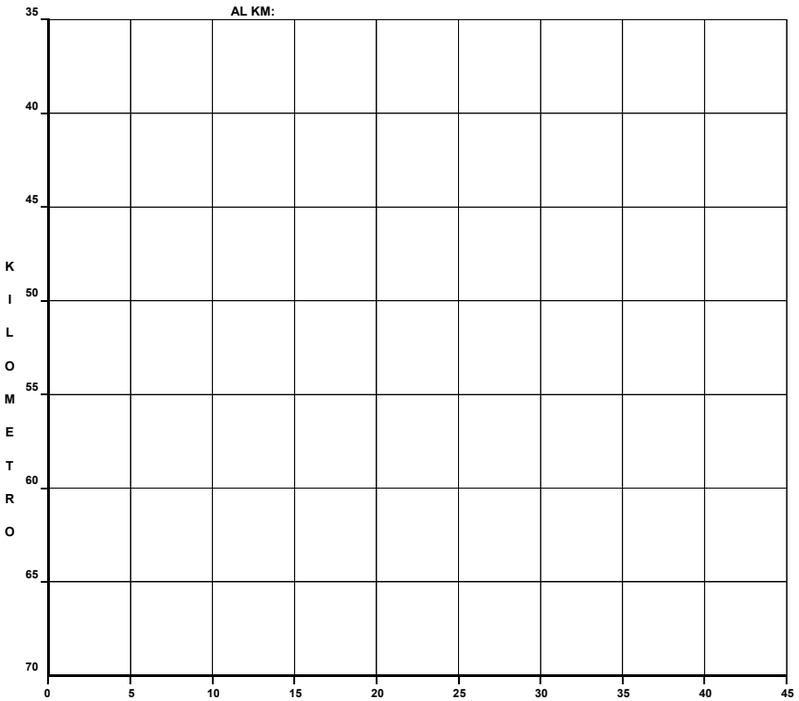


| CLAVE | CLASIFICACION DEL ACCIDENTE |
|---|---|
| **A** | SALIDA DEL CAMINO |
| SIN COLISION SOBRE EL CAMINO | |
| **B** | VOLCADURA |
| **C** | CAIDA DE PASAJERO |
| **D** | INCENDIO |
| **E** | OTROS |
| COLISION SOBRE EL CAMINO | |
| **F** | PEATON (ATROPELLAMIENTO) |

| CLAVE | CLASIFICACION DEL ACCIDENTE |
|---|---|
| COLISION SOBRE EL CAMINO | |
| **G** | OTRO VEHICULO MOTOR EN TRANSITO |
| **H** | OTRO VEHICULO MOTOR POR ALCANCE |
| **J** | VEHICULO MOTOR ESTACIONADO |
| **K** | FERROCARRIL |
| **L** | BICICLETA |
| **M** | ANIMAL |
| **N** | OBJETO FIJO |
| **O** | OTROS OBJETOS |

ACCIDENTES EQUIVALENTES A DAÑOS MATERIALES
✟ UN MUERTO = 6 ACCIDENTES
✡ UN HERIDO = 2 ACCIDENTES

# ACCIDENTES POR KILOMETRO
# ( 2 0 0 6 )

**CARRETERA : LIBRAMIENTO DE LAGOS DE MORENO**
**TRAMO: LIBRAMIENTO DE LAGOS DE MORENO**
**RUTA: MEX - 080**

**DEL KM: 0+000**
**AL KM: 13+200**

| SALDOS: MUERTOS | SALDOS: HERIDOS | SALDOS: DAÑOS MATERIALES | CAUSAS: CONDUCTOR | CAUSAS: PEATON PASAJERO | CAUSAS: VEHICULO | CAUSAS: CAMINO | CAUSAS: GANADO | CAUSAS: AGENTE NATURAL | KILOMETRO | CLASIFICACION |
|---|---|---|---|---|---|---|---|---|---|---|
| 0 | 0 | 0 | 0 | 0 | 0 | 0 | 0 | 0 | 0 | |
| 1 | 1 | 68,000 | 2 | 0 | 0 | 0 | 0 | 0 | | H |
| 0 | 12 | 108,000 | 3 | 0 | 0 | 0 | 0 | 0 | | G |
| 0 | 0 | 0 | 0 | 0 | 0 | 0 | 0 | 0 | | |
| 0 | 2 | 36,000 | 1 | 0 | 0 | 1 | 0 | 0 | | G |
| 2 | 4 | 245,000 | 5 | 0 | 0 | 0 | 0 | 0 | 5 | AEH |
| 0 | 1 | 110,000 | 3 | 0 | 0 | 0 | 0 | 0 | | GG |
| 0 | 2 | 220,000 | 2 | 0 | 0 | 0 | 0 | 0 | | G |
| 0 | 0 | 0 | 0 | 0 | 0 | 0 | 0 | 0 | | |
| 0 | 0 | 35,000 | 1 | 0 | 0 | 0 | 0 | 0 | | |
| 0 | 0 | 0 | 0 | 0 | 0 | 0 | 0 | 0 | 10 | |
| 0 | 0 | 0 | 0 | 0 | 0 | 0 | 0 | 0 | | |
| 0 | 0 | 20,000 | 1 | 0 | 0 | 0 | 0 | 0 | | B |
| | | | 0 | 0 | 0 | 0 | 0 | 0 | | |

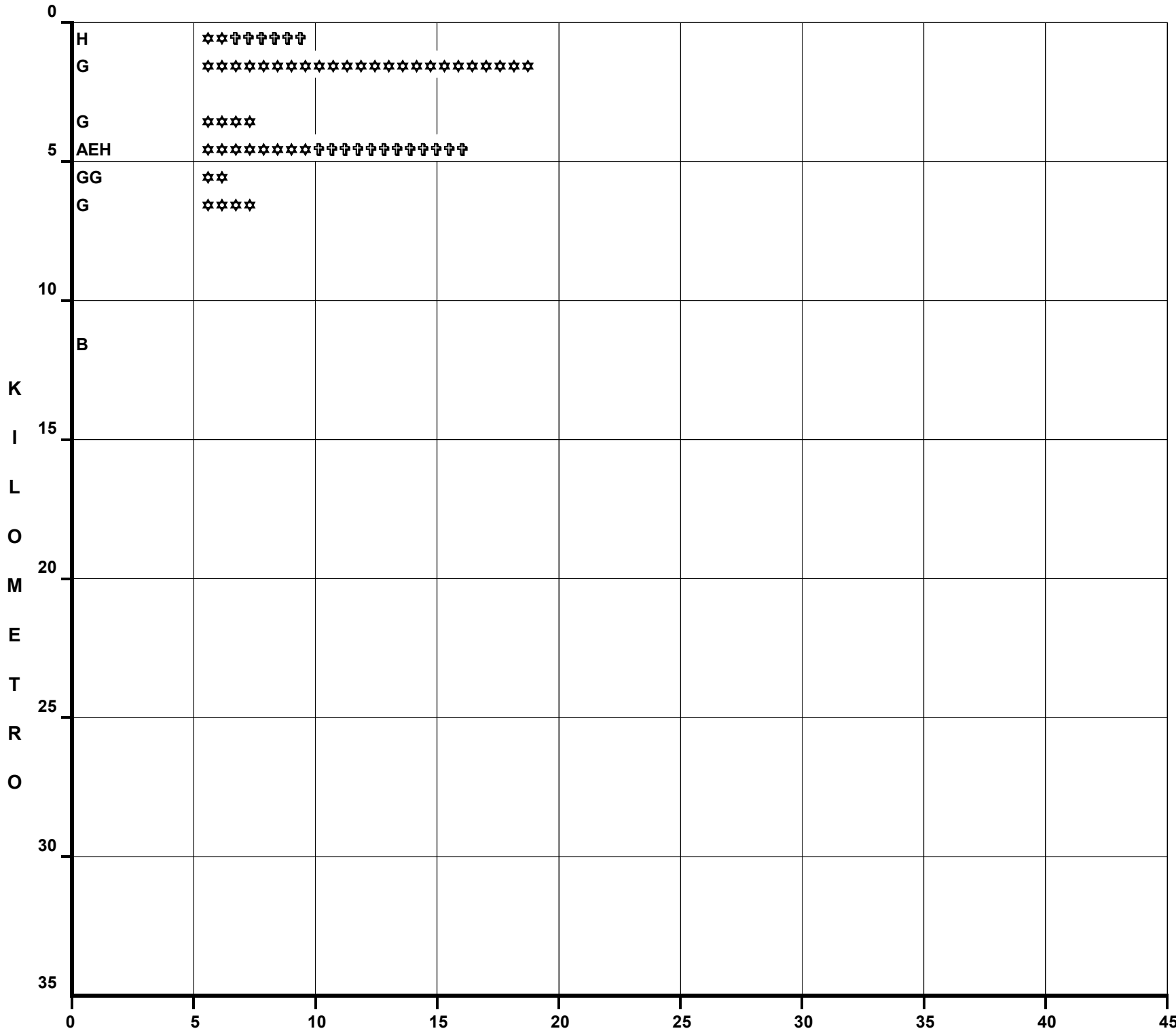


**DEL KM:**
**AL KM:**

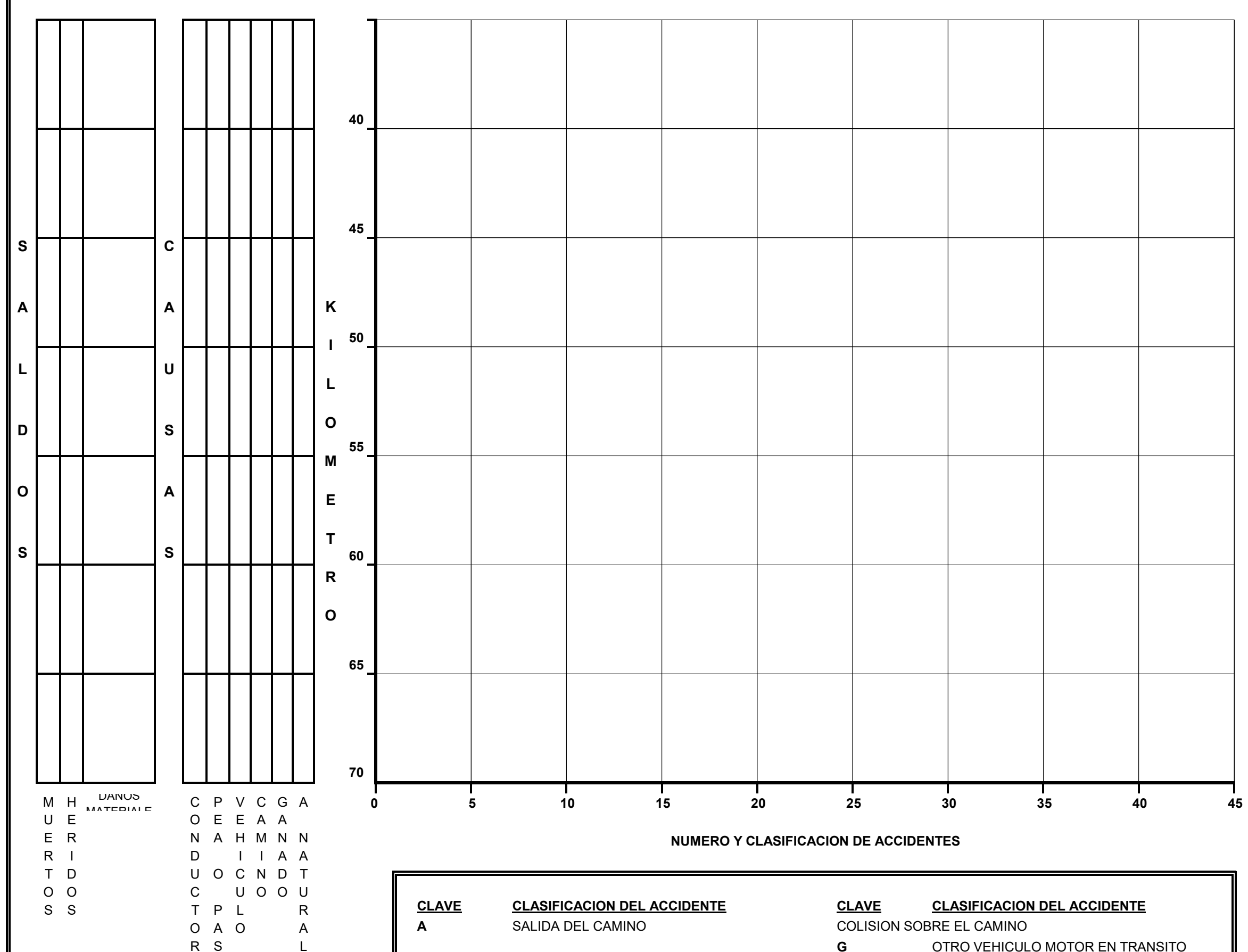


| CLAVE | CLASIFICACION DEL ACCIDENTE | CLAVE | CLASIFICACION DEL ACCIDENTE |
|---|---|---|---|
| A | SALIDA DEL CAMINO | COLISION SOBRE EL CAMINO | |
| | | G | OTRO VEHICULO MOTOR EN TRANSITO |
| SIN COLISION SOBRE EL CAMINO | | H | OTRO VEHICULO MOTOR POR ALCANCE |
| B | VOLCADURA | J | VEHICULO MOTOR ESTACIONADO |
| C | CAIDA DE PASAJERO | K | FERROCARRIL |
| D | INCENDIO | L | BICICLETA |
| E | OTROS | M | ANIMAL |
| COLISION SOBRE EL CAMINO | | N | OBJETO FIJO |
| F | PEATON (ATROPELLAMIENTO) | O | OTROS OBJETOS |

ACCIDENTES EQUIVALENTES A DAÑOS MATERIALES
✞ UN MUERTO = 6 ACCIDENTES
✡ UN HERIDO = 2 ACCIDENTES

# *ACCIDENTES POR KILOMETRO*
# *( 2 0 0 6 )*

**CARRETERA : RAMAL A CERCALISA**
**TRAMO: X 4 CAMINOS - ENT. C(JIQUILPAN - COL.)**
**RUTA: MEX - 54**

**DEL KM: 0+000**
**AL KM: 16+200**

SALDOS / CAUSAS

| MUERTOS | HERIDOS | DAÑOS MATERIALES | CONDUCTOR | PEA O PAS | VEHICULO | CAMINO | GANADO | A NATURAL |
|---|---|---|---|---|---|---|---|---|
| 0 | 0 | 0 | 0 | 0 | 0 | 0 | 0 | 0 |
| 0 | 0 | 0 | 0 | 0 | 0 | 0 | 0 | 0 |
| 0 | 0 | 0 | 0 | 0 | 0 | 0 | 0 | 0 |
| 0 | 0 | 0 | 0 | 0 | 0 | 0 | 0 | 0 |
| 0 | 0 | 20,000 | 0 | 0 | 1 | 0 | 0 | 0 |
| 0 | 0 | 0 | 0 | 0 | 0 | 0 | 0 | 0 |
| 0 | 2 | 20,000 | 1 | 0 | 0 | 0 | 0 | 0 |
| 0 | 0 | 0 | 0 | 0 | 0 | 0 | 0 | 0 |
| 0 | 0 | 0 | 0 | 0 | 0 | 0 | 0 | 0 |
| 0 | 0 | 0 | 0 | 0 | 0 | 0 | 0 | 0 |
| 0 | 0 | 0 | 0 | 0 | 0 | 0 | 0 | 0 |
| 0 | 0 | 0 | 0 | 0 | 0 | 0 | 0 | 0 |
| 0 | 0 | 0 | 0 | 0 | 0 | 0 | 0 | 0 |
| 0 | 0 | 0 | 0 | 0 | 0 | 0 | 0 | 0 |
| 0 | 0 | 0 | 0 | 0 | 0 | 0 | 0 | 0 |
| 0 | 0 | 0 | 0 | 0 | 0 | 0 | 0 | 0 |
| 0 | 0 | 0 | 0 | 0 | 0 | 0 | 0 | 0 |

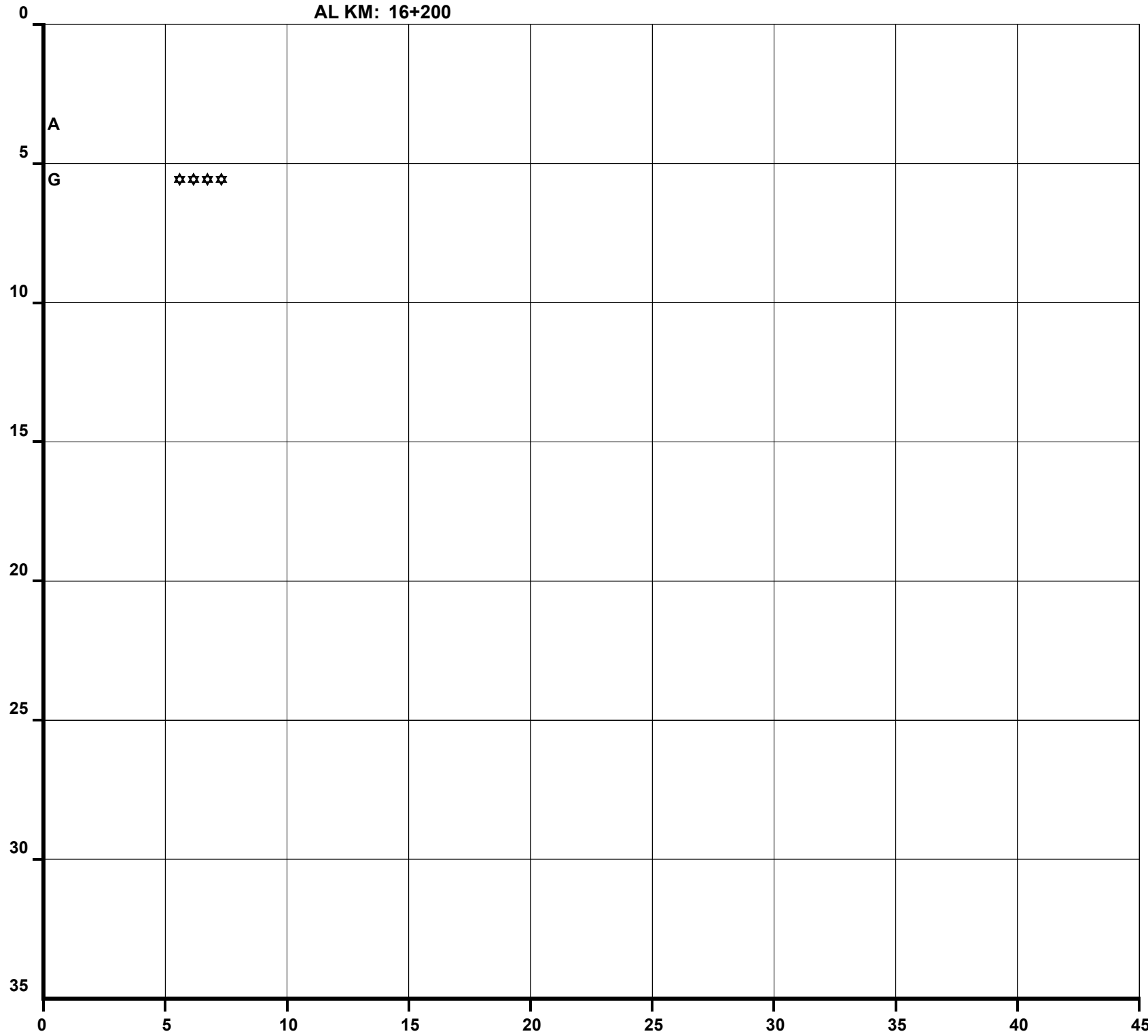


**DEL KM:**
**AL KM:**

SALDOS: MUERTOS | HERIDOS | DAÑOS MATERIALES
CAUSAS: CONDUCTOR | PEA O PAS | VEHICULO | CAMINO | GANADO | A NATURAL

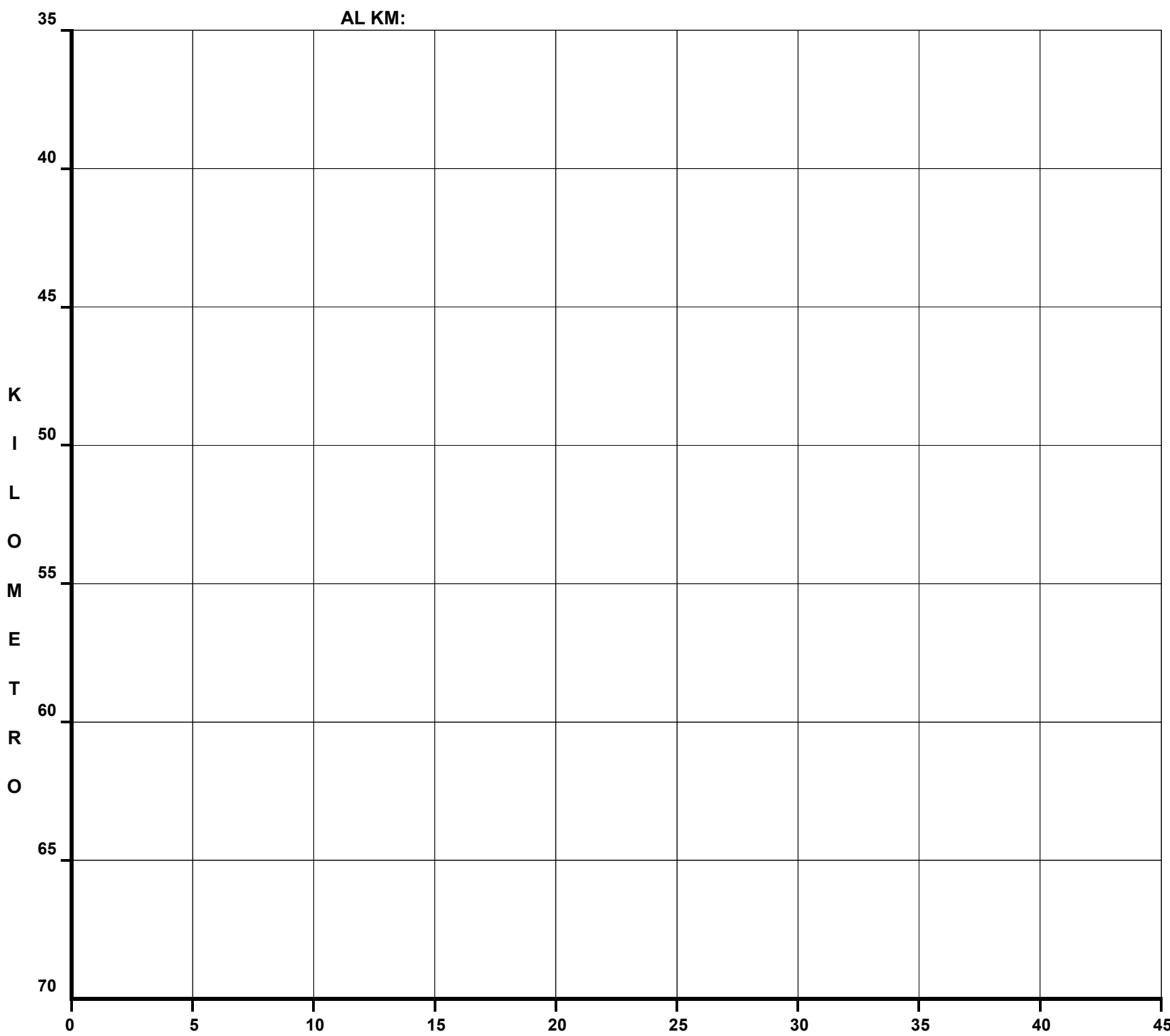


| CLAVE | CLASIFICACION DEL ACCIDENTE | CLAVE | CLASIFICACION DEL ACCIDENTE |
|---|---|---|---|
| A | SALIDA DEL CAMINO | COLISION SOBRE EL CAMINO | |
| | | G | OTRO VEHICULO MOTOR EN TRANSITO |
| SIN COLISION SOBRE EL CAMINO | | H | OTRO VEHICULO MOTOR POR ALCANCE |
| B | VOLCADURA | J | VEHICULO MOTOR ESTACIONADO |
| C | CAIDA DE PASAJERO | K | FERROCARRIL |
| D | INCENDIO | L | BICICLETA |
| E | OTROS | M | ANIMAL |
| COLISION SOBRE EL CAMINO | | N | OBJETO FIJO |
| F | PEATON (ATROPELLAMIENTO) | O | OTROS OBJETOS |

ACCIDENTES EQUIVALENTES A DAÑOS MATERIALES
♆ UN MUERTO = 6 ACCIDENTES
✡ UN HERIDO = 2 ACCIDENTES

# *ACCIDENTES POR KILOMETRO*
# *( 2 0 0 6 )*

**CARRETERA : RAMAL A SAN PEDRO**
**TRAMO: X 4 CAMINOS - ENT. C(JIQUILPAN - COL.)**
**RUTA: MEX - 054**

**DEL KM: 0+000**
**AL KM: 13+000**

| SALDOS | MUERTOS | HERIDOS | DAÑOS MATERIALES |
|---|---|---|---|
| | 0 | 0 | 0 |
| | 0 | 0 | 0 |
| | 0 | 1 | 30,000 |
| | 0 | 0 | 0 |
| | 0 | 0 | 0 |
| | 0 | 0 | 0 |
| | 0 | 0 | 0 |
| | 0 | 0 | 0 |
| | 0 | 0 | 0 |
| | 0 | 0 | 0 |
| | 0 | 0 | 0 |
| | 0 | 0 | 0 |
| | 0 | 0 | 0 |
| | 0 | 0 | 0 |

| CAUSAS | CONDUCTOR | PEAO | PASAJERO | VEHICULO | CAMINO | GANADO | AANATURAL |
|---|---|---|---|---|---|---|---|
| | 0 | 0 | 0 | 0 | 0 | 0 | 0 |
| | 0 | 0 | 0 | 0 | 0 | 0 | 0 |
| | 1 | 0 | 0 | 0 | 0 | 0 | 0 |
| | 0 | 0 | 0 | 0 | 0 | 0 | 0 |
| | 0 | 0 | 0 | 0 | 0 | 0 | 0 |
| | 0 | 0 | 0 | 0 | 0 | 0 | 0 |
| | 0 | 0 | 0 | 0 | 0 | 0 | 0 |
| | 0 | 0 | 0 | 0 | 0 | 0 | 0 |
| | 0 | 0 | 0 | 0 | 0 | 0 | 0 |
| | 0 | 0 | 0 | 0 | 0 | 0 | 0 |
| | 0 | 0 | 0 | 0 | 0 | 0 | 0 |
| | 0 | 0 | 0 | 0 | 0 | 0 | 0 |
| | 0 | 0 | 0 | 0 | 0 | 0 | 0 |
| | 0 | 0 | 0 | 0 | 0 | 0 | 0 |

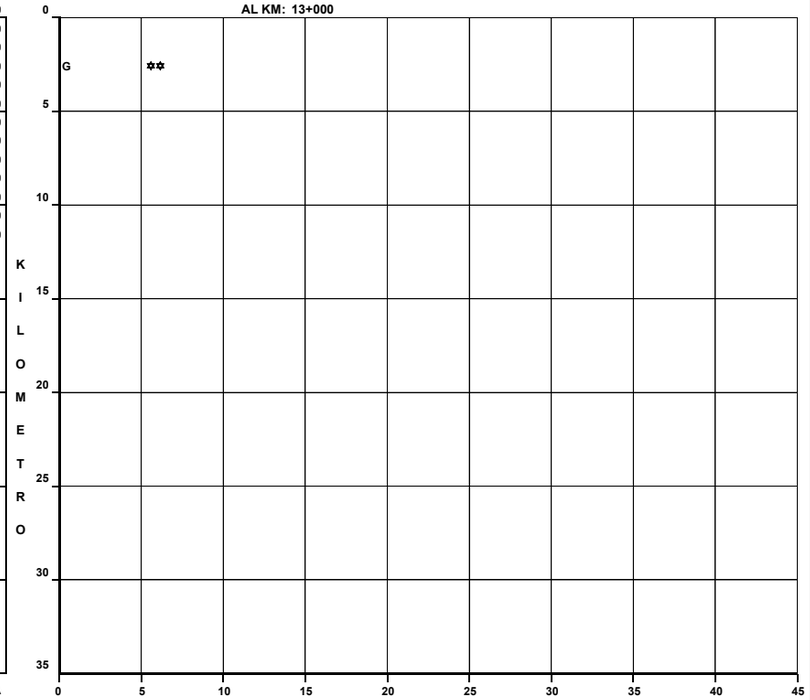


**DEL KM:**
**AL KM:**

| SALDOS | MUERTOS | HERIDOS | DAÑOS MATERIALES |
|---|---|---|---|
| | | | |
| | | | |
| | | | |
| | | | |
| | | | |
| | | | |
| | | | |
| | | | |
| | | | |
| | | | |
| | | | |
| | | | |
| | | | |
| | | | |

| CAUSAS | CONDUCTOR | PEAO | PASAJERO | VEHICULO | CAMINO | GANADO | AANATURAL |
|---|---|---|---|---|---|---|---|
| | | | | | | | |
| | | | | | | | |
| | | | | | | | |
| | | | | | | | |
| | | | | | | | |
| | | | | | | | |
| | | | | | | | |
| | | | | | | | |
| | | | | | | | |
| | | | | | | | |
| | | | | | | | |
| | | | | | | | |
| | | | | | | | |
| | | | | | | | |

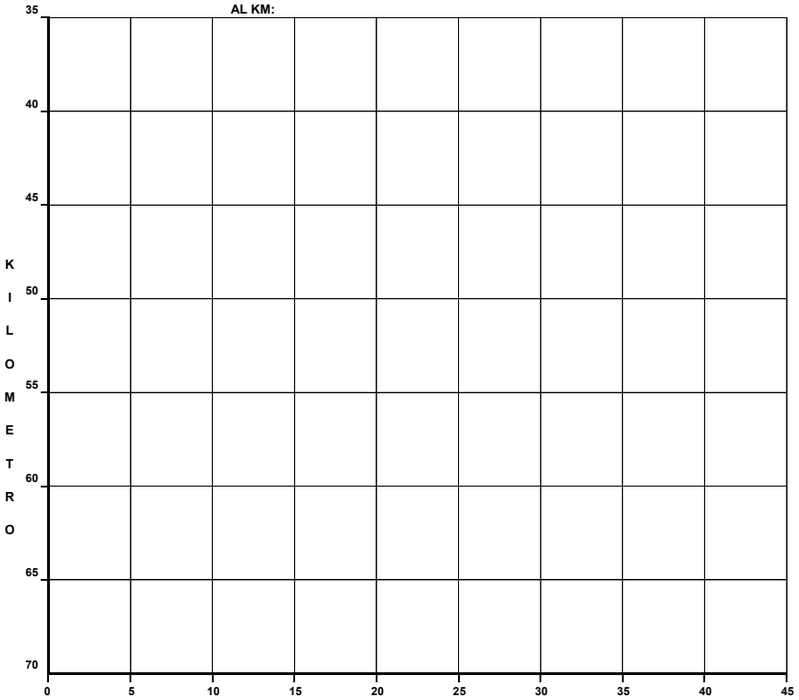


| CLAVE | CLASIFICACION DEL ACCIDENTE | CLAVE | CLASIFICACION DEL ACCIDENTE |
|---|---|---|---|
| **A** | SALIDA DEL CAMINO | COLISION SOBRE EL CAMINO | |
| | | **G** | OTRO VEHICULO MOTOR EN TRANSITO |
| SIN COLISION SOBRE EL CAMINO | | **H** | OTRO VEHICULO MOTOR POR ALCANCE |
| **B** | VOLCADURA | **J** | VEHICULO MOTOR ESTACIONADO |
| **C** | CAIDA DE PASAJERO | **K** | FERROCARRIL |
| **D** | INCENDIO | **L** | BICICLETA |
| **E** | OTROS | **M** | ANIMAL |
| COLISION SOBRE EL CAMINO | | **N** | OBJETO FIJO |
| **F** | PEATON (ATROPELLAMIENTO) | **O** | OTROS OBJETOS |

ACCIDENTES EQUIVALENTES A DAÑOS MATERIALES
✟ UN MUERTO = 6 ACCIDENTES
✡ UN HERIDO = 2 ACCIDENTES

# *ACCIDENTES POR KILOMETRO*
# *( 2 0 0 6 )*

**CARRETERA : SAN MIGUEL EL ALTO - LA BARCA**
**TRAMO: ATOTONILCO EL ALTO - LA BARCA**
**RUTA: MEX - 071**

**DEL KM:**
**AL KM:**

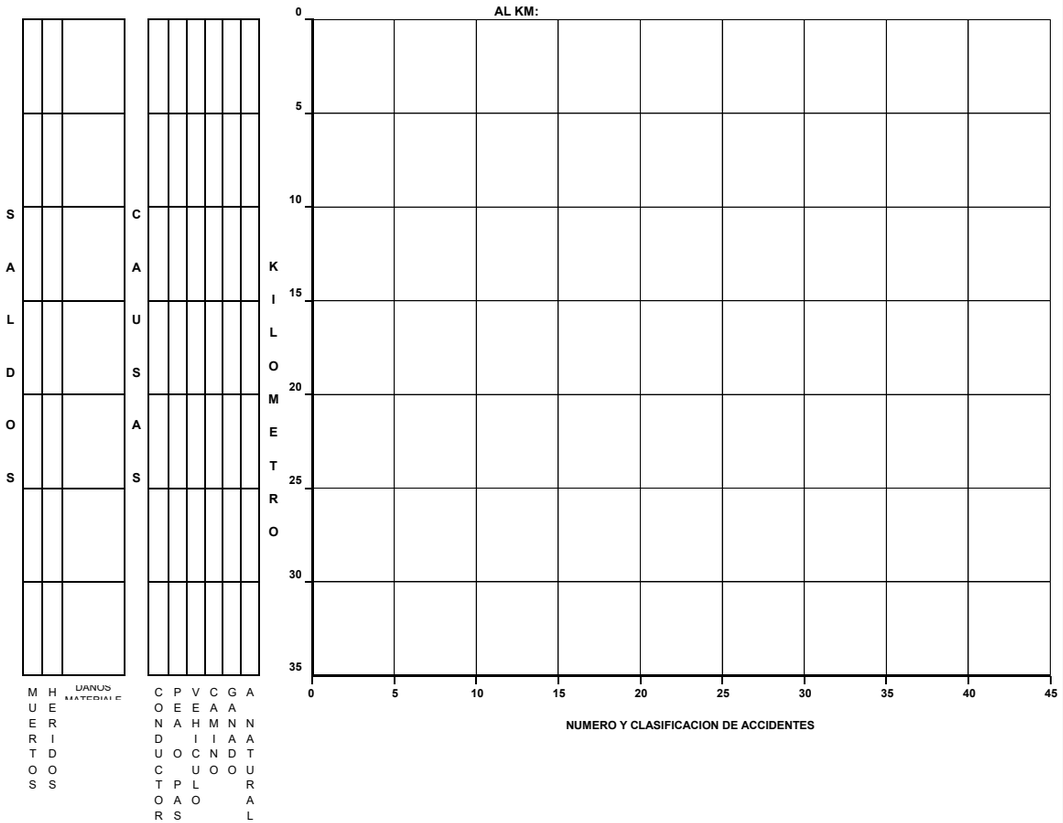


**DEL KM: 59+970**
**AL KM: 70+000**

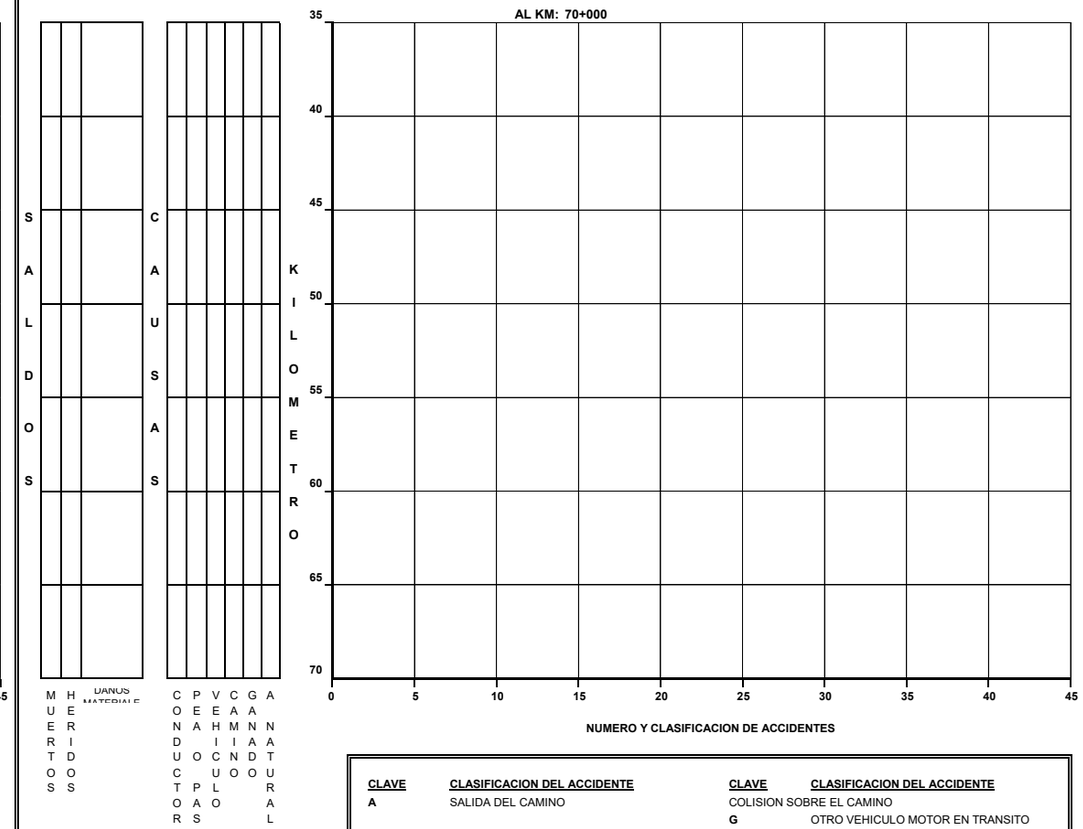


| CLAVE | CLASIFICACION DEL ACCIDENTE | CLAVE | CLASIFICACION DEL ACCIDENTE |
|---|---|---|---|
| **A** | SALIDA DEL CAMINO | COLISION SOBRE EL CAMINO | |
| | | **G** | OTRO VEHICULO MOTOR EN TRANSITO |
| SIN COLISION SOBRE EL CAMINO | | **H** | OTRO VEHICULO MOTOR POR ALCANCE |
| **B** | VOLCADURA | **J** | VEHICULO MOTOR ESTACIONADO |
| **C** | CAIDA DE PASAJERO | **K** | FERROCARRIL |
| **D** | INCENDIO | **L** | BICICLETA |
| **E** | OTROS | **M** | ANIMAL |
| COLISION SOBRE EL CAMINO | | **N** | OBJETO FIJO |
| **F** | PEATON (ATROPELLAMIENTO) | **O** | OTROS OBJETOS |

ACCIDENTES EQUIVALENTES A DAÑOS MATERIALES
✝ UN MUERTO = 6 ACCIDENTES
✱ UN HERIDO = 2 ACCIDENTES

# *ACCIDENTES POR KILOMETRO*
# *( 2 0 0 6 )*

**CARRETERA : SAN MIGUEL EL ALTO - LA BARCA**
**TRAMO: ATOTONILCO EL ALTO - LA BARCA**
**RUTA: MEX - 071**

**DEL KM: 70+000**
**AL KM: 88+500**

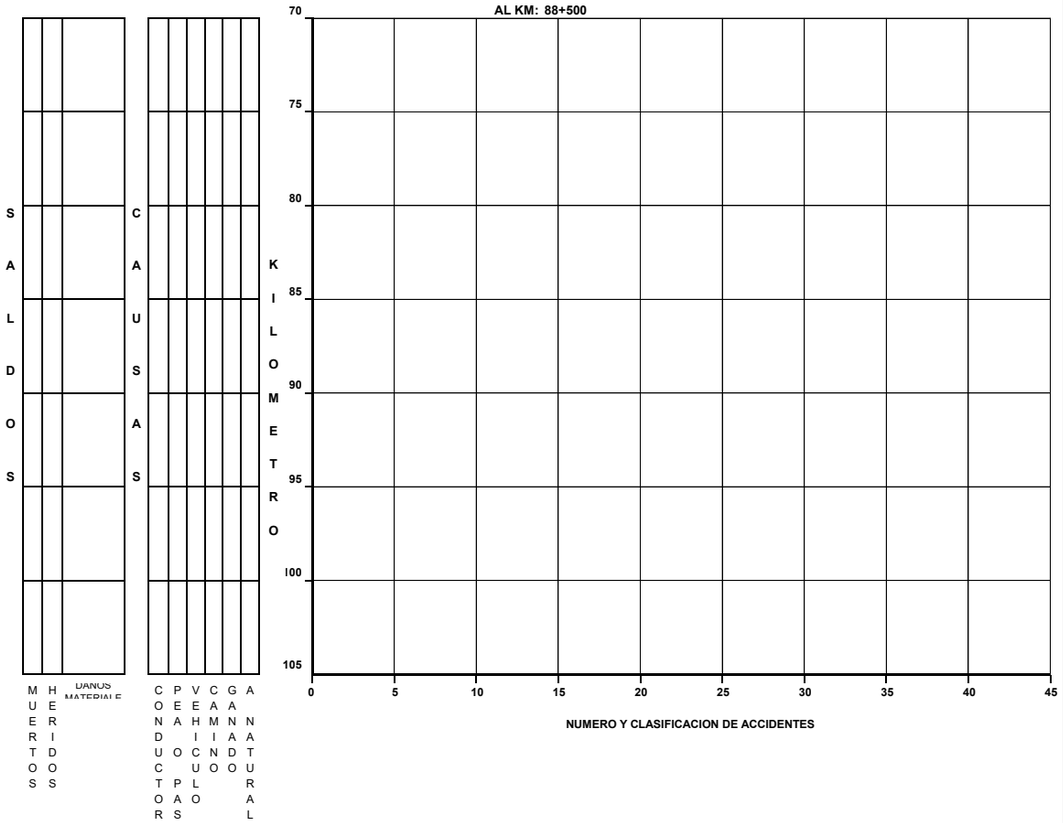


**DEL KM:**
**AL KM:**

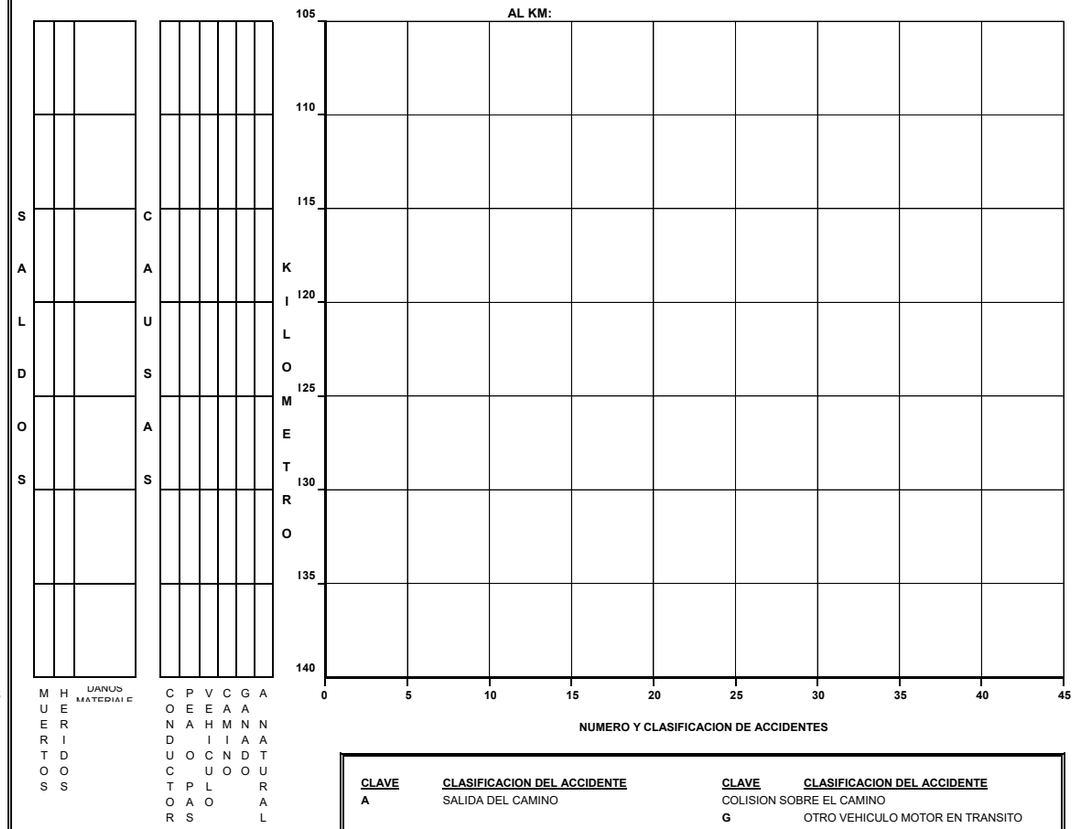


| CLAVE | CLASIFICACION DEL ACCIDENTE | CLAVE | CLASIFICACION DEL ACCIDENTE |
|---|---|---|---|
| A | SALIDA DEL CAMINO | COLISION SOBRE EL CAMINO | |
| | | G | OTRO VEHICULO MOTOR EN TRANSITO |
| SIN COLISION SOBRE EL CAMINO | | H | OTRO VEHICULO MOTOR POR ALCANCE |
| B | VOLCADURA | J | VEHICULO MOTOR ESTACIONADO |
| C | CAIDA DE PASAJERO | K | FERROCARRIL |
| D | INCENDIO | L | BICICLETA |
| E | OTROS | M | ANIMAL |
| COLISION SOBRE EL CAMINO | | N | OBJETO FIJO |
| F | PEATON (ATROPELLAMIENTO) | O | OTROS OBJETOS |

ACCIDENTES EQUIVALENTES A DAÑOS MATERIALES
✝ UN MUERTO = 6 ACCIDENTES
✱ UN HERIDO = 2 ACCIDENTES

# *ACCIDENTES POR KILOMETRO*
# *( 2 0 0 6 )*

**CARRETERA : ENT. TESISTÁN - ENT. MALPASO**
**TRAMO: ENT. C(GDL. -TESISTÁN) - LIM. EDOS. JAL/ZAC**
**RUTA: MEX - 023**

**DEL KM: 0+000**
**AL KM: 35+000**

| KILOMETRO | MUERTOS | HERIDOS | DAÑOS MATERIALES | CONDUCTOR | PEAOS | VEHICULO | CAMINO | GANADO | ANATURAL | CLAVE |
|---|---|---|---|---|---|---|---|---|---|---|
| 0 | 0 | 0 | 45,000 | 1 | 0 | 0 | 0 | 0 | 0 | G |
| | 0 | 1 | 25,000 | 1 | 0 | 0 | 0 | 0 | 0 | G ✡✡ |
| | 0 | 0 | 0 | 0 | 0 | 0 | 0 | 0 | 0 | |
| | 0 | 0 | 0 | 0 | 0 | 0 | 0 | 0 | 0 | |
| | 0 | 0 | 0 | 0 | 0 | 0 | 0 | 0 | 0 | |
| | 0 | 0 | 0 | 0 | 0 | 0 | 0 | 0 | 0 | |
| 5 | 0 | 3 | 19,000 | 0 | 0 | 0 | 0 | 0 | 0 | ✡✡✡✡✡✡ |
| | 0 | 0 | 0 | 0 | 0 | 0 | 0 | 0 | 0 | |
| | 0 | 3 | 30,000 | 1 | 0 | 0 | 0 | 0 | 0 | G ✡✡✡✡✡✡ |
| | 0 | 0 | 0 | 0 | 0 | 0 | 0 | 0 | 0 | |
| | 0 | 0 | 0 | 0 | 0 | 0 | 0 | 0 | 0 | |
| 10 | S | 1 | 3 | 100,000 | C | 0 | 0 | 0 | 1 | 0 | 0 | A ✡✡✡✡✡✡✡✡✡✡✡✡ |
| | A | 0 | 0 | 0 | A | 0 | 0 | 0 | 0 | 0 | 0 | |
| | | 0 | 0 | 0 | | 0 | 0 | 0 | 0 | 0 | 0 | |
| | | 1 | 3 | 55,300 | | 3 | 0 | 0 | 0 | 0 | 0 | AAG ✡✡✡✡✡✡✡✡✡✡✡✡ |
| | | 0 | 0 | 0 | | 0 | 0 | 0 | 0 | 0 | 0 | |
| 15 | L | 0 | 0 | 0 | U | 0 | 0 | 0 | 0 | 0 | 0 | |
| | | 0 | 0 | 25,000 | | 1 | 0 | 0 | 0 | 0 | 0 | A |
| | | 0 | 0 | 0 | S | 0 | 0 | 0 | 0 | 0 | 0 | |
| | D | 0 | 0 | 0 | | 0 | 0 | 0 | 0 | 0 | 0 | |
| | | 0 | 0 | 0 | | 0 | 0 | 0 | 0 | 0 | 0 | |
| 20 | O | 0 | 2 | 300,000 | A | 1 | 0 | 0 | 0 | 0 | 0 | A ✡✡✡✡ |
| | | 0 | 0 | 0 | | 0 | 0 | 0 | 0 | 0 | 0 | |
| | | 0 | 0 | 0 | | 0 | 0 | 0 | 0 | 0 | 0 | |
| | | 0 | 0 | 0 | | 0 | 0 | 0 | 0 | 0 | 0 | |
| 25 | S | 0 | 0 | 0 | S | 0 | 0 | 0 | 0 | 0 | 0 | |
| | | 0 | 0 | 0 | | 0 | 0 | 0 | 0 | 0 | 0 | |
| | | 0 | 0 | 0 | | 0 | 0 | 0 | 0 | 0 | 0 | |
| | | 0 | 0 | 0 | | 0 | 0 | 0 | 0 | 0 | 0 | |
| | | 0 | 3 | 20,000 | | 1 | 0 | 0 | 0 | 0 | 0 | A ✡✡✡✡✡✡ |
| 30 | | 0 | 4 | 10,000 | | 1 | 0 | 0 | 0 | 0 | 0 | G ✡✡✡✡✡✡✡✡ |
| | | 0 | 0 | 125,000 | | 1 | 0 | 1 | 0 | 0 | 0 | AB |
| | | 0 | 0 | 0 | | 0 | 0 | 0 | 0 | 0 | 0 | |
| | | 0 | 0 | 0 | | 0 | 0 | 0 | 0 | 0 | 0 | |
| | | 0 | 0 | 0 | | 0 | 0 | 0 | 0 | 0 | 0 | |
| 35 | | 0 | 0 | 0 | | 0 | 0 | 0 | 0 | 0 | 0 | |

0 5 10 15 20 25 30 35 40 45

**NUMERO Y CLASIFICACION DE ACCIDENTES**

**DEL KM: 35+000**
**AL KM: 51+300**

| KILOMETRO | MUERTOS | HERIDOS | DAÑOS MATERIALES | CONDUCTOR | PEAOS | VEHICULO | CAMINO | GANADO | ANATURAL |
|---|---|---|---|---|---|---|---|---|---|
| | 0 | 0 | 0 | 0 | 0 | 0 | 0 | 0 | 0 |
| | 0 | 0 | 0 | 0 | 0 | 0 | 0 | 0 | 0 |
| | 0 | 0 | 0 | 0 | 0 | 0 | 0 | 0 | 0 |
| | 0 | 0 | 0 | 0 | 0 | 0 | 0 | 0 | 0 |
| | 2 | 2 | 30,000 | 1 | 0 | 0 | 0 | 0 | 0 |
| | 0 | 0 | 0 | 0 | 0 | 0 | 0 | 0 | 0 |
| | 0 | 0 | 0 | 0 | 0 | 0 | 0 | 0 | 0 |
| | 0 | 0 | 0 | 0 | 0 | 0 | 0 | 0 | 0 |
| | 0 | 0 | 0 | 0 | 0 | 0 | 0 | 0 | 0 |
| | 0 | 0 | 0 | 0 | 0 | 0 | 0 | 0 | 0 |
| | S | 0 | 0 | 0 | C | 0 | 0 | 0 | 0 | 0 | 0 |
| | A | 0 | 0 | 0 | A | 0 | 0 | 0 | 0 | 0 | 0 |
| | | 0 | 0 | 0 | | 0 | 0 | 0 | 0 | 0 | 0 |
| | | 0 | 0 | 0 | | 0 | 0 | 0 | 0 | 0 | 0 |
| | | 0 | 0 | 0 | | 0 | 0 | 0 | 0 | 0 | 0 |
| | L | 0 | 0 | 0 | U | 0 | 0 | 0 | 0 | 0 | 0 |
| | | | | | S | | | | | | |
| | D | | | | | | | | | | |
| | | | | | | | | | | | |
| | O | | | | A | | | | | | |
| | | | | | | | | | | | |
| | S | | | | S | | | | | | |
| | | | | | | | | | | | |
| | | | | | | | | | | | |
| | | | | | | | | | | | |
| | | | | | | | | | | | |
| | | | | | | | | | | | |
| | | | | | | | | | | | |
| | | | | | | | | | | | |
| | | | | | | | | | | | |
| | | | | | | | | | | | |

35 40 45 50 55 60 65 70

B ✡✡✡✡✡✡✡✡✡✡✡✡✡✡✡✡

0 5 10 15 20 25 30 35 40 45

**NUMERO Y CLASIFICACION DE ACCIDENTES**

| CLAVE | CLASIFICACION DEL ACCIDENTE | CLAVE | CLASIFICACION DEL ACCIDENTE |
|---|---|---|---|
| **A** | SALIDA DEL CAMINO | COLISION SOBRE EL CAMINO | |
| | | **G** | OTRO VEHICULO MOTOR EN TRANSITO |
| SIN COLISION SOBRE EL CAMINO | | **H** | OTRO VEHICULO MOTOR POR ALCANCE |
| **B** | VOLCADURA | **J** | VEHICULO MOTOR ESTACIONADO |
| **C** | CAIDA DE PASAJERO | **K** | FERROCARRIL |
| **D** | INCENDIO | **L** | BICICLETA |
| **E** | OTROS | **M** | ANIMAL |
| COLISION SOBRE EL CAMINO | | **N** | OBJETO FIJO |
| **F** | PEATON (ATROPELLAMIENTO) | **O** | OTROS OBJETOS |

ACCIDENTES EQUIVALENTES A DAÑOS MATERIALES
✝ UN MUERTO = 6 ACCIDENTES
✡ UN HERIDO = 2 ACCIDENTES

# *ACCIDENTES POR KILOMETRO*
# *( 2 0 0 6 )*

**CARRETERA : ENT. TESISTÁN - ENT. MALPASO**
**TRAMO: LIM. EDOS. JAL/ZAC - LIM. EDOS. ZAC/JAL**
**RUTA: MEX - 023**

**DEL KM: 173+600**
**AL KM: 175+000**

| SALDOS | CAUSAS | KILOMETRO | MUERTOS | HERIDOS | DAÑOS MATERIALES | CONDUCTOR | PEAO | PASAJERO | VEHICULO | CAMINO | GANADO | NATURAL |
|---|---|---|---|---|---|---|---|---|---|---|---|---|
| | | 140 | | | | | | | | | | |
| | | 145 | | | | | | | | | | |
| | | 150 | | | | | | | | | | |
| | | 155 | | | | | | | | | | |
| | | 160 | | | | | | | | | | |
| | | 165 | | | | | | | | | | |
| | | 170 | | | | | | | | | | |
| | | 175 | 0 | 0 | 0 | 0 | 0 | 0 | 0 | 0 | 0 | 0 |
| | | | 0 | 0 | 10,000 | 1 | 0 | 0 | 0 | 0 | 0 | 0 |
| | | | 1 | 2 | 20,000 | 1 | 0 | 0 | 0 | 0 | 0 | 0 |

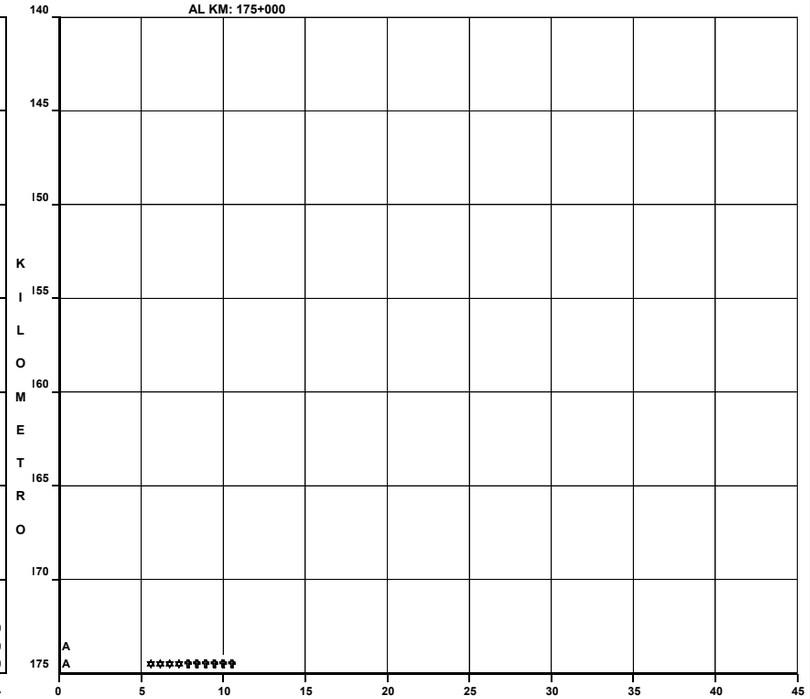


**DEL KM: 175+000**
**AL KM: 209+940**

| SALDOS | CAUSAS | KILOMETRO | MUERTOS | HERIDOS | DAÑOS MATERIALES | CONDUCTOR | PEAO | PASAJERO | VEHICULO | CAMINO | GANADO | NATURAL |
|---|---|---|---|---|---|---|---|---|---|---|---|---|
| | | | 0 | 0 | 0 | 0 | 0 | 0 | 0 | 0 | 0 | 0 |
| | | | 2 | 2 | 120,000 | 1 | 0 | 0 | 0 | 0 | 0 | 0 |
| | | | 0 | 1 | 20,000 | 1 | 0 | 0 | 0 | 0 | 0 | 0 |
| | | | 0 | 0 | 0 | 0 | 0 | 0 | 0 | 0 | 0 | 0 |
| | | | 0 | 0 | 0 | 0 | 0 | 0 | 0 | 0 | 0 | 0 |
| | | 175 | 0 | 0 | 0 | 0 | 0 | 0 | 0 | 0 | 0 | 0 |
| | | | 0 | 0 | 0 | 0 | 0 | 0 | 0 | 0 | 0 | 0 |
| | | | 0 | 0 | 0 | 0 | 0 | 0 | 0 | 0 | 0 | 0 |
| | | | 0 | 0 | 0 | 0 | 0 | 0 | 0 | 0 | 0 | 0 |
| | | | 0 | 0 | 0 | 0 | 0 | 0 | 0 | 0 | 0 | 0 |
| | | 180 | 0 | 0 | 0 | 0 | 0 | 0 | 0 | 0 | 0 | 0 |
| | | | 0 | 0 | 0 | 0 | 0 | 0 | 0 | 0 | 0 | 0 |
| | | | 0 | 0 | 0 | 0 | 0 | 0 | 0 | 0 | 0 | 0 |
| | | | 0 | 0 | 0 | 0 | 0 | 0 | 0 | 0 | 0 | 0 |
| | | | 0 | 0 | 0 | 0 | 0 | 0 | 0 | 0 | 0 | 0 |
| | | 185 | 0 | 0 | 0 | 0 | 0 | 0 | 0 | 0 | 0 | 0 |
| | | | 0 | 0 | 0 | 0 | 0 | 0 | 0 | 0 | 0 | 0 |
| | | | 0 | 0 | 0 | 0 | 0 | 0 | 0 | 0 | 0 | 0 |
| | | | 0 | 0 | 0 | 0 | 0 | 0 | 0 | 0 | 0 | 0 |
| | | | 0 | 0 | 0 | 0 | 0 | 0 | 0 | 0 | 0 | 0 |
| | | 190 | 0 | 0 | 0 | 0 | 0 | 0 | 0 | 0 | 0 | 0 |
| | | | 0 | 0 | 0 | 0 | 0 | 0 | 0 | 0 | 0 | 0 |
| | | | 0 | 4 | 30,000 | 1 | 0 | 0 | 0 | 0 | 0 | 0 |
| | | | 0 | 0 | 0 | 0 | 0 | 0 | 0 | 0 | 0 | 0 |
| | | 195 | 0 | 3 | 30,000 | 1 | 0 | 0 | 0 | 0 | 0 | 0 |
| | | | 0 | 0 | 50,000 | 1 | 0 | 0 | 0 | 0 | 0 | 0 |
| | | | 0 | 0 | 0 | 0 | 0 | 0 | 0 | 0 | 0 | 0 |
| | | | 0 | 0 | 0 | 0 | 0 | 0 | 0 | 0 | 0 | 0 |
| | | | 0 | 0 | 0 | 0 | 0 | 0 | 0 | 0 | 0 | 0 |
| | | 200 | 0 | 0 | 0 | 0 | 0 | 0 | 0 | 0 | 0 | 0 |
| | | | 0 | 0 | 0 | 0 | 0 | 0 | 0 | 0 | 0 | 0 |
| | | | 0 | 0 | 0 | 0 | 0 | 0 | 0 | 0 | 0 | 0 |
| | | | 0 | 0 | 0 | 0 | 0 | 0 | 0 | 0 | 0 | 0 |
| | | | 0 | 0 | 0 | 0 | 0 | 0 | 0 | 0 | 0 | 0 |
| | | 205 | 0 | 0 | 0 | 0 | 0 | 0 | 0 | 0 | 0 | 0 |
| | | | 0 | 0 | 0 | 0 | 0 | 0 | 0 | 0 | 0 | 0 |
| | | | 0 | 0 | 0 | 0 | 0 | 0 | 0 | 0 | 0 | 0 |
| | | | 0 | 0 | 0 | 0 | 0 | 0 | 0 | 0 | 0 | 0 |
| | | | 1 | 6 | 75,000 | 1 | 0 | 0 | 0 | 0 | 0 | 0 |
| | | 210 | 0 | 0 | 0 | 0 | 0 | 0 | 0 | 0 | 0 | 0 |
| | | | 0 | 0 | 0 | 0 | 0 | 0 | 0 | 0 | 0 | 0 |
| | | | 0 | 0 | 0 | 0 | 0 | 0 | 0 | 0 | 0 | 0 |
| | | | 0 | 0 | 0 | 0 | 0 | 0 | 0 | 0 | 0 | 0 |
| | | | 0 | 0 | 0 | 0 | 0 | 0 | 0 | 0 | 0 | 0 |

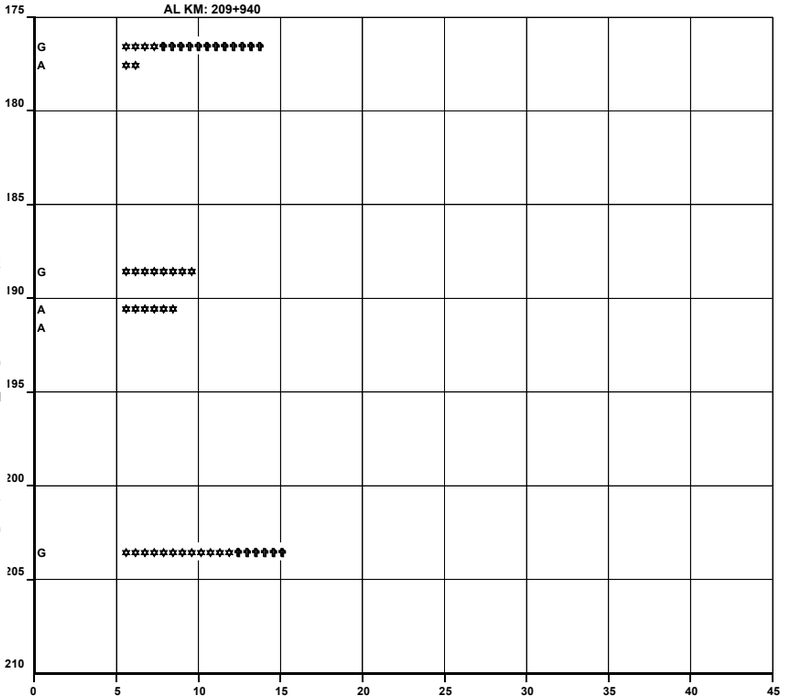


| CLAVE | CLASIFICACION DEL ACCIDENTE | CLAVE | CLASIFICACION DEL ACCIDENTE |
|---|---|---|---|
| **A** | SALIDA DEL CAMINO | COLISION SOBRE EL CAMINO | |
| | | **G** | OTRO VEHICULO MOTOR EN TRANSITO |
| SIN COLISION SOBRE EL CAMINO | | **H** | OTRO VEHICULO MOTOR POR ALCANCE |
| **B** | VOLCADURA | **J** | VEHICULO MOTOR ESTACIONADO |
| **C** | CAIDA DE PASAJERO | **K** | FERROCARRIL |
| **D** | INCENDIO | **L** | BICICLETA |
| **E** | OTROS | **M** | ANIMAL |
| COLISION SOBRE EL CAMINO | | **N** | OBJETO FIJO |
| **F** | PEATON (ATROPELLAMIENTO) | **O** | OTROS OBJETOS |

ACCIDENTES EQUIVALENTES A DAÑOS MATERIALES
✝ UN MUERTO = 6 ACCIDENTES
✲ UN HERIDO = 2 ACCIDENTES

# *ACCIDENTES POR KILOMETRO*
# *( 2 0 0 6 )*

**CARRETERA : ENT. TESISTÁN - ENT. MALPASO**
**TRAMO: LIM. EDOS. JAL/ZAC - LIM. EDOS. ZAC/JAL**
**RUTA: MEX - 023**

**DEL KM: 217+210**
**AL KM: 228+550**

| KILOMETRO | MUERTOS | HERIDOS | DAÑOS MATERIALES | CONDUCTOR | PEAOS | VEHICULO | CAMINO | GANADO | ANATURAL |
|---|---|---|---|---|---|---|---|---|---|
| 210–220 | 0 | 0 | 0 | 0 | 0 | 0 | 0 | 0 | 0 |
| 220–225 | 0 | 0 | 0 | 0 | 0 | 0 | 0 | 0 | 0 |
| 225–230 | 0 | 0 | 0 | 0 | 0 | 0 | 0 | 0 | 0 |
| 230–240 | 0 | 0 | 0 | 0 | 0 | 0 | 0 | 0 | 0 |
| 240–250 | 0 | 0 | 0 | 0 | 0 | 0 | 0 | 0 | 0 |
| 250–255 | 0 | 0 | 0 | 0 | 0 | 0 | 0 | 0 | 0 |
| SALDOS | 0 | 0 | 0 | 0 | 0 | 0 | 0 | 0 | 0 |
| | 0 | 1 | 180,000 | 0 | 0 | 0 | 0 | 0 | 0 |
| | 0 | 0 | 0 | 0 | 0 | 0 | 0 | 0 | 0 |
| | 0 | 0 | 0 | 0 | 0 | 0 | 0 | 0 | 0 |
| | 0 | 0 | 0 | 0 | 0 | 0 | 0 | 0 | 0 |
| | 0 | 0 | 0 | 0 | 0 | 0 | 0 | 0 | 0 |

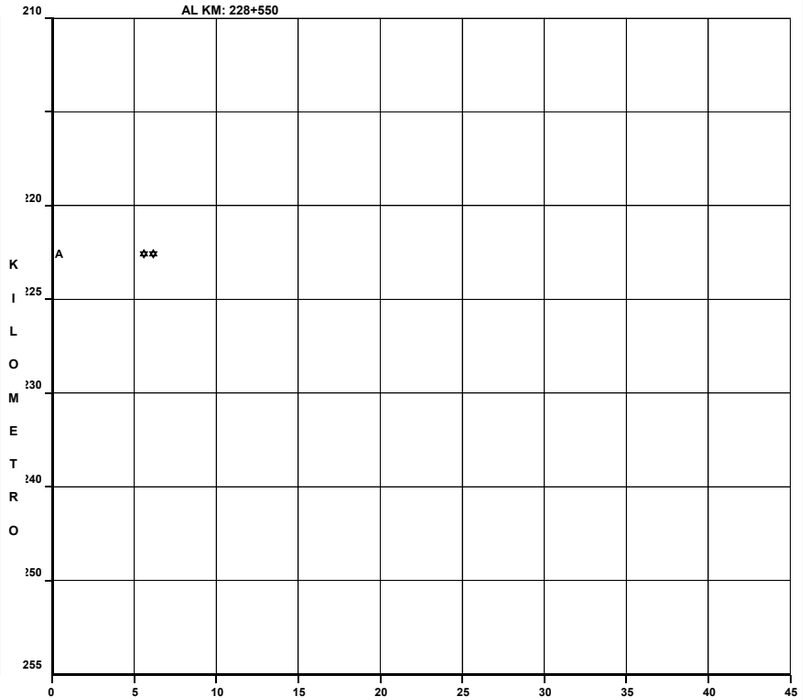


NUMERO Y CLASIFICACION DE ACCIDENTES

**DEL KM:**
**AL KM:**

| KILOMETRO | MUERTOS | HERIDOS | DAÑOS MATERIALES | CONDUCTOR | PEAOS | VEHICULO | CAMINO | GANADO | ANATURAL |
|---|---|---|---|---|---|---|---|---|---|
| 255–265 | | | | | | | | | |
| 265–270 | | | | | | | | | |
| 270–275 | | | | | | | | | |
| 275–280 | | | | | | | | | |
| 280–285 | | | | | | | | | |
| 285–290 | | | | | | | | | |
| SALDOS | | | | | | | | | |

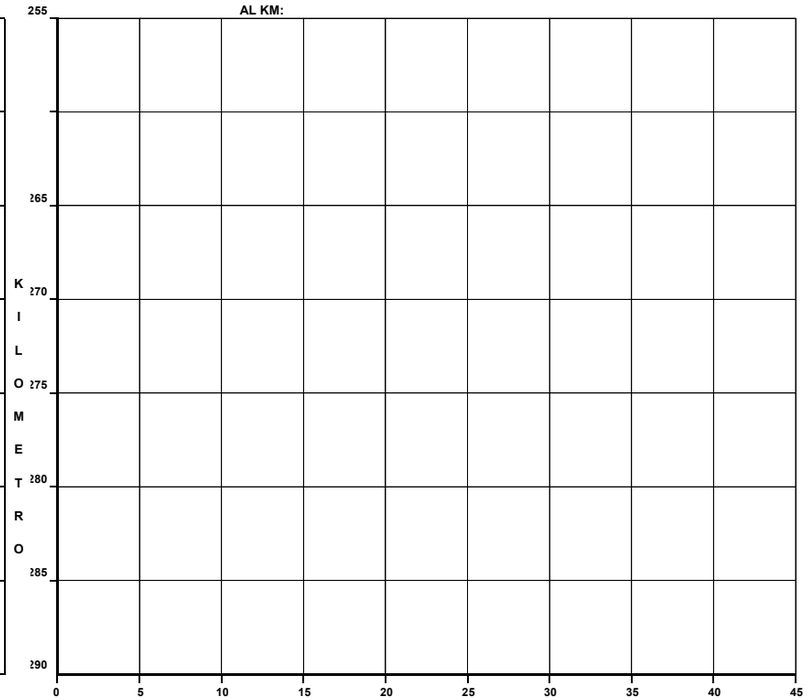


NUMERO Y CLASIFICACION DE ACCIDENTES

| CLAVE | CLASIFICACION DEL ACCIDENTE |
|---|---|
| **A** | SALIDA DEL CAMINO |
| SIN COLISION SOBRE EL CAMINO | |
| **B** | VOLCADURA |
| **C** | CAIDA DE PASAJERO |
| **D** | INCENDIO |
| **E** | OTROS |
| COLISION SOBRE EL CAMINO | |
| **F** | PEATON (ATROPELLAMIENTO) |
| COLISION SOBRE EL CAMINO | |
| **G** | OTRO VEHICULO MOTOR EN TRANSITO |
| **H** | OTRO VEHICULO MOTOR POR ALCANCE |
| **J** | VEHICULO MOTOR ESTACIONADO |
| **K** | FERROCARRIL |
| **L** | BICICLETA |
| **M** | ANIMAL |
| **N** | OBJETO FIJO |
| **O** | OTROS OBJETOS |

ACCIDENTES EQUIVALENTES A DAÑOS MATERIALES
✝ UN MUERTO = 6 ACCIDENTES
✲ UN HERIDO = 2 ACCIDENTES

# *ACCIDENTES POR KILOMETRO*
# *( 2 0 0 6 )*

**CARRETERA : TEPATITLÁN - JARALILLO**
**TRAMO: ENT. C(LAGOS DE M. - GUADALAJARA) - YAHUALICA**
**RUTA: MEX - 070**

**DEL KM: 0+000**
**AL KM: 35+000**

| KILOMETRO | MUERTOS | HERIDOS | DAÑOS MATERIALES | SALIDA DEL CAMINO | CONDUCTOR | PEAT | VEHICULO | CAMINO | GANADO | ANATURAL | CLAVE |
|---|---|---|---|---|---|---|---|---|---|---|---|
| 0 | 0 | 2 | 15,000 | 1 | 0 | 0 | 0 | 0 | 0 | 0 | H ✡✡✡✡ |
| | 0 | 1 | 10,000 | 1 | 0 | 0 | 0 | 0 | 0 | 0 | H ✡✡ |
| | 0 | 0 | 0 | 0 | 0 | 0 | 0 | 0 | 0 | 0 | |
| | 0 | 0 | 0 | 0 | 0 | 0 | 0 | 0 | 0 | 0 | |
| | 0 | 0 | 0 | 0 | 0 | 0 | 0 | 0 | 0 | 0 | |
| | 0 | 0 | 0 | 0 | 0 | 0 | 0 | 0 | 0 | 0 | |
| 5 | 0 | 0 | 0 | 0 | 0 | 0 | 0 | 0 | 0 | 0 | |
| | 0 | 0 | 0 | 0 | 0 | 0 | 0 | 0 | 0 | 0 | |
| | 0 | 0 | 0 | 0 | 0 | 0 | 0 | 0 | 0 | 0 | |
| | 0 | 5 | 32,000 | 2 | 0 | 0 | 0 | 0 | 0 | 0 | GG ✡✡✡✡✡✡✡✡✡✡ |
| | 0 | 0 | 0 | 0 | 0 | 0 | 0 | 0 | 0 | 0 | |
| 10 | 0 | 0 | 0 | 0 | 0 | 0 | 0 | 0 | 0 | 0 | |
| | 0 | 2 | 30,000 | 1 | 0 | 0 | 0 | 0 | 0 | 0 | A ✡✡✡✡ |
| | 0 | 0 | 0 | 0 | 0 | 0 | 0 | 0 | 0 | 0 | |
| | 0 | 0 | 0 | 0 | 0 | 0 | 0 | 0 | 0 | 0 | |
| | 0 | 0 | 0 | 0 | 0 | 0 | 0 | 0 | 0 | 0 | |
| 15 | 0 | 0 | 0 | 0 | 0 | 0 | 0 | 0 | 0 | 0 | |
| | 0 | 0 | 0 | 0 | 0 | 0 | 0 | 0 | 0 | 0 | |
| | 0 | 0 | 0 | 0 | 0 | 0 | 0 | 0 | 0 | 0 | |
| | 0 | 0 | 0 | 0 | 0 | 0 | 0 | 0 | 0 | 0 | |
| | 0 | 0 | 100,000 | 1 | 0 | 0 | 0 | 0 | 0 | 0 | |
| 20 | 0 | 4 | 29,000 | 0 | 0 | 0 | 0 | 0 | 0 | 1 | G ✡✡✡✡✡✡✡✡ |
| | 0 | 2 | 65,000 | 1 | 0 | 0 | 1 | 0 | 0 | 0 | AA ✡✡✡✡ |
| | 0 | 0 | 0 | 0 | 0 | 0 | 0 | 0 | 0 | 0 | |
| | 0 | 0 | 0 | 0 | 0 | 0 | 0 | 0 | 0 | 0 | |
| | 0 | 0 | 0 | 0 | 0 | 0 | 0 | 0 | 0 | 0 | |
| 25 | 0 | 0 | 0 | 0 | 0 | 0 | 0 | 0 | 0 | 0 | |
| | 0 | 0 | 0 | 0 | 0 | 0 | 0 | 0 | 0 | 0 | |
| | 0 | 0 | 0 | 0 | 0 | 0 | 0 | 0 | 0 | 0 | |
| | 0 | 1 | 1,000 | 1 | 0 | 0 | 0 | 0 | 0 | 0 | A ✡✡ |
| | 0 | 0 | 0 | 0 | 0 | 0 | 0 | 0 | 0 | 0 | |
| 30 | 0 | 0 | 0 | 0 | 0 | 0 | 0 | 0 | 0 | 0 | |
| | 0 | 0 | 70,000 | 1 | 0 | 0 | 0 | 0 | 0 | 0 | A |
| | 0 | 0 | 0 | 0 | 0 | 0 | 0 | 0 | 0 | 0 | |
| | 0 | 0 | 0 | 0 | 0 | 0 | 0 | 0 | 0 | 0 | |
| | 0 | 0 | 0 | 0 | 0 | 0 | 0 | 0 | 0 | 0 | |
| 35 | | | | | | | | | | | |

0 5 10 15 20 25 30 35 40 45

**NUMERO Y CLASIFICACION DE ACCIDENTES**

**DEL KM: 35+000**
**AL KM: 61+000**

| KILOMETRO | MUERTOS | HERIDOS | DAÑOS MATERIALES | SALIDA DEL CAMINO | CONDUCTOR | PEAT | VEHICULO | CAMINO | GANADO | ANATURAL | CLAVE |
|---|---|---|---|---|---|---|---|---|---|---|---|
| 35 | 0 | 0 | 0 | 0 | 0 | 0 | 0 | 0 | 0 | 0 | |
| | 0 | 0 | 0 | 0 | 0 | 0 | 0 | 0 | 0 | 0 | |
| | 0 | 0 | 0 | 0 | 0 | 0 | 0 | 0 | 0 | 0 | |
| | 0 | 0 | 0 | 0 | 0 | 0 | 0 | 0 | 0 | 0 | |
| | 0 | 0 | 0 | 0 | 0 | 0 | 0 | 0 | 0 | 0 | |
| 40 | 0 | 0 | 0 | 0 | 0 | 0 | 0 | 0 | 0 | 0 | |
| | 0 | 0 | 0 | 0 | 0 | 0 | 0 | 0 | 0 | 0 | |
| | 0 | 0 | 0 | 0 | 0 | 0 | 0 | 0 | 0 | 0 | |
| | 0 | 0 | 0 | 0 | 0 | 0 | 0 | 0 | 0 | 0 | |
| | 0 | 1 | 5,000 | 0 | 0 | 0 | 0 | 0 | 0 | 1 | A ✡✡ |
| 45 | 0 | 0 | 0 | 0 | 0 | 0 | 0 | 0 | 0 | 0 | |
| | 0 | 0 | 0 | 0 | 0 | 0 | 0 | 0 | 0 | 0 | |
| | 0 | 0 | 0 | 0 | 0 | 0 | 0 | 0 | 0 | 0 | |
| | 0 | 0 | 0 | 0 | 0 | 0 | 0 | 0 | 0 | 0 | |
| | 0 | 0 | 0 | 0 | 0 | 0 | 0 | 0 | 0 | 0 | |
| 50 | 0 | 0 | 0 | 0 | 0 | 0 | 0 | 0 | 0 | 0 | |
| | 0 | 0 | 0 | 0 | 0 | 0 | 0 | 0 | 0 | 0 | |
| | 0 | 0 | 0 | 0 | 0 | 0 | 0 | 0 | 0 | 0 | |
| | 0 | 0 | 0 | 0 | 0 | 0 | 0 | 0 | 0 | 0 | |
| | 0 | 0 | 0 | 0 | 0 | 0 | 0 | 0 | 0 | 0 | |
| 55 | 0 | 0 | 0 | 0 | 0 | 0 | 0 | 0 | 0 | 0 | |
| | 0 | 0 | 0 | 0 | 0 | 0 | 0 | 0 | 0 | 0 | |
| | 0 | 0 | 0 | 0 | 0 | 0 | 0 | 0 | 0 | 0 | |
| | 0 | 0 | 0 | 0 | 0 | 0 | 0 | 0 | 0 | 0 | |
| | 0 | 0 | 0 | 0 | 0 | 0 | 0 | 0 | 0 | 0 | |
| 60 | 1 | 1 | 215,000 | 3 | 0 | 0 | 0 | 0 | 0 | 0 | AAG ✡✡✡✡✡✡✡ |
| | 0 | 3 | 605,000 | 1 | 0 | 0 | 0 | 0 | 0 | 0 | G |
| | 0 | 0 | 60,000 | 1 | 0 | 0 | 0 | 0 | 0 | 0 | G |
| 65 | | | | | | | | | | | |
| 70 | | | | | | | | | | | |

0 5 10 15 20 25 30 35 40 45

**NUMERO Y CLASIFICACION DE ACCIDENTES**

| CLAVE | CLASIFICACION DEL ACCIDENTE | CLAVE | CLASIFICACION DEL ACCIDENTE |
|---|---|---|---|
| **A** | SALIDA DEL CAMINO | COLISION SOBRE EL CAMINO | |
| | | **G** | OTRO VEHICULO MOTOR EN TRANSITO |
| SIN COLISION SOBRE EL CAMINO | | **H** | OTRO VEHICULO MOTOR POR ALCANCE |
| **B** | VOLCADURA | **J** | VEHICULO MOTOR ESTACIONADO |
| **C** | CAIDA DE PASAJERO | **K** | FERROCARRIL |
| **D** | INCENDIO | **L** | BICICLETA |
| **E** | OTROS | **M** | ANIMAL |
| COLISION SOBRE EL CAMINO | | **N** | OBJETO FIJO |
| **F** | PEATON (ATROPELLAMIENTO) | **O** | OTROS OBJETOS |

ACCIDENTES EQUIVALENTES A DAÑOS MATERIALES
✝ UN MUERTO = 6 ACCIDENTES
✡ UN HERIDO = 2 ACCIDENTES

# *ACCIDENTES POR KILOMETRO*
# *( 2 0 0 6 )*

**CARRETERA : OJUELOS - AGUASCALIENTES**
**TRAMO: OJUELOS - LIM. EDOS. JAL/AGS**
**RUTA: MEX - 070**

**DEL KM: 0+000**
**AL KM: 35+000**

| KILOMETRO | MUERTOS | HERIDOS | DAÑOS MATERIALES | CONDUCTOR | PEAOS | VEHICULO | CAMINO | GANADO | ANATURAL | SALDOS | CAUSAS |
|---|---|---|---|---|---|---|---|---|---|---|---|
| 0 | 0 | 0 | 0 | 0 | 0 | 0 | 0 | 0 | 0 | | |
| | 0 | 0 | 0 | 0 | 0 | 0 | 0 | 0 | 0 | | |
| | 0 | 0 | 0 | 0 | 0 | 0 | 0 | 0 | 0 | | |
| | 0 | 0 | 0 | 0 | 0 | 0 | 0 | 0 | 0 | | |
| | 0 | 0 | 0 | 0 | 0 | 0 | 0 | 0 | 0 | | |
| 5 | 0 | 2 | 50,000 | 1 | 0 | 0 | 0 | 0 | 0 | A | ✡✡✡✡ |
| | 0 | 0 | 0 | 0 | 0 | 0 | 0 | 0 | 0 | | |
| | 0 | 0 | 0 | 0 | 0 | 0 | 0 | 0 | 0 | | |
| | 0 | 0 | 0 | 0 | 0 | 0 | 0 | 0 | 0 | | |
| | 0 | 0 | 0 | 0 | 0 | 0 | 0 | 0 | 0 | | |
| 10 | 0 | 0 | 0 | 0 | 0 | 0 | 0 | 0 | 0 | | |
| | 0 | 0 | 0 | 0 | 0 | 0 | 0 | 0 | 0 | | |
| | 0 | 0 | 0 | 0 | 0 | 0 | 0 | 0 | 0 | | |
| | 0 | 0 | 0 | 0 | 0 | 0 | 0 | 0 | 0 | | |
| | 0 | 0 | 0 | 0 | 0 | 0 | 0 | 0 | 0 | | |
| 15 | 0 | 0 | 0 | 0 | 0 | 0 | 0 | 0 | 0 | | |
| | 0 | 0 | 0 | 0 | 0 | 0 | 0 | 0 | 0 | | |
| | 0 | 0 | 0 | 0 | 0 | 0 | 0 | 0 | 0 | | |
| | 0 | 0 | 0 | 0 | 0 | 0 | 0 | 0 | 0 | | |
| | 0 | 0 | 0 | 0 | 0 | 0 | 0 | 0 | 0 | | |
| 20 | 0 | 0 | 0 | 0 | 0 | 0 | 0 | 0 | 0 | | |
| | 0 | 0 | 0 | 0 | 0 | 0 | 0 | 0 | 0 | | |
| | 0 | 0 | 0 | 0 | 0 | 0 | 0 | 0 | 0 | | |
| | 0 | 0 | 0 | 0 | 0 | 0 | 0 | 0 | 0 | | |
| | 0 | 0 | 0 | 0 | 0 | 0 | 0 | 0 | 0 | | |
| 25 | 0 | 0 | 0 | 0 | 0 | 0 | 0 | 0 | 0 | | |
| | 0 | 0 | 0 | 0 | 0 | 0 | 0 | 0 | 0 | | |
| | 0 | 0 | 0 | 0 | 0 | 0 | 0 | 0 | 0 | | |
| | 0 | 0 | 0 | 0 | 0 | 0 | 0 | 0 | 0 | | |
| | 0 | 0 | 0 | 0 | 0 | 0 | 0 | 0 | 0 | | |
| 30 | 0 | 0 | 0 | 0 | 0 | 0 | 0 | 0 | 0 | | |
| | 0 | 0 | 0 | 0 | 0 | 0 | 0 | 0 | 0 | | |
| | 0 | 0 | 0 | 0 | 0 | 0 | 0 | 0 | 0 | | |
| | 0 | 0 | 0 | 0 | 0 | 0 | 0 | 0 | 0 | | |
| | 0 | 0 | 15,000 | 1 | 0 | 0 | 0 | 0 | 0 | A | |
| | 0 | 0 | 0 | 0 | 0 | 0 | 0 | 0 | 0 | | |
| 35 | 0 | 0 | 0 | 0 | 0 | 0 | 0 | 0 | 0 | | |
| | 0 | 0 | 0 | 0 | 0 | 0 | 0 | 0 | 0 | | |
| | 0 | 0 | 250,000 | 2 | 0 | 0 | 0 | 0 | 0 | AN | |
| | 0 | 0 | 0 | 0 | 0 | 0 | 0 | 0 | 0 | | |
| | 0 | 0 | 90,000 | 1 | 0 | 0 | 0 | 0 | 0 | G | |

0 5 10 15 20 25 30 35 40 45

**NUMERO Y CLASIFICACION DE ACCIDENTES**

**DEL KM: 35+000**
**AL KM: 57+200**

| KILOMETRO | MUERTOS | HERIDOS | DAÑOS MATERIALES | CONDUCTOR | PEAOS | VEHICULO | CAMINO | GANADO | ANATURAL | SALDOS | CAUSAS |
|---|---|---|---|---|---|---|---|---|---|---|---|
| 35 | 0 | 1 | 100,000 | 1 | 0 | 0 | 0 | 0 | 0 | | |
| | 0 | 0 | 140,000 | 2 | 0 | 0 | 0 | 0 | 0 | | |
| | 0 | 0 | 0 | 0 | 0 | 0 | 0 | 0 | 0 | | |
| | 0 | 0 | 0 | 0 | 0 | 0 | 0 | 0 | 0 | | |
| | 0 | 0 | 0 | 0 | 0 | 0 | 0 | 0 | 0 | | |
| 40 | 0 | 0 | 0 | 0 | 0 | 0 | 0 | 0 | 0 | | |
| | 0 | 0 | 0 | 0 | 0 | 0 | 0 | 0 | 0 | | |
| | 0 | 0 | 0 | 0 | 0 | 0 | 0 | 0 | 0 | | |
| | 0 | 0 | 0 | 0 | 0 | 0 | 0 | 0 | 0 | | |
| | 0 | 0 | 0 | 0 | 0 | 0 | 0 | 0 | 0 | | |
| 45 | 0 | 0 | 0 | 0 | 0 | 0 | 0 | 0 | 0 | | |
| | 0 | 0 | 0 | 0 | 0 | 0 | 0 | 0 | 0 | | |
| | 0 | 0 | 0 | 0 | 0 | 0 | 0 | 0 | 0 | | |
| | 0 | 0 | 0 | 0 | 0 | 0 | 0 | 0 | 0 | | |
| | 0 | 0 | 0 | 0 | 0 | 0 | 0 | 0 | 0 | | |
| 50 | 0 | 0 | 60,000 | 1 | 0 | 0 | 0 | 0 | 0 | | |
| | 0 | 0 | 0 | 0 | 0 | 0 | 0 | 0 | 0 | | |
| | 0 | 0 | 0 | 0 | 0 | 0 | 0 | 0 | 0 | | |
| | 0 | 0 | 0 | 0 | 0 | 0 | 0 | 0 | 0 | | |
| | 0 | 0 | 0 | 0 | 0 | 0 | 0 | 0 | 0 | | |
| 55 | 0 | 0 | 0 | 0 | 0 | 0 | 0 | 0 | 0 | | |
| | 0 | 0 | 0 | 0 | 0 | 0 | 0 | 0 | 0 | | |
| | 0 | 0 | 0 | 0 | 0 | 0 | 0 | 0 | 0 | | |
| | 0 | 0 | 0 | 0 | 0 | 0 | 0 | 0 | 0 | | |
| | 0 | 0 | 0 | 0 | 0 | 0 | 0 | 0 | 0 | | |
| 60 | 0 | 0 | 20,000 | 1 | 0 | 0 | 0 | 0 | 0 | | |
| | 0 | 0 | 0 | 0 | 0 | 0 | 0 | 0 | 0 | | |
| | 0 | 0 | 0 | 0 | 0 | 0 | 0 | 0 | 0 | | |
| | 0 | 0 | 0 | 0 | 0 | 0 | 0 | 0 | 0 | | |
| | 0 | 0 | 0 | 0 | 0 | 0 | 0 | 0 | 0 | | |
| 65 | 0 | 0 | 0 | 0 | 0 | 0 | 0 | 0 | 0 | | |
| | 0 | 0 | 0 | 0 | 0 | 0 | 0 | 0 | 0 | | |
| | 0 | 0 | 0 | 0 | 0 | 0 | 0 | 0 | 0 | | |
| | 0 | 0 | 0 | 0 | 0 | 0 | 0 | 0 | 0 | | |
| | 0 | 0 | 0 | 0 | 0 | 0 | 0 | 0 | 0 | | |
| 70 | 0 | 0 | 0 | 0 | 0 | 0 | 0 | 0 | 0 | | |
| | 0 | 0 | 0 | 0 | 0 | 0 | 0 | 0 | 0 | | |
| | 0 | 0 | 0 | 0 | 0 | 0 | 0 | 0 | 0 | | |
| | 0 | 0 | 0 | 0 | 0 | 0 | 0 | 0 | 0 | | |
| | 0 | 0 | 0 | 0 | 0 | 0 | 0 | 0 | 0 | | |
| 35 | N | | | ✡✡ | | | | | | | |
| | GG | | | | | | | | | | |
| 40 | | | | | | | | | | | |
| 45 | | | | | | | | | | | |
| 50 | B | | | | | | | | | | |
| 55 | G | | | | | | | | | | |
| 60 | | | | | | | | | | | |
| 65 | | | | | | | | | | | |
| 70 | | | | | | | | | | | |

0 5 10 15 20 25 30 35 40 45

**NUMERO Y CLASIFICACION DE ACCIDENTES**

| CLAVE | CLASIFICACION DEL ACCIDENTE | CLAVE | CLASIFICACION DEL ACCIDENTE |
|---|---|---|---|
| **A** | SALIDA DEL CAMINO | COLISION SOBRE EL CAMINO | |
| | | **G** | OTRO VEHICULO MOTOR EN TRANSITO |
| SIN COLISION SOBRE EL CAMINO | | **H** | OTRO VEHICULO MOTOR POR ALCANCE |
| **B** | VOLCADURA | **J** | VEHICULO MOTOR ESTACIONADO |
| **C** | CAIDA DE PASAJERO | **K** | FERROCARRIL |
| **D** | INCENDIO | **L** | BICICLETA |
| **E** | OTROS | **M** | ANIMAL |
| COLISION SOBRE EL CAMINO | | **N** | OBJETO FIJO |
| **F** | PEATON (ATROPELLAMIENTO) | **O** | OTROS OBJETOS |

ACCIDENTES EQUIVALENTES A DAÑOS MATERIALES
✝ UN MUERTO = 6 ACCIDENTES
✡ UN HERIDO = 2 ACCIDENTES

# *ACCIDENTES POR KILOMETRO*
# *( 2006 )*

**CARRETERA : DOLORES HIDALGO - OJUELOS**
**TRAMO: LIM. EDOS GTO./JAL - OJUELOS**
**RUTA: MEX - 051**

**DEL KM: 187+000**
**AL KM: 197+500**

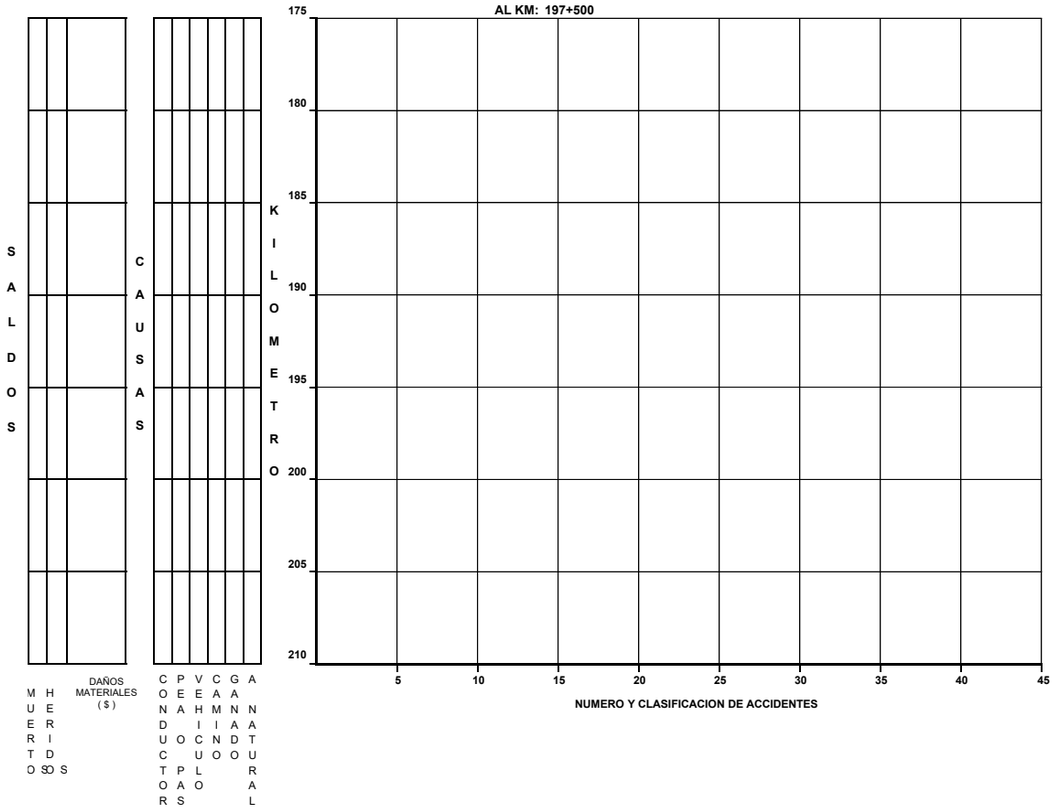


**DEL KM:**
**AL KM:**

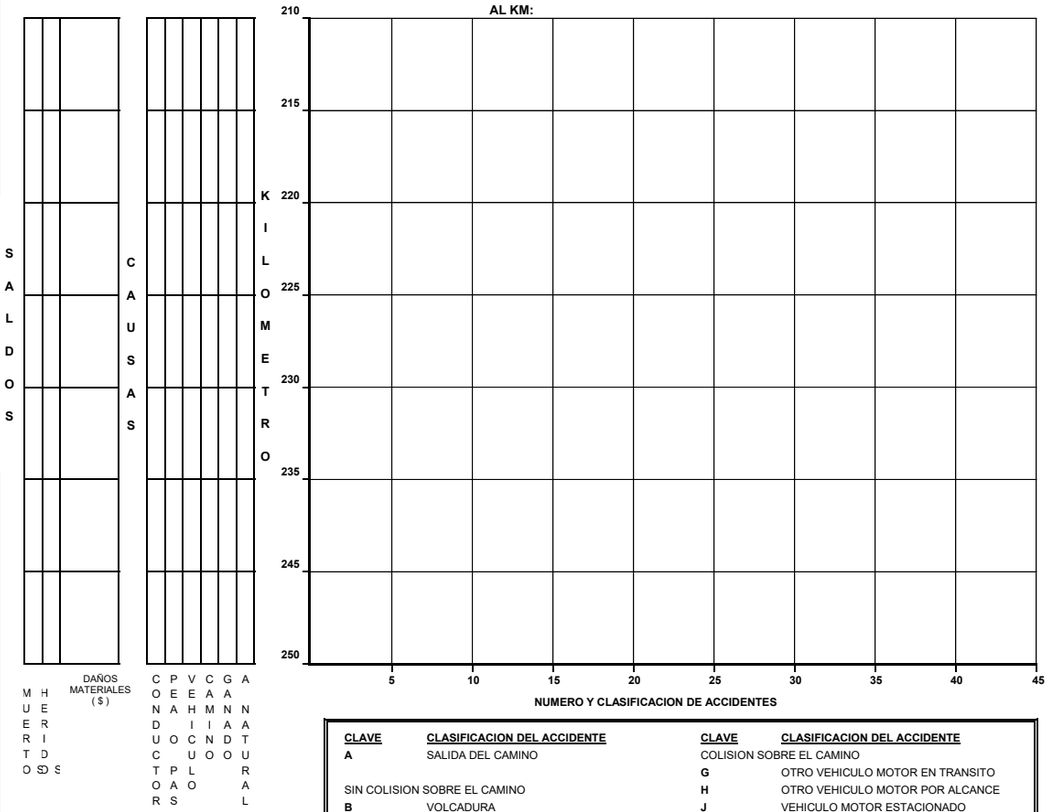


| CLAVE | CLASIFICACION DEL ACCIDENTE | CLAVE | CLASIFICACION DEL ACCIDENTE |
|---|---|---|---|
| A | SALIDA DEL CAMINO | COLISION SOBRE EL CAMINO | |
| | | G | OTRO VEHICULO MOTOR EN TRANSITO |
| SIN COLISION SOBRE EL CAMINO | | H | OTRO VEHICULO MOTOR POR ALCANCE |
| B | VOLCADURA | J | VEHICULO MOTOR ESTACIONADO |
| C | CAIDA DE PASAJERO | K | FERROCARRIL |
| D | INCENDIO | L | BICICLETA |
| E | OTROS | M | ANIMAL |
| COLISION SOBRE EL CAMINO | | N | OBJETO FIJO |
| F | PEATON (ATROPELLAMIENTO) | O | OTROS OBJETOS |

ACCIDENTES EQUIVALENTES A DAÑOS MATERIALES
✝ UN MUERTO = 6 ACCIDENTES
✱ UN HERIDO = 2 ACCIDENTES

B5EX574X
02/02/2023

# *ACCIDENTES POR KILOMETRO*
# *( 2 0 0 6 )*

**CARRETERA : RAMAL A TOMATLÁN**
**TRAMO: ENT. C(MZLLO - PTO. VALLARTA) - TOMATLÁN**
**RUTA: MEX - 200**

**DEL KM: 0+000**
**AL KM: 12+000**

| KILOMETRO | MUERTOS | HERIDOS | DAÑOS MATERIALES | CONDUCTOR | PEAOS | VEHICULO | CAMINO | GANADO | ANATURAL |
|---|---|---|---|---|---|---|---|---|---|
| 0 | 0 | 1 | 4,000 | 1 | 0 | 0 | 0 | 0 | 0 |
| 0 | 0 | 0 | 0 | 0 | 0 | 0 | 0 | 0 | 0 |
| 0 | 0 | 0 | 0 | 0 | 0 | 0 | 0 | 0 | 0 |
| 0 | 0 | 0 | 0 | 0 | 0 | 0 | 0 | 0 | 0 |
| 0 | 2 | 0 | 25,000 | 1 | 0 | 0 | 0 | 0 | 0 |
| 0 | 0 | 0 | 0 | 0 | 0 | 0 | 0 | 0 | 0 |
| 0 | 0 | 1 | 30,000 | 0 | 0 | 0 | 1 | 0 | 0 |
| 0 | 0 | 0 | 0 | 0 | 0 | 0 | 0 | 0 | 0 |
| 0 | 1 | 6 | 33,000 | 2 | 0 | 0 | 0 | 0 | 0 |
| 0 | 0 | 0 | 0 | 0 | 0 | 0 | 0 | 0 | 0 |
| 0 | 0 | 0 | 0 | 0 | 0 | 0 | 0 | 0 | 0 |
| 0 | 0 | 0 | 0 | 0 | 0 | 0 | 0 | 0 | 0 |
| 5 | | | | | | | | | |
| 10 | | | | | | | | | |
| 15 | | | | | | | | | |
| 20 | | | | | | | | | |
| 25 | | | | | | | | | |
| 30 | | | | | | | | | |
| 35 | | | | | | | | | |

SALDOS — CAUSAS

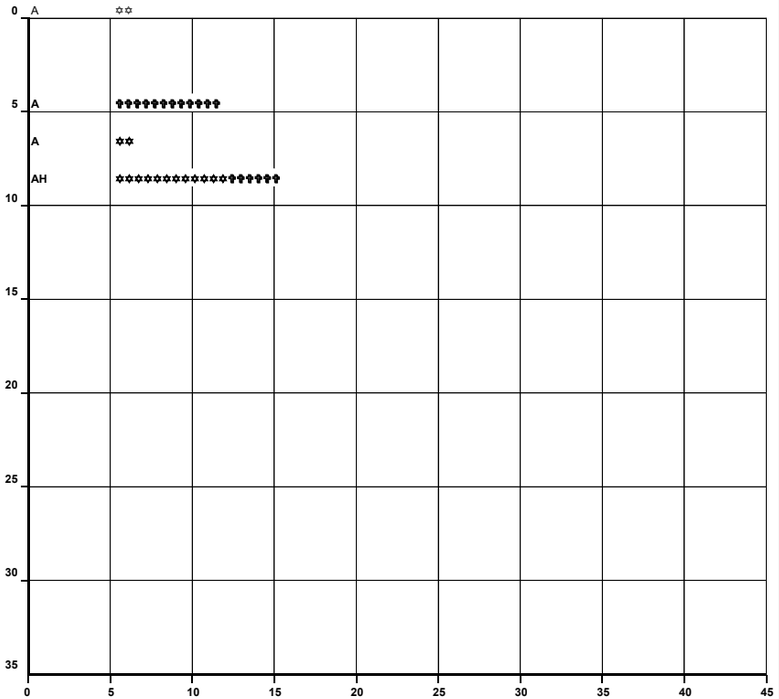


**NUMERO Y CLASIFICACION DE ACCIDENTES**

**DEL KM:**
**AL KM:**

| KILOMETRO | MUERTOS | HERIDOS | DAÑOS MATERIALES | CONDUCTOR | PEAOS | VEHICULO | CAMINO | GANADO | ANATURAL |
|---|---|---|---|---|---|---|---|---|---|
| 35 | | | | | | | | | |
| 40 | | | | | | | | | |
| 45 | | | | | | | | | |
| 50 | | | | | | | | | |
| 55 | | | | | | | | | |
| 60 | | | | | | | | | |
| 65 | | | | | | | | | |
| 70 | | | | | | | | | |

SALDOS — CAUSAS

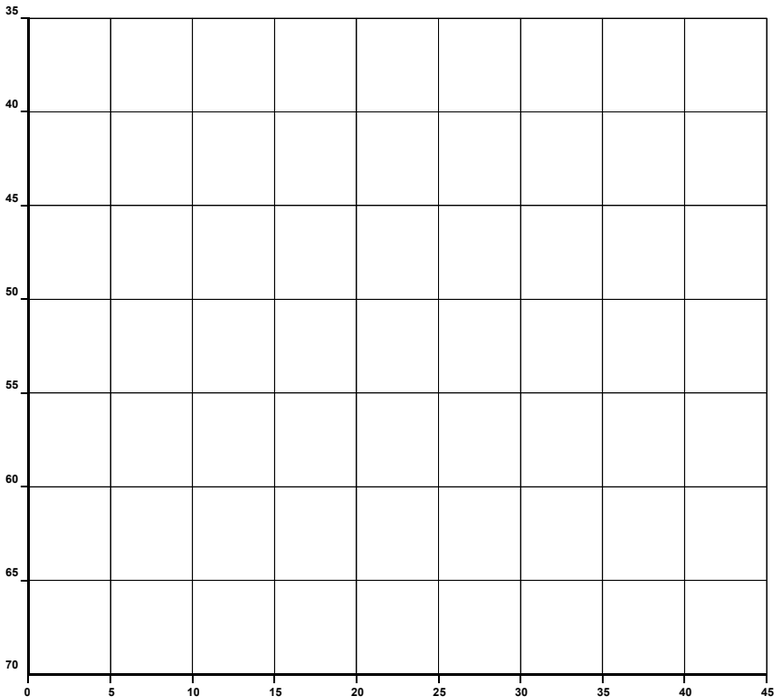


**NUMERO Y CLASIFICACION DE ACCIDENTES**

| CLAVE | CLASIFICACION DEL ACCIDENTE |
|---|---|
| **A** | SALIDA DEL CAMINO |
| SIN COLISION SOBRE EL CAMINO | |
| **B** | VOLCADURA |
| **C** | CAIDA DE PASAJERO |
| **D** | INCENDIO |
| **E** | OTROS |
| COLISION SOBRE EL CAMINO | |
| **F** | PEATON (ATROPELLAMIENTO) |

| CLAVE | CLASIFICACION DEL ACCIDENTE |
|---|---|
| COLISION SOBRE EL CAMINO | |
| **G** | OTRO VEHICULO MOTOR EN TRANSITO |
| **H** | OTRO VEHICULO MOTOR POR ALCANCE |
| **J** | VEHICULO MOTOR ESTACIONADO |
| **K** | FERROCARRIL |
| **L** | BICICLETA |
| **M** | ANIMAL |
| **N** | OBJETO FIJO |
| **O** | OTROS OBJETOS |

ACCIDENTES EQUIVALENTES A DAÑOS MATERIALES
✝ UN MUERTO = 6 ACCIDENTES
✡ UN HERIDO = 2 ACCIDENTES

# *ACCIDENTES POR KILOMETRO*
# *( 2 0 0 6 )*

**AUTOPISTA : ZAPOTLANEJO - GUADALAJARA**
**TRAMO: ZAPOTLANEJO - GUADALAJARA**
**RUTA: MEX - 090 D**

**DEL KM: 0+000**
**AL KM: 26+000**

| SALDOS | MUERTOS | HERIDOS | DAÑOS MATERIALES | CAUSAS | CONDUCTOR | PEAO | PASAJERO | VEHICULO | CAMINO | GANADO | ANATURAL | KILOMETRO | NUMERO Y CLASIFICACION DE ACCIDENTES |
|---|---|---|---|---|---|---|---|---|---|---|---|---|---|
| | 0 | 1 | 5,000 | | 1 | 0 | 0 | 0 | 0 | 0 | | 0 | G |
| | 0 | 0 | 0 | | 0 | 0 | 0 | 0 | 0 | 0 | | | |
| | 0 | 0 | 0 | | 0 | 0 | 0 | 0 | 0 | 0 | | | |
| | 0 | 0 | 0 | | 0 | 0 | 0 | 0 | 0 | 0 | | | |
| | 0 | 0 | 0 | | 0 | 0 | 0 | 0 | 0 | 0 | | | |
| | 1 | 3 | 135,000 | | 4 | 0 | 0 | 0 | 0 | 0 | | 5 | BEGG |
| | 1 | 5 | 70,000 | | 2 | 0 | 0 | 0 | 0 | 0 | | | A |
| | 0 | 0 | 0 | | 0 | 0 | 0 | 0 | 0 | 0 | | | |
| | 0 | 1 | 45,000 | | 2 | 0 | 0 | 0 | 0 | 0 | | | AN |
| | 1 | 4 | 150,000 | | 3 | 0 | 0 | 0 | 0 | 0 | | | HNN |
| | 0 | 0 | 43,000 | | 1 | 0 | 0 | 1 | 0 | 0 | | 10 | GN |
| | 0 | 0 | 230,000 | | 2 | 0 | 0 | 0 | 0 | 0 | | | JN |
| | 1 | 4 | 105,000 | | 3 | 0 | 0 | 1 | 0 | 0 | | | AABG |
| | 0 | 0 | 0 | | 0 | 0 | 0 | 0 | 0 | 0 | | | |
| | 0 | 0 | 0 | | 0 | 0 | 0 | 0 | 0 | 0 | | | |
| | 0 | 2 | 30,000 | | 1 | 0 | 0 | 0 | 0 | 0 | | 15 | E |
| | 0 | 1 | 40,000 | | 0 | 0 | 1 | 0 | 0 | 0 | | | B |
| | 0 | 1 | 20,000 | | 0 | 0 | 0 | 1 | 0 | 0 | | | B |
| | 0 | 1 | 150,000 | | 1 | 0 | 0 | 0 | 0 | 0 | | | A |
| | 1 | 5 | 89,000 | | 2 | 1 | 0 | 0 | 0 | 1 | | | AFHH |
| | 1 | 0 | 25,000 | | 1 | 0 | 0 | 0 | 0 | 0 | | 20 | H |
| | 1 | 4 | 32,000 | | 2 | 1 | 0 | 0 | 0 | 0 | | | FGH |
| | 0 | 0 | 80,000 | | 1 | 0 | 0 | 0 | 0 | 0 | | | G |
| | 0 | 4 | 20,000 | | 1 | 0 | 0 | 0 | 0 | 0 | | | B |
| | 0 | 1 | 70,000 | | 1 | 0 | 1 | 0 | 0 | 1 | | | ENN |
| | 0 | 3 | 90,000 | | 2 | 1 | 0 | 0 | 0 | 0 | | 25 | AF |
| | 0 | 0 | 0 | | | | | | | | | | |
| | | | | | | | | | | | | 30 | |
| | | | | | | | | | | | | | |
| | | | | | | | | | | | | 35 | |

0 5 10 15 20 25 30 35 40 45

**NUMERO Y CLASIFICACION DE ACCIDENTES**

**DEL KM:**
**AL KM:**

| SALDOS | MUERTOS | HERIDOS | DAÑOS MATERIALES | CAUSAS | CONDUCTOR | PEAO | PASAJERO | VEHICULO | CAMINO | GANADO | ANATURAL | KILOMETRO |
|---|---|---|---|---|---|---|---|---|---|---|---|---|
| | | | | | | | | | | | | 35 |
| | | | | | | | | | | | | |
| | | | | | | | | | | | | 40 |
| | | | | | | | | | | | | |
| | | | | | | | | | | | | 45 |
| | | | | | | | | | | | | |
| | | | | | | | | | | | | 50 |
| | | | | | | | | | | | | |
| | | | | | | | | | | | | 55 |
| | | | | | | | | | | | | |
| | | | | | | | | | | | | 60 |
| | | | | | | | | | | | | |
| | | | | | | | | | | | | 65 |
| | | | | | | | | | | | | |
| | | | | | | | | | | | | 70 |

0 5 10 15 20 25 30 35 40 45

**NUMERO Y CLASIFICACION DE ACCIDENTES**

| CLAVE | CLASIFICACION DEL ACCIDENTE | CLAVE | CLASIFICACION DEL ACCIDENTE |
|---|---|---|---|
| **A** | SALIDA DEL CAMINO | COLISION SOBRE EL CAMINO | |
| | | **G** | OTRO VEHICULO MOTOR EN TRANSITO |
| SIN COLISION SOBRE EL CAMINO | | **H** | OTRO VEHICULO MOTOR POR ALCANCE |
| **B** | VOLCADURA | **J** | VEHICULO MOTOR ESTACIONADO |
| **C** | CAIDA DE PASAJERO | **K** | FERROCARRIL |
| **D** | INCENDIO | **L** | BICICLETA |
| **E** | OTROS | **M** | ANIMAL |
| COLISION SOBRE EL CAMINO | | **N** | OBJETO FIJO |
| **F** | PEATON (ATROPELLAMIENTO) | **O** | OTROS OBJETOS |

ACCIDENTES EQUIVALENTES A DAÑOS MATERIALES
✝ UN MUERTO = 6 ACCIDENTES
✲ UN HERIDO = 2 ACCIDENTES

# *ACCIDENTES POR KILOMETRO*
# *( 2 0 0 6 )*

**AUTOPISTA : GUADALAJARA - COLIMA**
**TRAMO: ACATLAN - LIM. - EDOS. JAL/COL**
**RUTA: MEX - 054 D**

**DEL KM: 0+000**
**AL KM: 35+000**

| SALDOS | MUERTOS | HERIDOS | DAÑOS MATERIALES | CAUSAS | CONDUCTOR | PEAOS | VEHICULO | CAMINO | GANADO | ANATURAL | KILOMETRO | CLAVE |
|---|---|---|---|---|---|---|---|---|---|---|---|---|
| | 0 | 0 | 0 | | 0 | 0 | 0 | 0 | 0 | 0 | 0 | |
| | 0 | 0 | 0 | | 0 | 0 | 0 | 0 | 0 | 0 | 5 | |
| | 0 | 0 | 14,000 | | 1 | 0 | 0 | 0 | 0 | 0 | 5 | H |
| | 0 | 0 | 0 | | 0 | 0 | 0 | 0 | 0 | 0 | 5 | |
| | 0 | 0 | 0 | | 0 | 0 | 0 | 0 | 0 | 0 | 5 | |
| | 0 | 0 | 0 | | 0 | 0 | 0 | 0 | 0 | 0 | 10 | |
| | 0 | 0 | 0 | | 0 | 0 | 0 | 0 | 0 | 0 | 10 | |
| | 0 | 0 | 0 | | 0 | 0 | 0 | 0 | 0 | 0 | 10 | |
| | 1 | 4 | 50,000 | | 0 | 0 | 1 | 0 | 0 | 0 | 10 | B |
| | 0 | 0 | 0 | | 0 | 0 | 0 | 0 | 0 | 0 | 10 | |
| | 0 | 0 | 0 | | 0 | 0 | 0 | 0 | 0 | 0 | 15 | |
| | 1 | 1 | 40,000 | | 1 | 0 | 0 | 0 | 0 | 0 | 15 | A |
| | 0 | 0 | 0 | | 0 | 0 | 0 | 0 | 0 | 0 | 15 | |
| | 0 | 0 | 0 | | 0 | 0 | 0 | 0 | 0 | 0 | 15 | |
| | 0 | 0 | 0 | | 0 | 0 | 0 | 0 | 0 | 0 | 15 | |
| | 0 | 0 | 0 | | 0 | 0 | 0 | 0 | 0 | 0 | 20 | |
| | 0 | 0 | 0 | | 0 | 0 | 0 | 0 | 0 | 0 | 20 | |
| | 0 | 0 | 0 | | 0 | 0 | 0 | 0 | 0 | 0 | 20 | |
| | 0 | 3 | 50,000 | | 1 | 0 | 0 | 0 | 0 | 0 | 20 | A |
| | 0 | 0 | 0 | | 0 | 0 | 0 | 0 | 0 | 0 | 25 | |
| | 0 | 0 | 0 | | 0 | 0 | 0 | 0 | 0 | 0 | 25 | |
| | 0 | 0 | 0 | | 0 | 0 | 0 | 0 | 0 | 0 | 25 | |
| | 0 | 4 | 160,000 | | 1 | 0 | 0 | 0 | 1 | 0 | 25 | AM |
| | 0 | 0 | 0 | | 0 | 0 | 0 | 0 | 0 | 0 | 25 | |
| | 0 | 0 | 0 | | 0 | 0 | 0 | 0 | 0 | 0 | 30 | |
| | 0 | 0 | 0 | | 0 | 0 | 0 | 0 | 0 | 0 | 30 | |
| | 0 | 0 | 0 | | 0 | 0 | 0 | 0 | 0 | 0 | 30 | |
| | 0 | 1 | 35,000 | | 0 | 0 | 1 | 0 | 0 | 0 | 30 | A |
| | 2 | 10 | 98,000 | | 1 | 0 | 1 | 0 | 0 | 0 | 30 | AB |
| | 0 | 0 | 0 | | 0 | 0 | 0 | 0 | 0 | 0 | 35 | |
| | 0 | 0 | 0 | | 0 | 0 | 0 | 0 | 0 | 0 | 35 | |
| | 0 | 0 | 0 | | 0 | 0 | 0 | 0 | 0 | 0 | 35 | |
| | 0 | 0 | 0 | | 0 | 0 | 0 | 0 | 0 | 0 | 35 | |
| | 0 | 0 | 0 | | 0 | 0 | 0 | 0 | 0 | 0 | 35 | |

**NUMERO Y CLASIFICACION DE ACCIDENTES**

**DEL KM: 35+000**
**AL KM: 70+000**

| SALDOS | MUERTOS | HERIDOS | DAÑOS MATERIALES | CAUSAS | CONDUCTOR | PEAOS | VEHICULO | CAMINO | GANADO | ANATURAL | KILOMETRO | CLAVE |
|---|---|---|---|---|---|---|---|---|---|---|---|---|
| | 0 | 0 | 0 | | 0 | 0 | 0 | 0 | 0 | 0 | 35 | |
| | 0 | 0 | 0 | | 0 | 0 | 0 | 0 | 0 | 0 | 35 | |
| | 0 | 0 | 0 | | 0 | 0 | 0 | 0 | 0 | 0 | 35 | |
| | 0 | 0 | 0 | | 0 | 0 | 0 | 0 | 0 | 0 | 35 | |
| | 0 | 0 | 0 | | 0 | 0 | 0 | 0 | 0 | 0 | 35 | |
| | 0 | 0 | 0 | | 0 | 0 | 0 | 0 | 0 | 0 | 40 | |
| | 0 | 0 | 0 | | 0 | 0 | 0 | 0 | 0 | 0 | 40 | |
| | 0 | 0 | 0 | | 0 | 0 | 0 | 0 | 0 | 0 | 40 | |
| | 0 | 0 | 0 | | 0 | 0 | 0 | 0 | 0 | 0 | 40 | |
| | 0 | 0 | 0 | | 0 | 0 | 0 | 0 | 0 | 0 | 40 | |
| | 0 | 0 | 0 | | 0 | 0 | 0 | 0 | 0 | 0 | 45 | |
| | 0 | 0 | 80,000 | | 0 | 0 | 0 | 1 | 0 | 0 | 45 | N |
| | 0 | 0 | 0 | | 0 | 0 | 0 | 0 | 0 | 0 | 45 | |
| | 0 | 0 | 0 | | 0 | 0 | 0 | 0 | 0 | 0 | 45 | |
| | 0 | 0 | 1,000 | | 1 | 0 | 0 | 0 | 0 | 0 | 45 | |
| | 0 | 0 | 0 | | 0 | 0 | 0 | 0 | 0 | 0 | 50 | |
| | 0 | 0 | 0 | | 0 | 0 | 0 | 0 | 0 | 0 | 50 | |
| | 0 | 0 | 0 | | 0 | 0 | 0 | 0 | 0 | 0 | 50 | |
| | 0 | 0 | 2,000 | | 0 | 0 | 1 | 0 | 0 | 0 | 50 | A |
| | 1 | 0 | 100,000 | | 1 | 0 | 0 | 0 | 0 | 0 | 50 | A |
| | 0 | 0 | 0 | | 0 | 0 | 0 | 0 | 0 | 0 | 55 | |
| | 0 | 0 | 0 | | 0 | 0 | 0 | 0 | 0 | 0 | 55 | |
| | 0 | 0 | 0 | | 0 | 0 | 0 | 0 | 0 | 0 | 55 | |
| | 0 | 0 | 0 | | 0 | 0 | 0 | 0 | 0 | 0 | 55 | |
| | 0 | 0 | 0 | | 0 | 0 | 0 | 0 | 0 | 0 | 55 | |
| | 0 | 0 | 0 | | 0 | 0 | 0 | 0 | 0 | 0 | 60 | |
| | 0 | 0 | 0 | | 0 | 0 | 0 | 0 | 0 | 0 | 60 | |
| | 0 | 0 | 0 | | 0 | 0 | 0 | 0 | 0 | 0 | 60 | |
| | 0 | 0 | 0 | | 0 | 0 | 0 | 0 | 0 | 0 | 60 | |
| | 0 | 0 | 0 | | 0 | 0 | 0 | 0 | 0 | 0 | 60 | |
| | 0 | 0 | 0 | | 0 | 0 | 0 | 0 | 0 | 0 | 65 | |
| | 0 | 0 | 0 | | 0 | 0 | 0 | 0 | 0 | 0 | 65 | |
| | 0 | 0 | 0 | | 0 | 0 | 0 | 0 | 0 | 0 | 65 | |
| | 0 | 0 | 0 | | 0 | 0 | 0 | 0 | 0 | 0 | 65 | |
| | 0 | 0 | 80,000 | | 0 | 0 | 1 | 0 | 0 | 0 | 65 | E |
| | 0 | 0 | 0 | | 0 | 0 | 0 | 0 | 0 | 0 | 70 | |
| | 0 | 0 | 0 | | 0 | 0 | 0 | 0 | 0 | 0 | 70 | |
| | 0 | 0 | 0 | | 0 | 0 | 0 | 0 | 0 | 0 | 70 | |
| | 0 | 0 | 0 | | 0 | 0 | 0 | 0 | 0 | 0 | 70 | |
| | 0 | 0 | 0 | | 0 | 0 | 0 | 0 | 0 | 0 | 70 | |

**NUMERO Y CLASIFICACION DE ACCIDENTES**

| CLAVE | CLASIFICACION DEL ACCIDENTE | CLAVE | CLASIFICACION DEL ACCIDENTE |
|---|---|---|---|
| **A** | SALIDA DEL CAMINO | COLISION SOBRE EL CAMINO | |
| | | **G** | OTRO VEHICULO MOTOR EN TRANSITO |
| SIN COLISION SOBRE EL CAMINO | | **H** | OTRO VEHICULO MOTOR POR ALCANCE |
| **B** | VOLCADURA | **J** | VEHICULO MOTOR ESTACIONADO |
| **C** | CAIDA DE PASAJERO | **K** | FERROCARRIL |
| **D** | INCENDIO | **L** | BICICLETA |
| **E** | OTROS | **M** | ANIMAL |
| COLISION SOBRE EL CAMINO | | **N** | OBJETO FIJO |
| **F** | PEATON (ATROPELLAMIENTO) | **O** | OTROS OBJETOS |

ACCIDENTES EQUIVALENTES A DAÑOS MATERIALES
✝ UN MUERTO = 6 ACCIDENTES
✱ UN HERIDO = 2 ACCIDENTES

# *ACCIDENTES POR KILOMETRO*
# *( 2 0 0 6 )*

**AUTOPISTA : GUADALAJARA - COLIMA**
**TRAMO: ACATLAN - LIM. - EDOS. JAL/COL**
**RUTA: MEX - 054 D**

**DEL KM: 70+000**
**AL KM: 105+000**

| KILOMETROS | MUERTOS | HERIDOS | DAÑOS MATERIALES | CONDUCTOR | PEAONES | VEHICULO | CAMINO | GANADO | ANATURAL |
|---|---|---|---|---|---|---|---|---|---|
| 70 | 0 | 4 | 80,000 | 1 | 0 | 0 | 0 | 0 | 0 |
| 71 | 0 | 0 | 0 | 0 | 0 | 0 | 0 | 0 | 0 |
| 72 | 0 | 0 | 0 | 0 | 0 | 0 | 0 | 0 | 0 |
| 73 | 0 | 0 | 0 | 0 | 0 | 0 | 0 | 0 | 0 |
| 74 | 0 | 0 | 0 | 0 | 0 | 0 | 0 | 0 | 0 |
| 75 | 0 | 0 | 0 | 0 | 0 | 0 | 0 | 0 | 0 |
| 76 | 0 | 0 | 7,000 | 1 | 0 | 0 | 0 | 0 | 0 |
| 77 | 0 | 0 | 0 | 0 | 0 | 0 | 0 | 0 | 0 |
| 78 | 0 | 0 | 0 | 0 | 0 | 0 | 0 | 0 | 0 |
| 79 | 0 | 1 | 61,000 | 2 | 0 | 0 | 0 | 1 | 0 |
| 80 | 0 | 0 | 0 | 0 | 0 | 0 | 0 | 0 | 0 |
| 81 | 0 | 0 | 0 | 0 | 0 | 0 | 0 | 0 | 0 |
| 82 | 0 | 0 | 0 | 0 | 0 | 0 | 0 | 0 | 0 |
| 83 | 0 | 0 | 0 | 0 | 0 | 0 | 0 | 0 | 0 |
| 84 | 0 | 0 | 0 | 0 | 0 | 0 | 0 | 0 | 0 |
| 85 | 0 | 0 | 0 | 0 | 0 | 0 | 0 | 0 | 0 |
| 86 | 0 | 0 | 0 | 0 | 0 | 0 | 0 | 0 | 0 |
| 87 | 0 | 0 | 0 | 0 | 0 | 0 | 0 | 0 | 0 |
| 88 | 0 | 0 | 0 | 0 | 0 | 0 | 0 | 0 | 0 |
| 89 | 0 | 0 | 0 | 0 | 0 | 0 | 0 | 0 | 0 |
| 90 | 0 | 0 | 0 | 0 | 0 | 0 | 0 | 0 | 0 |
| 91 | 0 | 0 | 0 | 0 | 0 | 0 | 0 | 0 | 0 |
| 92 | 0 | 0 | 0 | 0 | 0 | 0 | 0 | 0 | 0 |
| 93 | 0 | 0 | 0 | 0 | 0 | 0 | 0 | 0 | 0 |
| 94 | 0 | 0 | 0 | 0 | 0 | 0 | 0 | 0 | 0 |
| 95 | 0 | 0 | 0 | 0 | 0 | 0 | 0 | 0 | 0 |
| 96 | 0 | 0 | 6,800 | 0 | 0 | 1 | 0 | 0 | 0 |
| 97 | 0 | 0 | 0 | 0 | 0 | 0 | 0 | 0 | 0 |
| 98 | 0 | 0 | 0 | 0 | 0 | 0 | 0 | 0 | 0 |
| 99 | 0 | 0 | 0 | 0 | 0 | 0 | 0 | 0 | 0 |
| 100 | 0 | 0 | 0 | 0 | 0 | 0 | 0 | 0 | 0 |
| 101 | 0 | 0 | 0 | 0 | 0 | 0 | 0 | 0 | 0 |
| 102 | 0 | 0 | 0 | 0 | 0 | 0 | 0 | 0 | 0 |
| 103 | 0 | 0 | 0 | 0 | 0 | 0 | 0 | 0 | 0 |
| 104 | 0 | 0 | 0 | 0 | 0 | 0 | 0 | 0 | 0 |
| 105 | 0 | 2 | 85,000 | 2 | 0 | 0 | 0 | 0 | 0 |

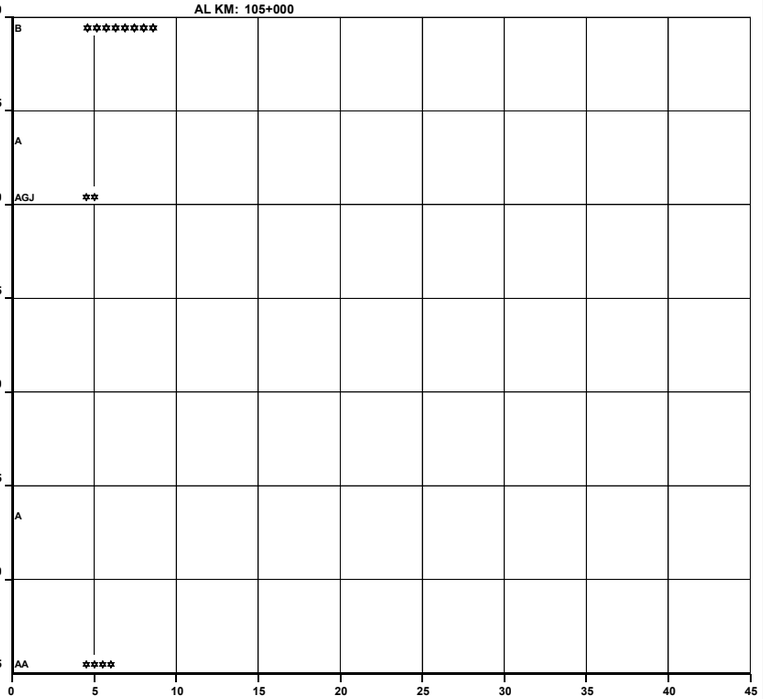


**DEL KM: 105+000**
**AL KM: 129+000**

| KILOMETROS | MUERTOS | HERIDOS | DAÑOS MATERIALES | CONDUCTOR | PEAONES | VEHICULO | CAMINO | GANADO | ANATURAL |
|---|---|---|---|---|---|---|---|---|---|
| 105 | 0 | 0 | 0 | 0 | 0 | 0 | 0 | 0 | 0 |
| 106 | 0 | 0 | 50,000 | 0 | 0 | 1 | 0 | 0 | 0 |
| 107 | 0 | 0 | 0 | 0 | 0 | 0 | 0 | 0 | 0 |
| 108 | 0 | 0 | 0 | 0 | 0 | 0 | 0 | 0 | 0 |
| 109 | 0 | 1 | 40,000 | 1 | 0 | 0 | 0 | 0 | 0 |
| 110 | 0 | 0 | 0 | 0 | 0 | 0 | 0 | 0 | 0 |
| 111 | 0 | 0 | 0 | 0 | 0 | 0 | 0 | 0 | 0 |
| 112 | 0 | 0 | 0 | 0 | 0 | 0 | 0 | 0 | 0 |
| 113 | 0 | 0 | 0 | 0 | 0 | 0 | 0 | 0 | 0 |
| 114 | 0 | 0 | 0 | 0 | 0 | 0 | 0 | 0 | 0 |
| 115 | 0 | 0 | 0 | 0 | 0 | 0 | 0 | 0 | 0 |
| 116 | 0 | 9 | 1,405,000 | 1 | 0 | 0 | 0 | 0 | 0 |
| 117 | 0 | 0 | 0 | 0 | 0 | 0 | 0 | 0 | 0 |
| 118 | 0 | 0 | 0 | 0 | 0 | 0 | 0 | 0 | 0 |
| 119 | 0 | 0 | 0 | 0 | 0 | 0 | 0 | 0 | 0 |
| 120 | 0 | 0 | 0 | 0 | 0 | 0 | 0 | 0 | 0 |
| 121 | 0 | 0 | 0 | 0 | 0 | 0 | 0 | 0 | 0 |
| 122 | 0 | 0 | 0 | 0 | 0 | 0 | 0 | 0 | 0 |
| 123 | 0 | 0 | 0 | 0 | 0 | 0 | 0 | 0 | 0 |
| 124 | 0 | 0 | 0 | 0 | 0 | 0 | 0 | 0 | 0 |
| 125 | 0 | 0 | 0 | 0 | 0 | 0 | 0 | 0 | 0 |
| 126 | 0 | 0 | 0 | 0 | 0 | 0 | 0 | 0 | 0 |
| 127 | 0 | 0 | 0 | 0 | 0 | 0 | 0 | 0 | 0 |
| 128 | 0 | 0 | 0 | 0 | 0 | 0 | 0 | 0 | 0 |
| 129 | 0 | 0 | 0 | 0 | 0 | 0 | 0 | 0 | 0 |

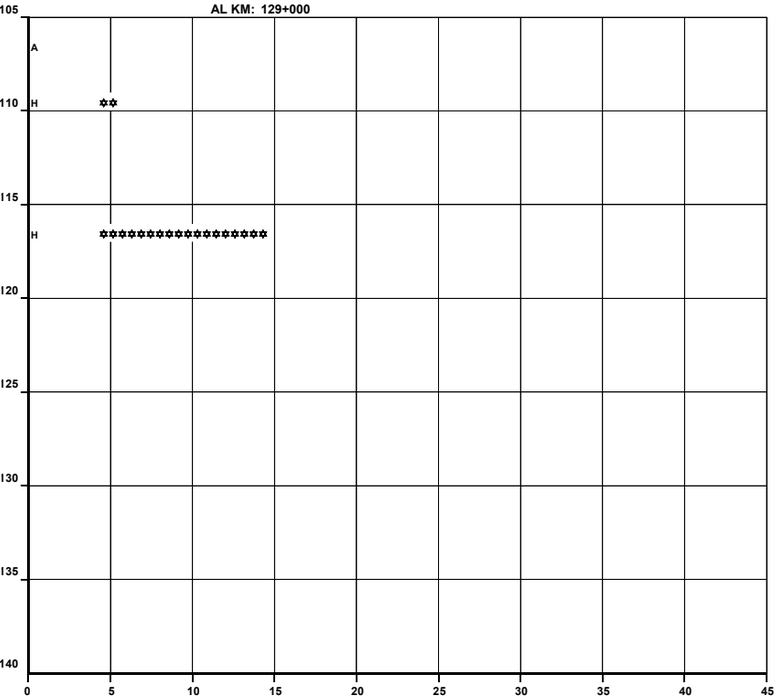


| CLAVE | CLASIFICACION DEL ACCIDENTE |
|---|---|
| **A** | SALIDA DEL CAMINO |
| | SIN COLISION SOBRE EL CAMINO |
| **B** | VOLCADURA |
| **C** | CAIDA DE PASAJERO |
| **D** | INCENDIO |
| **E** | OTROS |
| | COLISION SOBRE EL CAMINO |
| **F** | PEATON (ATROPELLAMIENTO) |

| CLAVE | CLASIFICACION DEL ACCIDENTE |
|---|---|
| | COLISION SOBRE EL CAMINO |
| **G** | OTRO VEHICULO MOTOR EN TRANSITO |
| **H** | OTRO VEHICULO MOTOR POR ALCANCE |
| **J** | VEHICULO MOTOR ESTACIONADO |
| **K** | FERROCARRIL |
| **L** | BICICLETA |
| **M** | ANIMAL |
| **N** | OBJETO FIJO |
| **O** | OTROS OBJETOS |

ACCIDENTES EQUIVALENTES A DAÑOS MATERIALES
✝ UN MUERTO = 6 ACCIDENTES
✲ UN HERIDO = 2 ACCIDENTES

# *ACCIDENTES POR KILOMETRO*
# *( 2 0 0 6 )*

**AUTOPISTA : MARAVATIO - ZAPOTLANEJO**
**TRAMO: LIM. EDOS. MICH/JAL - 474+713**
**RUTA: MEX - 015 D**

**DEL KM:**
**AL KM:**

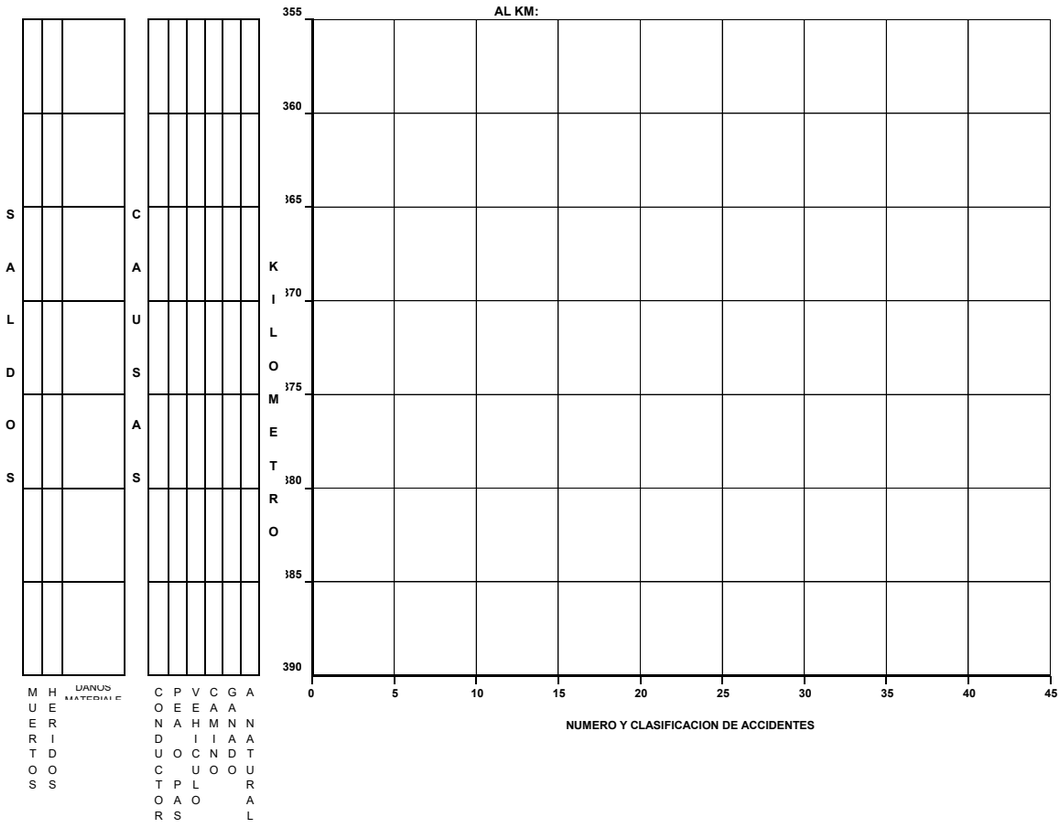


**DEL KM: 396+500**
**AL KM: 425+000**

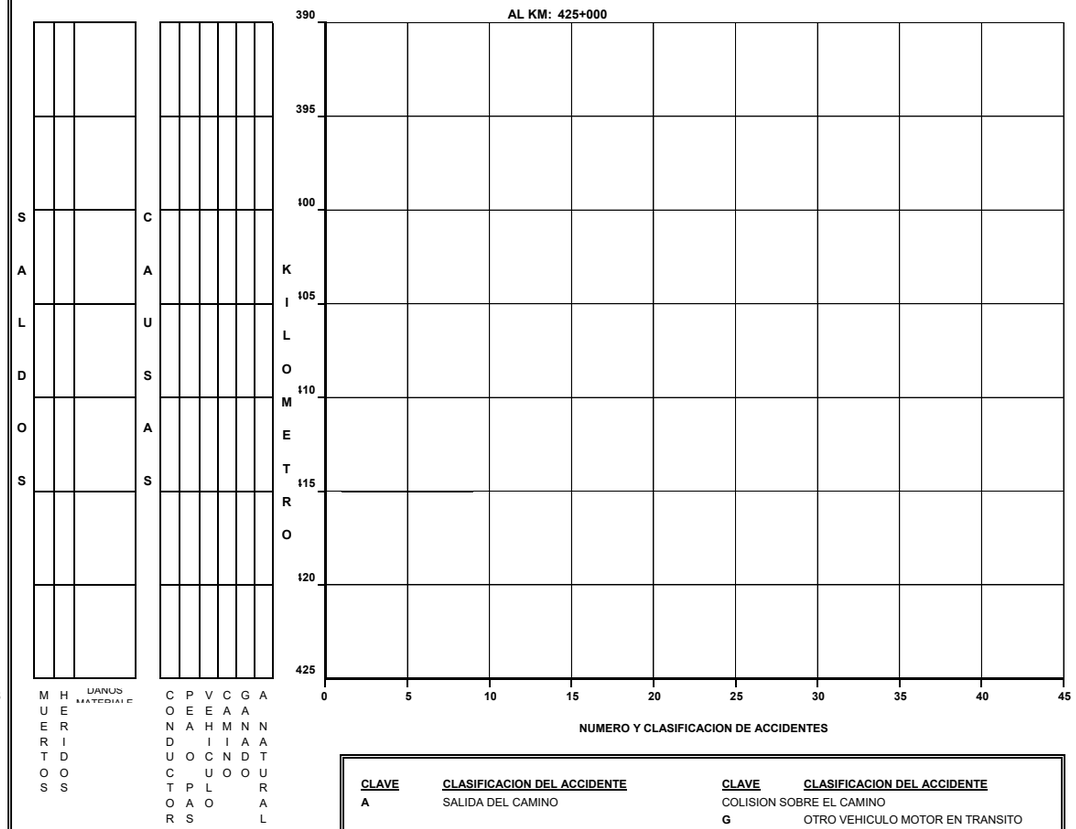


| CLAVE | CLASIFICACION DEL ACCIDENTE | CLAVE | CLASIFICACION DEL ACCIDENTE |
|---|---|---|---|
| | | COLISION SOBRE EL CAMINO | |
| A | SALIDA DEL CAMINO | G | OTRO VEHICULO MOTOR EN TRANSITO |
| | | H | OTRO VEHICULO MOTOR POR ALCANCE |
| SIN COLISION SOBRE EL CAMINO | | J | VEHICULO MOTOR ESTACIONADO |
| B | VOLCADURA | K | FERROCARRIL |
| C | CAIDA DE PASAJERO | L | BICICLETA |
| D | INCENDIO | M | ANIMAL |
| E | OTROS | N | OBJETO FIJO |
| COLISION SOBRE EL CAMINO | | O | OTROS OBJETOS |
| F | PEATON (ATROPELLAMIENTO) | | |

ACCIDENTES EQUIVALENTES A DAÑOS MATERIALES
✝ UN MUERTO = 6 ACCIDENTES
✱ UN HERIDO = 2 ACCIDENTES

# *ACCIDENTES POR KILOMETRO*
# *( 2 0 0 6 )*

**AUTOPISTA : MARAVATIO - ZAPOTLANEJO**
**TRAMO: LIM. EDOS. MICH./JAL - 474+713.**
**RUTA: MEX - 015 D**

**DEL KM: 425+000**
**AL KM: 460+000**

| KILOMETRO | MUERTOS | HERIDOS | DAÑOS MATERIALES | CONDUCTOR | PEATON | VEHICULO | CAMINO | GANADO | NATURAL |
|---|---|---|---|---|---|---|---|---|---|
| 425–430 | | | | | | | | | |
| 430–435 | | | | | | | | | |
| 435–440 | | | | | | | | | |
| 440–445 | 0 | 1 | 30,000 | 0 | 1 | 0 | 0 | 0 | 0 |
| | 0 | 0 | 0 | 0 | 0 | 0 | 0 | 0 | 0 |
| | 0 | 0 | 0 | 0 | 0 | 0 | 0 | 0 | 0 |
| | 0 | 0 | 0 | 0 | 0 | 0 | 0 | 0 | 0 |
| 445–450 | 0 | 0 | 10,000 | 1 | 0 | 0 | 0 | 0 | 0 |
| 450–455 | 0 | 0 | 0 | 0 | 0 | 0 | 0 | 0 | 0 |
| | 0 | 0 | 0 | 0 | 0 | 0 | 0 | 0 | 0 |
| | 0 | 7 | 255,000 | 2 | 0 | 0 | 1 | 0 | 0 |
| | 0 | 1 | 36,000 | 0 | 0 | 0 | 1 | 0 | 0 |
| | 0 | 0 | 0 | 0 | 0 | 0 | 0 | 0 | 0 |
| 455–460 | 0 | 0 | 30,000 | 0 | 0 | 0 | 1 | 0 | 0 |
| | 0 | 0 | 0 | 0 | 0 | 0 | 0 | 0 | 0 |
| | 0 | 3 | 35,000 | 2 | 0 | 0 | 0 | 0 | 0 |
| | 0 | 0 | 0 | 0 | 0 | 0 | 0 | 0 | 0 |
| | 0 | 0 | 0 | 0 | 0 | 0 | 0 | 0 | 0 |

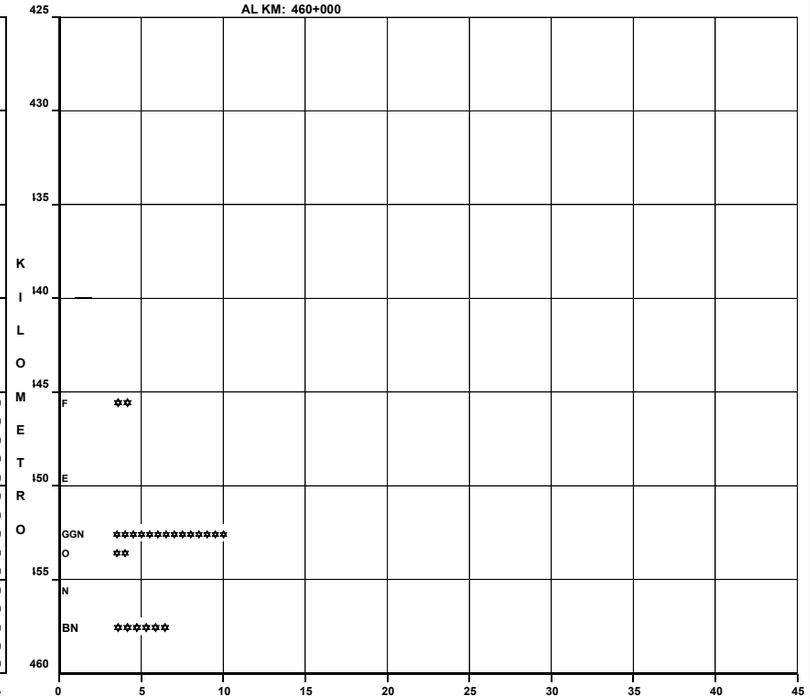


**DEL KM: 460+000**
**AL KM: 474+713**

| KILOMETRO | MUERTOS | HERIDOS | DAÑOS MATERIALES | CONDUCTOR | PEATON | VEHICULO | CAMINO | GANADO | NATURAL |
|---|---|---|---|---|---|---|---|---|---|
| 460–465 | 0 | 0 | 0 | 0 | 0 | 0 | 0 | 0 | 0 |
| | 0 | 3 | 0 | 1 | 0 | 0 | 0 | 0 | 0 |
| | 0 | 0 | 0 | 0 | 0 | 0 | 0 | 0 | 0 |
| | 0 | 0 | 0 | 0 | 0 | 0 | 0 | 0 | 0 |
| | 0 | 1 | 210,000 | 0 | 0 | 0 | 1 | 0 | 1 |
| 465–470 | 0 | 0 | 0 | 0 | 0 | 0 | 0 | 0 | 0 |
| | 0 | 0 | 0 | 0 | 0 | 0 | 0 | 0 | 0 |
| | 0 | 0 | 0 | 0 | 0 | 0 | 0 | 0 | 0 |
| | 0 | 0 | 250,000 | 1 | 0 | 0 | 0 | 0 | 0 |
| | 0 | 1 | 5,000 | 1 | 0 | 0 | 0 | 0 | 0 |
| 470–475 | | | | | | | | | |
| 475–480 | | | | | | | | | |
| 480–485 | | | | | | | | | |
| 485–490 | | | | | | | | | |
| 490–495 | | | | | | | | | |

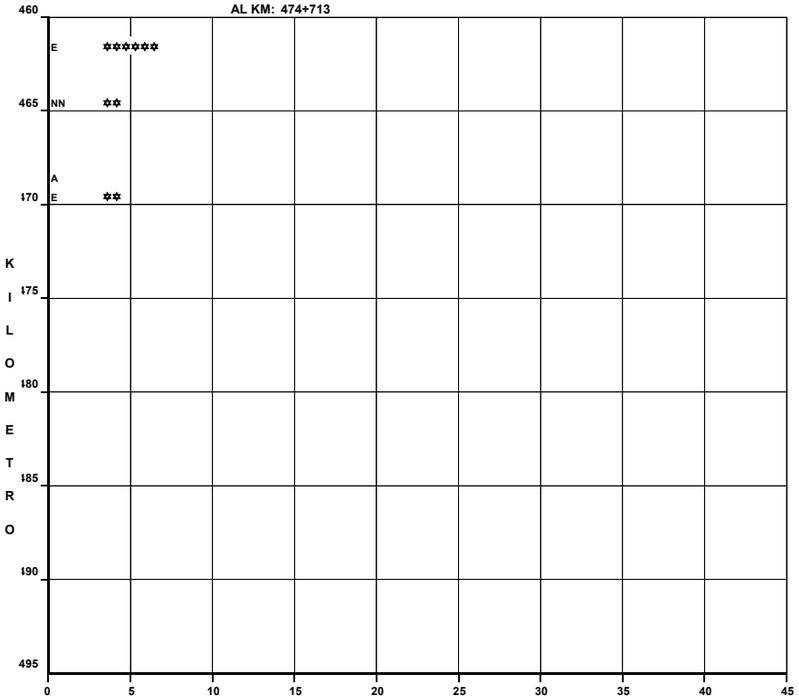


| CLAVE | CLASIFICACION DEL ACCIDENTE |
|---|---|
| A | SALIDA DEL CAMINO |
| SIN COLISION SOBRE EL CAMINO | |
| B | VOLCADURA |
| C | CAIDA DE PASAJERO |
| D | INCENDIO |
| E | OTROS |
| COLISION SOBRE EL CAMINO | |
| F | PEATON (ATROPELLAMIENTO) |

| CLAVE | CLASIFICACION DEL ACCIDENTE |
|---|---|
| COLISION SOBRE EL CAMINO | |
| G | OTRO VEHICULO MOTOR EN TRANSITO |
| H | OTRO VEHICULO MOTOR POR ALCANCE |
| J | VEHICULO MOTOR ESTACIONADO |
| K | FERROCARRIL |
| L | BICICLETA |
| M | ANIMAL |
| N | OBJETO FIJO |
| O | OTROS OBJETOS |

ACCIDENTES EQUIVALENTES A DAÑOS MATERIALES
✝ UN MUERTO = 6 ACCIDENTES
✲ UN HERIDO = 2 ACCIDENTES

# *ACCIDENTES POR KILOMETRO*
# *( 2 0 0 6 )*

**AUTOPISTA : ZAPOTLANEJO - LAGOS DE MORENO**
**TRAMO: ENT. ZAPOTLANEJO - ENT. EL DESPERDICIO**
**RUTA: MEX - 080 D**

**DEL KM: 0+000**
**AL KM: 35+000**

| KILOMETROS | MUERTOS | HERIDOS | DAÑOS MATERIALES | CONDUCTOR | PEAOS | VEHICULO | CAMINO | GANADO | ANATURAL |
|---|---|---|---|---|---|---|---|---|---|
| 0 | 1 | 4 | 165,000 | 2 | 0 | 1 | 0 | 0 | 1 |
| 0 | 0 | 0 | 0 | 0 | 0 | 0 | 0 | 0 | 0 |
| 0 | 0 | 0 | 0 | 0 | 0 | 0 | 0 | 0 | 0 |
| 0 | 0 | 0 | 0 | 0 | 0 | 0 | 0 | 0 | 0 |
| 0 | 0 | 2 | 30,000 | 1 | 0 | 0 | 0 | 0 | 0 |
| 0 | 0 | 0 | 0 | 0 | 0 | 0 | 0 | 0 | 0 |
| 5 | 0 | 0 | 0 | 0 | 0 | 0 | 0 | 0 | 0 |
| 0 | 0 | 0 | 400,000 | 0 | 0 | 1 | 0 | 0 | 0 |
| 0 | 0 | 0 | 0 | 0 | 0 | 0 | 0 | 0 | 0 |
| 0 | 0 | 0 | 0 | 0 | 0 | 0 | 0 | 0 | 0 |
| 0 | 0 | 0 | 0 | 0 | 0 | 0 | 0 | 0 | 0 |
| 10 | 0 | 2 | 30,000 | 1 | 0 | 0 | 0 | 0 | 0 |
| 0 | 0 | 0 | 83,000 | 2 | 0 | 0 | 0 | 0 | 0 |
| 0 | 0 | 0 | 0 | 0 | 0 | 0 | 0 | 0 | 0 |
| 0 | 0 | 0 | 43,000 | 1 | 0 | 0 | 0 | 0 | 0 |
| 0 | 0 | 0 | 0 | 0 | 0 | 0 | 0 | 0 | 0 |
| 15 | 0 | 0 | 30,000 | 0 | 0 | 0 | 1 | 0 | 0 |
| 0 | 0 | 2 | 30,000 | 0 | 0 | 1 | 0 | 0 | 0 |
| 0 | 0 | 0 | 20,000 | 0 | 0 | 0 | 0 | 0 | 1 |
| 0 | 0 | 0 | 0 | 0 | 0 | 0 | 0 | 0 | 0 |
| 0 | 0 | 2 | 140,000 | 1 | 0 | 0 | 0 | 0 | 1 |
| 20 | 0 | 0 | 0 | 0 | 0 | 0 | 0 | 0 | 0 |
| 0 | 0 | 0 | 50,000 | 1 | 0 | 0 | 0 | 0 | 0 |
| 0 | 0 | 0 | 0 | 0 | 0 | 0 | 0 | 0 | 0 |
| 0 | 0 | 0 | 0 | 0 | 0 | 0 | 0 | 0 | 0 |
| 0 | 0 | 0 | 0 | 0 | 0 | 0 | 0 | 0 | 0 |
| 25 | 0 | 2 | 50,000 | 0 | 0 | 0 | 0 | 0 | 1 |
| 0 | 0 | 6 | 40,000 | 0 | 0 | 1 | 0 | 0 | 0 |
| 2 | 2 | 4 | 82,000 | 2 | 0 | 0 | 0 | 0 | 0 |
| 0 | 0 | 0 | 0 | 0 | 0 | 0 | 0 | 0 | 0 |
| 0 | 0 | 0 | 0 | 0 | 0 | 0 | 0 | 0 | 0 |
| 30 | 0 | 0 | 0 | 0 | 0 | 0 | 0 | 0 | 0 |
| 0 | 0 | 1 | 10,000 | 0 | 0 | 1 | 0 | 0 | 0 |
| 0 | 0 | 0 | 0 | 0 | 0 | 0 | 0 | 0 | 0 |
| 1 | 1 | 3 | 60,000 | 1 | 0 | 0 | 1 | 0 | 0 |
| 0 | 0 | 0 | 0 | 0 | 0 | 0 | 0 | 0 | 0 |
| 35 | | | | | | | | | |

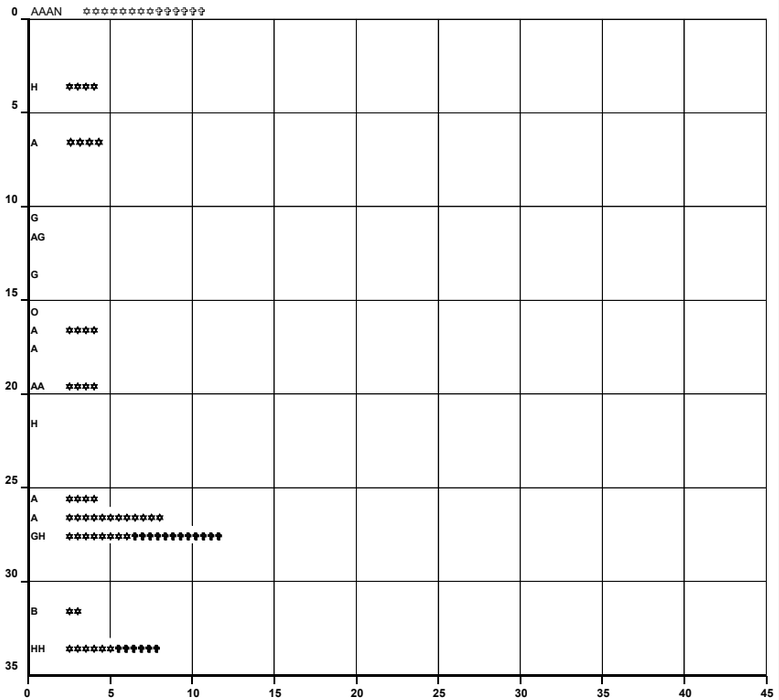


**DEL KM: 35+000**
**AL KM: 70+000**

| KILOMETROS | MUERTOS | HERIDOS | DAÑOS MATERIALES | CONDUCTOR | PEAOS | VEHICULO | CAMINO | GANADO | ANATURAL |
|---|---|---|---|---|---|---|---|---|---|
| 0 | 0 | 0 | 0 | 0 | 0 | 0 | 0 | 0 | 0 |
| 0 | 0 | 0 | 0 | 0 | 0 | 0 | 0 | 0 | 0 |
| 0 | 1 | 0 | 80,000 | 0 | 0 | 0 | 0 | 0 | 1 |
| 0 | 0 | 4 | 55,000 | 1 | 0 | 0 | 0 | 0 | 0 |
| 0 | 0 | 0 | 80,000 | 1 | 0 | 0 | 0 | 0 | 1 |
| 35 | 0 | 1 | 65,000 | 1 | 0 | 1 | 0 | 0 | 0 |
| 0 | 0 | 1 | 15,000 | 0 | 0 | 0 | 0 | 0 | 1 |
| 0 | 0 | 0 | 5,000 | 1 | 0 | 0 | 0 | 0 | 0 |
| 0 | 0 | 0 | 50,000 | 0 | 0 | 0 | 1 | 0 | 0 |
| 0 | 0 | 0 | 10,000 | 0 | 0 | 0 | 1 | 0 | 0 |
| 40 | 1 | 5 | 350,000 | 2 | 0 | 1 | 0 | 0 | 0 |
| 0 | 0 | 0 | 0 | 0 | 0 | 0 | 0 | 0 | 0 |
| 0 | 0 | 0 | 0 | 0 | 0 | 0 | 0 | 0 | 0 |
| 0 | 0 | 0 | 0 | 0 | 0 | 0 | 0 | 0 | 0 |
| 0 | 0 | 2 | 60,000 | 0 | 0 | 0 | 0 | 0 | 1 |
| 45 | 0 | 1 | 100,000 | 1 | 0 | 0 | 0 | 0 | 0 |
| 0 | 0 | 7 | 145,000 | 0 | 0 | 1 | 2 | 0 | 0 |
| 0 | 0 | 0 | 0 | 0 | 0 | 0 | 0 | 0 | 0 |
| 0 | 0 | 1 | 365,000 | 2 | 0 | 0 | 0 | 0 | 1 |
| 0 | 0 | 1 | 20,000 | 1 | 0 | 0 | 0 | 0 | 0 |
| 50 | 0 | 2 | 20,000 | 0 | 0 | 1 | 0 | 0 | 0 |
| 0 | 0 | 0 | 0 | 0 | 0 | 0 | 0 | 0 | 0 |
| 0 | 0 | 0 | 0 | 0 | 0 | 0 | 0 | 0 | 0 |
| 0 | 0 | 2 | 160,000 | 1 | 0 | 0 | 0 | 0 | 0 |
| 0 | 0 | 5 | 170,000 | 1 | 0 | 0 | 0 | 0 | 1 |
| 55 | 0 | 0 | 0 | 0 | 0 | 0 | 0 | 0 | 0 |
| 0 | 0 | 0 | 210,000 | 1 | 0 | 0 | 0 | 0 | 0 |
| 0 | 0 | 0 | 0 | 0 | 0 | 0 | 0 | 0 | 0 |
| 0 | 0 | 0 | 0 | 0 | 0 | 0 | 0 | 0 | 0 |
| 0 | 0 | 0 | 0 | 0 | 0 | 0 | 0 | 0 | 0 |
| 60 | 0 | 0 | 0 | 0 | 0 | 0 | 0 | 0 | 0 |
| 0 | 0 | 0 | 500,000 | 1 | 0 | 0 | 0 | 0 | 0 |
| 0 | 0 | 7 | 230,000 | 2 | 0 | 0 | 0 | 0 | 0 |
| 0 | 0 | 2 | 25,000 | 1 | 0 | 0 | 0 | 0 | 0 |
| 0 | 0 | 0 | 0 | 0 | 0 | 0 | 0 | 0 | 0 |
| 65 | | | | | | | | | |
| 70 | | | | | | | | | |




| CLAVE | CLASIFICACION DEL ACCIDENTE | CLAVE | CLASIFICACION DEL ACCIDENTE |
|---|---|---|---|
| | | COLISION SOBRE EL CAMINO | |
| | | G | OTRO VEHICULO MOTOR EN TRANSITO |
| SIN COLISION SOBRE EL CAMINO | | H | OTRO VEHICULO MOTOR POR ALCANCE |
| B | VOLCADURA | J | VEHICULO MOTOR ESTACIONADO |
| C | CAIDA DE PASAJERO | K | FERROCARRIL |
| D | INCENDIO | L | BICICLETA |
| E | OTROS | M | ANIMAL |
| COLISION SOBRE EL CAMINO | | N | OBJETO FIJO |
| F | PEATON (ATROPELLAMIENTO) | O | OTROS OBJETOS |
| A | SALIDA DEL CAMINO | | |

ACCIDENTES EQUIVALENTES A DAÑOS MATERIALES
✝ UN MUERTO = 6 ACCIDENTES
✲ UN HERIDO = 2 ACCIDENTES

# *ACCIDENTES POR KILOMETRO*
# *( 2 0 0 6 )*

**AUTOPISTA: ZAPOTLANEJO - L. DE MORENO**
**TRAMO: ENT. ZAPOTLANEJO - ENT. EL DESPERDICIO**
**RUTA: MEX - 080 D**

**DEL KM: 70+000**
**AL KM: 105+000**

| SALDOS | MUERTOS | HERIDOS | DAÑOS MATERIALES | CAUSAS | CONDUCTOR | PEAO | VEHICULO | CAMINO | GANADO | ANATURAL |
|---|---|---|---|---|---|---|---|---|---|---|
| 70–75 | 0 | 0 | 0 | | 0 | 0 | 0 | 0 | 0 | 0 |
| | 0 | 0 | 0 | | 0 | 0 | 0 | 0 | 0 | 0 |
| | 0 | 0 | 25,000 | | 0 | 0 | 1 | 0 | 0 | 0 |
| | 0 | 0 | 0 | | 0 | 0 | 0 | 0 | 0 | 0 |
| | 0 | 0 | 20,000 | | 1 | 0 | 0 | 0 | 0 | 0 |
| 75–80 | 0 | 0 | 0 | | 0 | 0 | 0 | 0 | 0 | 0 |
| | 0 | 0 | 0 | | 0 | 0 | 0 | 0 | 0 | 0 |
| | 0 | 0 | 0 | | 0 | 0 | 0 | 0 | 0 | 0 |
| | 0 | 0 | 0 | | 0 | 0 | 0 | 0 | 0 | 0 |
| | 0 | 0 | 170,000 | | 1 | 0 | 0 | 1 | 0 | 0 |
| 80–85 | 0 | 0 | 0 | | 0 | 0 | 0 | 0 | 0 | 0 |
| | 0 | 0 | 465,000 | | 1 | 0 | 0 | 0 | 0 | 1 |
| | 0 | 0 | 0 | | 0 | 0 | 0 | 0 | 0 | 0 |
| | 0 | 0 | 180,000 | | 2 | 0 | 0 | 0 | 0 | 0 |
| | 0 | 0 | 0 | | 0 | 0 | 0 | 0 | 0 | 0 |
| 85–90 | 2 | 4 | 40,000 | | 0 | 0 | 1 | 0 | 0 | 0 |
| | 0 | 0 | 0 | | 0 | 0 | 0 | 0 | 0 | 0 |
| | 0 | 0 | 0 | | 0 | 0 | 0 | 0 | 0 | 0 |
| | 0 | 0 | 0 | | 0 | 0 | 0 | 0 | 0 | 0 |
| | 0 | 0 | 0 | | 0 | 0 | 0 | 0 | 0 | 0 |
| 90–95 | 0 | 0 | 0 | | 0 | 0 | 0 | 0 | 0 | 0 |
| | 0 | 0 | 0 | | 0 | 0 | 0 | 0 | 0 | 0 |
| | 0 | 0 | 0 | | 0 | 0 | 0 | 0 | 0 | 0 |
| | 0 | 0 | 0 | | 0 | 0 | 0 | 0 | 0 | 0 |
| | 0 | 0 | 0 | | 0 | 0 | 0 | 0 | 0 | 0 |
| 95–100 | 0 | 0 | 0 | | 0 | 0 | 0 | 0 | 0 | 0 |
| | 1 | 0 | 25,000 | | 1 | 0 | 0 | 0 | 0 | 0 |
| | 0 | 1 | 15,000 | | 1 | 0 | 0 | 0 | 0 | 0 |
| | 0 | 0 | 0 | | 0 | 0 | 0 | 0 | 0 | 0 |
| | 0 | 0 | 0 | | 0 | 0 | 0 | 0 | 0 | 0 |
| 100–105 | 0 | 0 | 35,000 | | 1 | 0 | 0 | 0 | 0 | 0 |
| | 0 | 0 | 0 | | 0 | 0 | 0 | 0 | 0 | 0 |
| | 0 | 0 | 0 | | 0 | 0 | 0 | 0 | 0 | 0 |
| | 3 | 7 | 130,000 | | 1 | 0 | 0 | 0 | 0 | 0 |
| | 0 | 0 | 0 | | 0 | 0 | 0 | 0 | 0 | 0 |

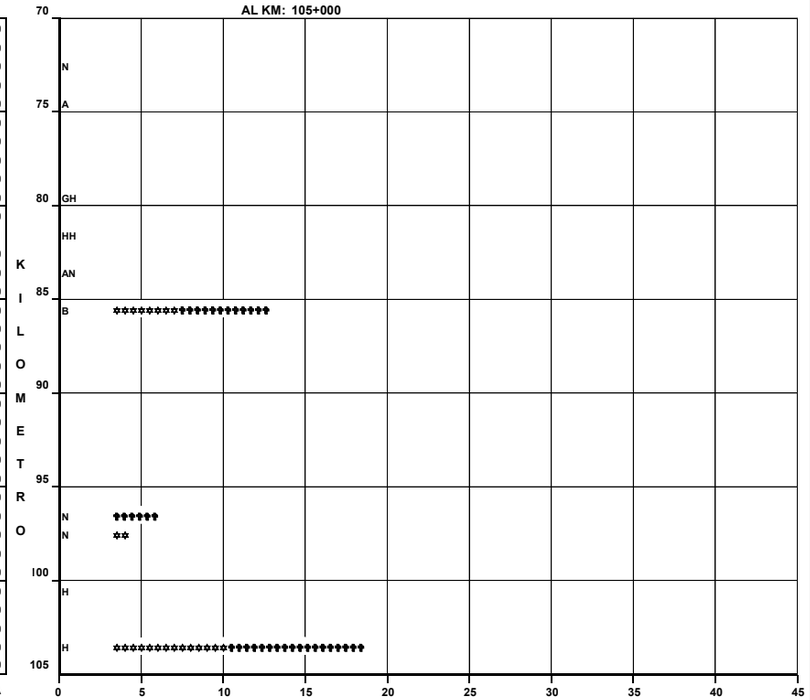


**DEL KM: 105+000**
**AL KM: 118+500**

| SALDOS | MUERTOS | HERIDOS | DAÑOS MATERIALES | CAUSAS | CONDUCTOR | PEAO | VEHICULO | CAMINO | GANADO | ANATURAL |
|---|---|---|---|---|---|---|---|---|---|---|
| 105–110 | 0 | 0 | 60,000 | | 0 | 0 | 0 | 0 | 0 | 1 |
| | 0 | 2 | 30,000 | | 1 | 0 | 0 | 0 | 0 | 0 |
| | 0 | 0 | 0 | | 0 | 0 | 0 | 0 | 0 | 0 |
| | 0 | 0 | 0 | | 0 | 0 | 0 | 0 | 0 | 0 |
| | 0 | 0 | 0 | | 0 | 0 | 0 | 0 | 0 | 0 |
| 110–115 | 0 | 0 | 0 | | 0 | 0 | 0 | 0 | 0 | 0 |
| | 0 | 0 | 0 | | 0 | 0 | 0 | 0 | 0 | 0 |
| | 0 | 0 | 0 | | 0 | 0 | 0 | 0 | 0 | 0 |
| | 0 | 0 | 60,000 | | 0 | 0 | 0 | 0 | 0 | 1 |
| | 0 | 0 | 0 | | 0 | 0 | 0 | 0 | 0 | 0 |
| 115–120 | 0 | 0 | 0 | | 0 | 0 | 0 | 0 | 0 | 0 |
| | 0 | 7 | 50,000 | | 2 | 0 | 0 | 0 | 0 | 0 |
| | 0 | 0 | 12,000 | | 0 | 0 | 0 | 0 | 0 | 1 |
| 120–125 | | | | | | | | | | |
| 125–130 | | | | | | | | | | |
| 130–135 | | | | | | | | | | |
| 135–140 | | | | | | | | | | |

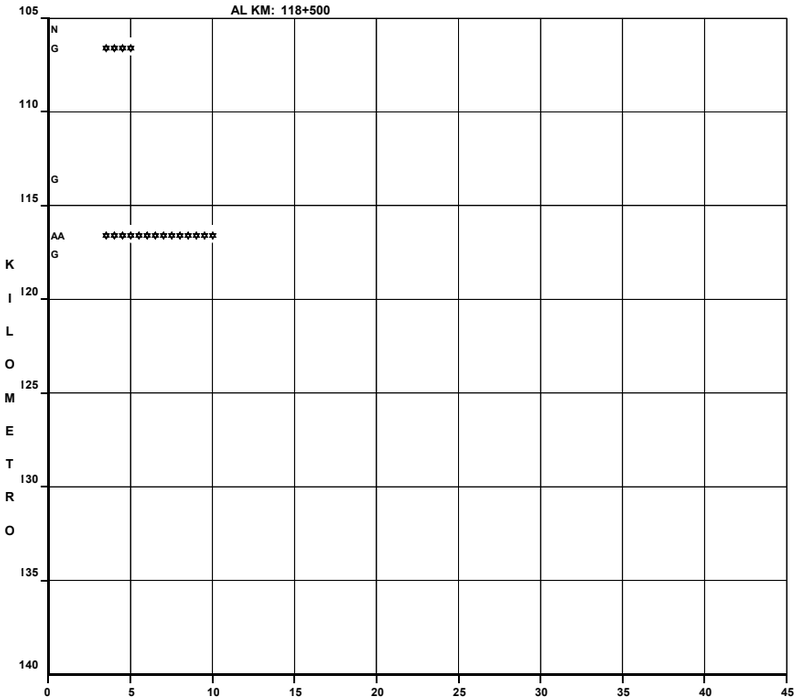


| CLAVE | CLASIFICACION DEL ACCIDENTE | CLAVE | CLASIFICACION DEL ACCIDENTE |
|---|---|---|---|
| **A** | SALIDA DEL CAMINO | COLISION SOBRE EL CAMINO | |
| | | **G** | OTRO VEHICULO MOTOR EN TRANSITO |
| SIN COLISION SOBRE EL CAMINO | | **H** | OTRO VEHICULO MOTOR POR ALCANCE |
| **B** | VOLCADURA | **J** | VEHICULO MOTOR ESTACIONADO |
| **C** | CAIDA DE PASAJERO | **K** | FERROCARRIL |
| **D** | INCENDIO | **L** | BICICLETA |
| **E** | OTROS | **M** | ANIMAL |
| COLISION SOBRE EL CAMINO | | **N** | OBJETO FIJO |
| **F** | PEATON (ATROPELLAMIENTO) | **O** | OTROS OBJETOS |

ACCIDENTES EQUIVALENTES A DAÑOS MATERIALES
✝ UN MUERTO = 6 ACCIDENTES
✲ UN HERIDO = 2 ACCIDENTES

# *ACCIDENTES POR KILOMETRO*
# *( 2 0 0 6 )*

**AUTOPISTA : LEÓN - AGUASCALIENTES**
**TRAMO: LIM. EDOS. GTO/JAL - ENT. EL SALVADOR**
**RUTA: MEX - 045 D**

**DEL KM: 28+500**
**AL KM: 35+000**

| KILOMETRO | SALDOS | | | CAUSAS | | | | | | |
|---|---|---|---|---|---|---|---|---|---|---|
| | MUERTOS | HERIDOS | DAÑOS MATERIALES | CONDUCTOR | PEAO PAS | VEHICULO | CAMINO | GANADO | ANTURAL |
| 0 | | | | | | | | | |
| 5 | | | | | | | | | |
| 10 | | | | | | | | | |
| 15 | | | | | | | | | |
| 20 | | | | | | | | | |
| 25 | | | | | | | | | |
| 30 | 0 | 0 | 0 | 0 | 0 | 0 | 0 | 0 | 0 |
| | 0 | 1 | 35,000 | 0 | 0 | 1 | 0 | 0 | 0 |
| | 0 | 0 | 0 | 0 | 0 | 0 | 0 | 0 | 0 |
| 35 | 0 | 0 | 250,000 | 1 | 0 | 0 | 0 | 0 | 0 |
| | 0 | 0 | 0 | 0 | 0 | 0 | 0 | 0 | 0 |
| | 0 | 0 | 0 | 0 | 0 | 0 | 0 | 0 | 0 |
| | 1 | 0 | 120,000 | 1 | 0 | 0 | 0 | 0 | 0 |
| | 0 | 4 | 40,000 | 1 | 0 | 0 | 0 | 0 | 0 |

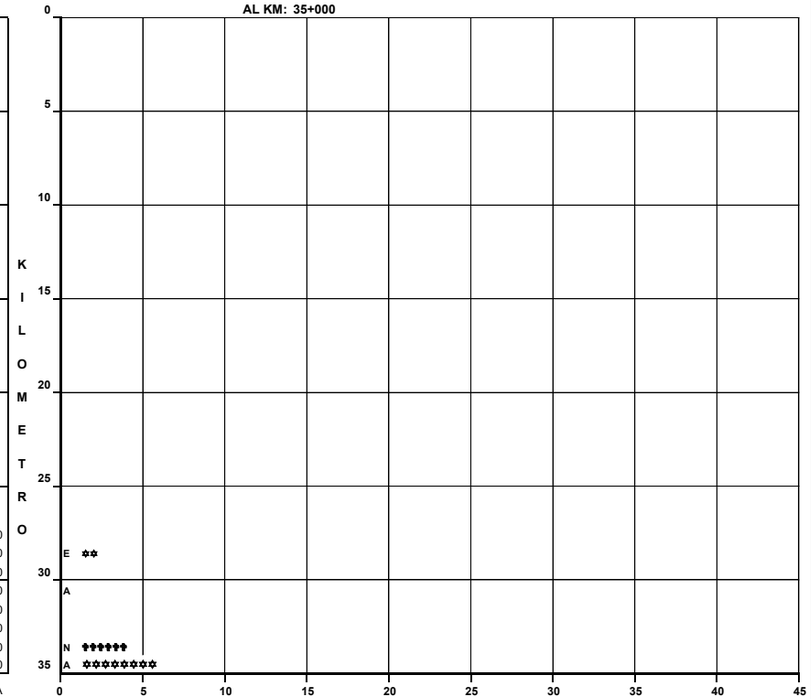


**DEL KM: 35+000**
**AL KM: 70+000**

| KILOMETRO | SALDOS | | | CAUSAS | | | | | | |
|---|---|---|---|---|---|---|---|---|---|---|
| | MUERTOS | HERIDOS | DAÑOS MATERIALES | CONDUCTOR | PEAO PAS | VEHICULO | CAMINO | GANADO | ANTURAL |
| 35 | 2 | 7 | 160,000 | 2 | 0 | 0 | 0 | 0 | 0 |
| | 0 | 0 | 0 | 0 | 0 | 0 | 0 | 0 | 0 |
| | 0 | 0 | 0 | 0 | 0 | 0 | 0 | 0 | 0 |
| | 0 | 0 | 0 | 0 | 0 | 0 | 0 | 0 | 0 |
| | 0 | 0 | 0 | 0 | 0 | 0 | 0 | 0 | 0 |
| 40 | 0 | 0 | 0 | 0 | 0 | 0 | 0 | 0 | 0 |
| | 0 | 0 | 0 | 0 | 0 | 0 | 0 | 0 | 0 |
| | 1 | 1 | 150,000 | 1 | 0 | 1 | 0 | 0 | 0 |
| | 0 | 0 | 0 | 0 | 0 | 0 | 0 | 0 | 0 |
| | 0 | 0 | 0 | 0 | 0 | 0 | 0 | 0 | 0 |
| 45 | 0 | 2 | 70,000 | 0 | 0 | 1 | 0 | 0 | 0 |
| | 0 | 0 | 0 | 0 | 0 | 0 | 0 | 0 | 0 |
| | 0 | 0 | 0 | 0 | 0 | 0 | 0 | 0 | 0 |
| | 0 | 0 | 0 | 0 | 0 | 0 | 0 | 0 | 0 |
| | 0 | 0 | 0 | 0 | 0 | 0 | 0 | 0 | 0 |
| 50 | 0 | 1 | 80,000 | 1 | 0 | 0 | 0 | 0 | 0 |
| | 0 | 0 | 0 | 0 | 0 | 0 | 0 | 0 | 0 |
| | 0 | 0 | 0 | 0 | 0 | 0 | 0 | 0 | 0 |
| | 0 | 0 | 0 | 0 | 0 | 0 | 0 | 0 | 0 |
| | 0 | 0 | 0 | 0 | 0 | 0 | 0 | 0 | 0 |
| 55 | 0 | 0 | 0 | 0 | 0 | 0 | 0 | 0 | 0 |
| | 0 | 0 | 0 | 0 | 0 | 0 | 0 | 0 | 0 |
| | 0 | 0 | 0 | 0 | 0 | 0 | 0 | 0 | 0 |
| | 1 | 1 | 50,000 | 1 | 0 | 1 | 0 | 0 | 0 |
| 60 | 1 | 5 | 412,000 | 3 | 0 | 0 | 0 | 0 | 0 |
| | 0 | 0 | 0 | 0 | 0 | 0 | 0 | 0 | 0 |
| | 0 | 0 | 35,000 | 1 | 0 | 0 | 0 | 0 | 0 |
| | 0 | 5 | 120,000 | 1 | 0 | 0 | 0 | 0 | 0 |
| | 0 | 0 | 0 | 0 | 0 | 0 | 0 | 0 | 0 |
| | 0 | 0 | 0 | 0 | 0 | 0 | 0 | 0 | 0 |
| 65 | 0 | 0 | 0 | 0 | 0 | 0 | 0 | 0 | 0 |
| | 0 | 0 | 0 | 0 | 0 | 0 | 0 | 0 | 0 |
| | 0 | 0 | 0 | 0 | 0 | 0 | 0 | 0 | 0 |
| | 0 | 0 | 0 | 0 | 0 | 0 | 0 | 0 | 0 |
| | 0 | 0 | 0 | 0 | 0 | 0 | 0 | 0 | 0 |
| 70 | 0 | 0 | 0 | 0 | 0 | 0 | 0 | 0 | 0 |

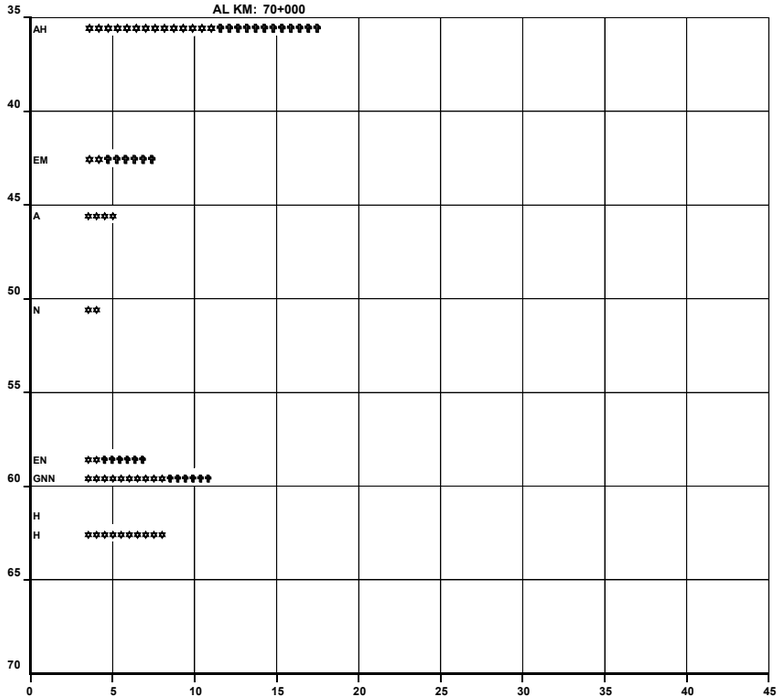


| CLAVE | CLASIFICACION DEL ACCIDENTE | CLAVE | CLASIFICACION DEL ACCIDENTE |
|---|---|---|---|
| **A** | SALIDA DEL CAMINO | COLISION SOBRE EL CAMINO | |
| | | **G** | OTRO VEHICULO MOTOR EN TRANSITO |
| SIN COLISION SOBRE EL CAMINO | | **H** | OTRO VEHICULO MOTOR POR ALCANCE |
| **B** | VOLCADURA | **J** | VEHICULO MOTOR ESTACIONADO |
| **C** | CAIDA DE PASAJERO | **K** | FERROCARRIL |
| **D** | INCENDIO | **L** | BICICLETA |
| **E** | OTROS | **M** | ANIMAL |
| COLISION SOBRE EL CAMINO | | **N** | OBJETO FIJO |
| **F** | PEATON (ATROPELLAMIENTO) | **O** | OTROS OBJETOS |

ACCIDENTES EQUIVALENTES A DAÑOS MATERIALES
✝ UN MUERTO = 6 ACCIDENTES
✲ UN HERIDO = 2 ACCIDENTES

# *ACCIDENTES POR KILOMETRO*
# *( 2 0 0 6 )*

**AUTOPISTA : LEÓN - AGUASCALIENTES**
**TRAMO: LIM. EDOS. GTO/JAL - ENT. EL SALVADOR**
**RUTA: MEX - 045 D**

**DEL KM: 70+000**
**AL KM: 105+000**

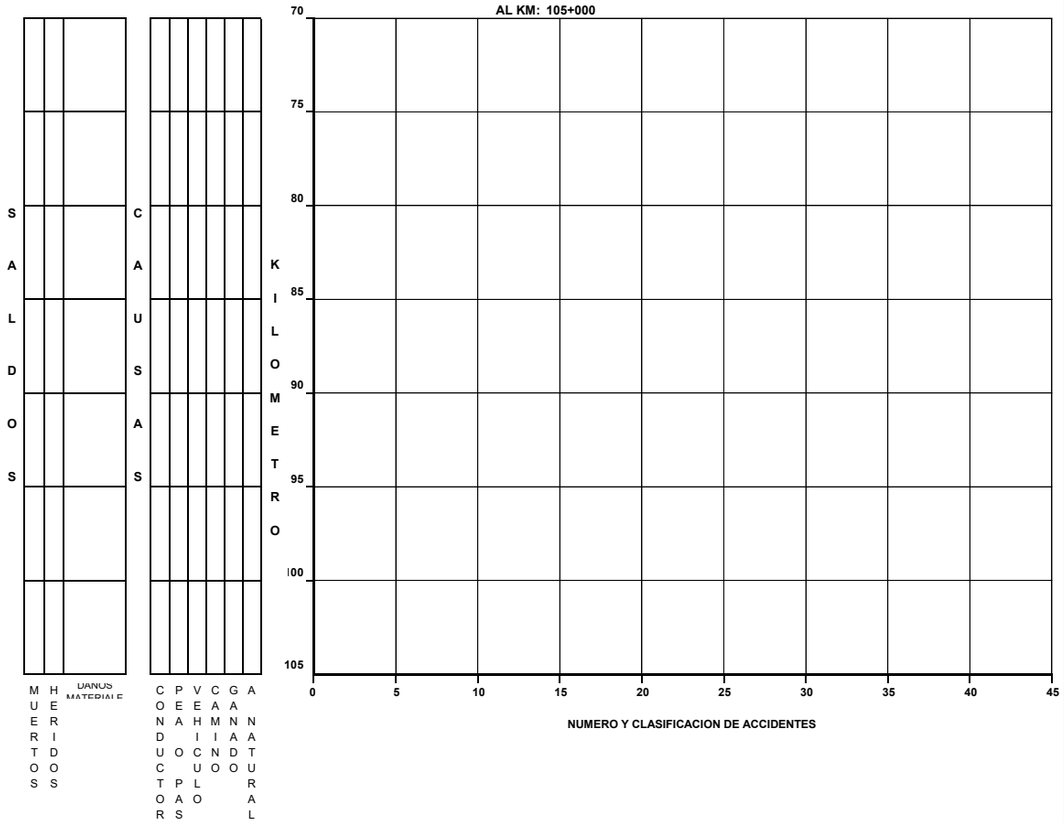


**DEL KM: 105+000**
**AL KM: 104+000**

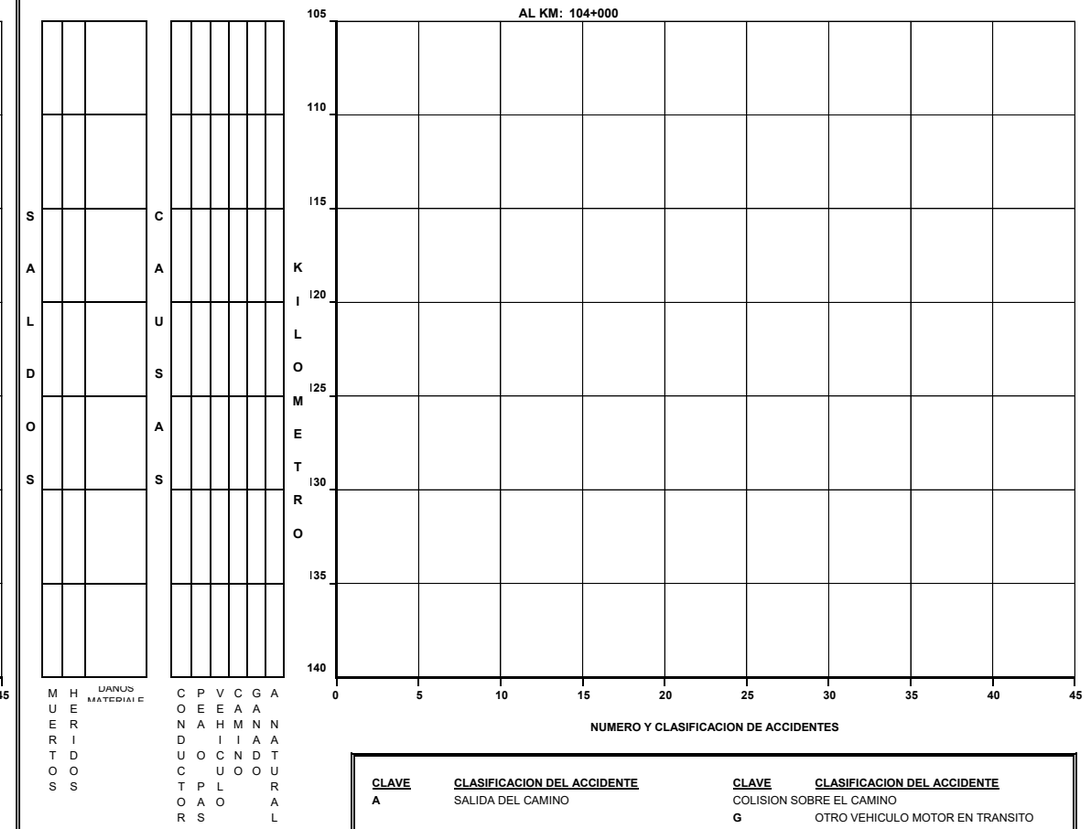


| CLAVE | CLASIFICACION DEL ACCIDENTE | CLAVE | CLASIFICACION DEL ACCIDENTE |
|---|---|---|---|
| **A** | SALIDA DEL CAMINO | COLISION SOBRE EL CAMINO | |
| | | **G** | OTRO VEHICULO MOTOR EN TRANSITO |
| SIN COLISION SOBRE EL CAMINO | | **H** | OTRO VEHICULO MOTOR POR ALCANCE |
| **B** | VOLCADURA | **J** | VEHICULO MOTOR ESTACIONADO |
| **C** | CAIDA DE PASAJERO | **K** | FERROCARRIL |
| **D** | INCENDIO | **L** | BICICLETA |
| **E** | OTROS | **M** | ANIMAL |
| COLISION SOBRE EL CAMINO | | **N** | OBJETO FIJO |
| **F** | PEATON (ATROPELLAMIENTO) | **O** | OTROS OBJETOS |

ACCIDENTES EQUIVALENTES A DAÑOS MATERIALES
✝ UN MUERTO = 6 ACCIDENTES
✱ UN HERIDO = 2 ACCIDENTES

# ACCIDENTES POR KILOMETRO
# ( 2 0 0 6 )

**AUTOPISTA : GUADALAJARA - TEPIC**
**TRAMO: ENT. AMECA - LIM. EDOS. JAL/NAY**
**RUTA: MEX - 015 D**

**DEL KM: 0+000**
**AL KM: 35+000**

SALDOS / CAUSAS / KILOMETRO

| MUERTOS | HERIDOS | DAÑOS MATERIALE | CONDUCTOR | PEA O PAS | VEHICULO | CAMINO | GANADO | A NATURAL |
|---|---|---|---|---|---|---|---|---|
| 0 | 0 | 0 | 0 | 0 | 0 | 0 | 0 | 0 |
| 0 | 0 | 0 | 0 | 0 | 0 | 0 | 0 | 0 |
| 0 | 0 | 0 | 0 | 0 | 0 | 0 | 0 | 0 |
| 0 | 0 | 0 | 0 | 0 | 0 | 0 | 0 | 0 |
| 0 | 0 | 0 | 0 | 0 | 0 | 0 | 0 | 0 |
| 0 | 0 | 50,000 | 0 | 0 | 1 | 0 | 0 | 0 |
| 0 | 0 | 0 | 0 | 0 | 0 | 0 | 0 | 0 |
| 0 | 0 | 0 | 0 | 0 | 0 | 0 | 0 | 0 |
| 0 | 2 | 70,000 | 1 | 0 | 0 | 0 | 0 | 0 |
| 0 | 0 | 0 | 0 | 0 | 0 | 0 | 0 | 0 |
| 0 | 0 | 0 | 0 | 0 | 0 | 0 | 0 | 0 |
| 0 | 0 | 0 | 0 | 0 | 0 | 0 | 0 | 0 |
| 0 | 0 | 0 | 0 | 0 | 0 | 0 | 0 | 0 |
| 0 | 0 | 0 | 0 | 0 | 0 | 0 | 0 | 0 |
| 0 | 0 | 0 | 0 | 0 | 0 | 0 | 0 | 0 |
| 0 | 0 | 0 | 0 | 0 | 0 | 0 | 0 | 0 |
| 0 | 0 | 0 | 0 | 0 | 0 | 0 | 0 | 0 |
| 0 | 0 | 0 | 0 | 0 | 0 | 0 | 0 | 0 |
| 0 | 0 | 0 | 0 | 0 | 0 | 0 | 0 | 0 |
| 0 | 0 | 0 | 0 | 0 | 0 | 0 | 0 | 0 |
| 0 | 0 | 0 | 0 | 0 | 0 | 0 | 0 | 0 |
| 0 | 0 | 0 | 0 | 0 | 0 | 0 | 0 | 0 |
| 0 | 0 | 0 | 0 | 0 | 0 | 0 | 0 | 0 |
| 0 | 0 | 0 | 0 | 0 | 0 | 0 | 0 | 0 |
| 0 | 0 | 0 | 0 | 0 | 0 | 0 | 0 | 0 |
| 0 | 0 | 0 | 0 | 0 | 0 | 0 | 0 | 0 |
| 0 | 0 | 0 | 0 | 0 | 0 | 0 | 0 | 0 |
| 0 | 0 | 0 | 0 | 0 | 0 | 0 | 0 | 0 |
| 0 | 0 | 0 | 0 | 0 | 0 | 0 | 0 | 0 |
| 0 | 0 | 0 | 0 | 0 | 0 | 0 | 0 | 0 |
| 0 | 0 | 0 | 0 | 0 | 0 | 0 | 0 | 0 |
| 0 | 2 | 130,000 | 1 | 0 | 0 | 0 | 0 | 1 |
| 0 | 0 | 0 | 0 | 0 | 0 | 0 | 0 | 0 |
| 0 | 0 | 0 | 0 | 0 | 0 | 0 | 0 | 0 |
| 0 | 0 | 0 | 0 | 0 | 0 | 0 | 0 | 0 |

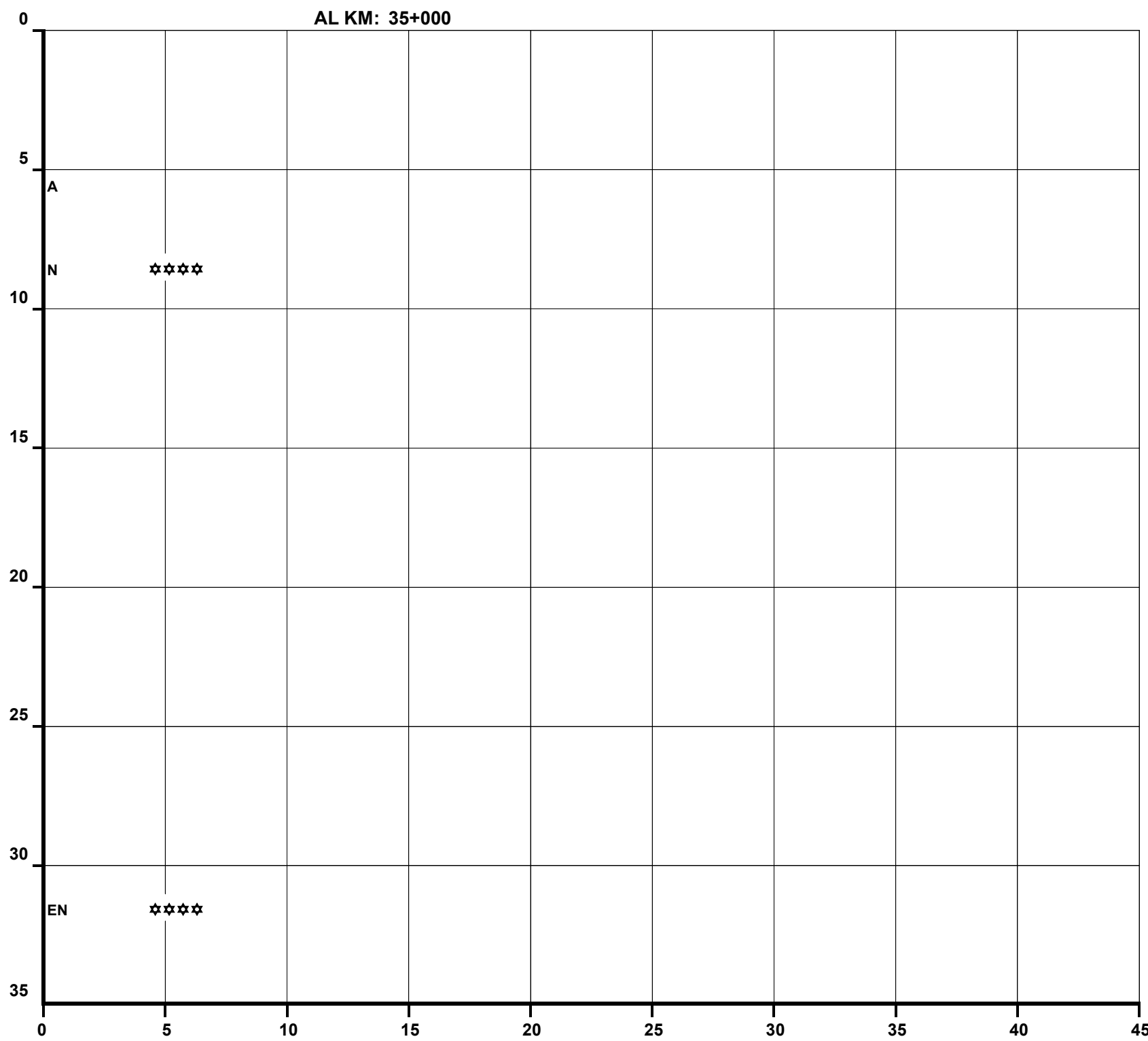


**DEL KM: 35+000**
**AL KM: 70+000**

SALDOS / CAUSAS / KILOMETRO

| MUERTOS | HERIDOS | DAÑOS MATERIALE | CONDUCTOR | PEA O PAS | VEHICULO | CAMINO | GANADO | A NATURAL |
|---|---|---|---|---|---|---|---|---|
| 0 | 0 | 0 | 0 | 0 | 0 | 0 | 0 | 0 |
| 0 | 2 | 55,000 | 1 | 0 | 0 | 0 | 0 | 0 |
| 0 | 0 | 0 | 0 | 0 | 0 | 0 | 0 | 0 |
| 0 | 1 | 23,000 | 1 | 0 | 0 | 0 | 0 | 0 |
| 0 | 0 | 0 | 0 | 0 | 0 | 0 | 0 | 0 |
| 0 | 0 | 0 | 0 | 0 | 0 | 0 | 0 | 0 |
| 0 | 0 | 0 | 0 | 0 | 0 | 0 | 0 | 0 |
| 0 | 0 | 0 | 0 | 0 | 0 | 0 | 0 | 0 |
| 1 | 1 | 30,000 | 1 | 0 | 0 | 0 | 0 | 0 |
| 0 | 0 | 0 | 0 | 0 | 0 | 0 | 0 | 0 |
| 0 | 0 | 0 | 0 | 0 | 0 | 0 | 0 | 0 |
| 0 | 0 | 0 | 0 | 0 | 0 | 0 | 0 | 0 |
| 0 | 0 | 0 | 0 | 0 | 0 | 0 | 0 | 0 |
| 0 | 0 | 0 | 0 | 0 | 0 | 0 | 0 | 0 |
| 0 | 0 | 0 | 0 | 0 | 0 | 0 | 0 | 0 |
| 0 | 0 | 0 | 0 | 0 | 0 | 0 | 0 | 0 |
| 0 | 0 | 0 | 0 | 0 | 0 | 0 | 0 | 0 |
| 0 | 0 | 0 | 0 | 0 | 0 | 0 | 0 | 0 |
| 0 | 0 | 0 | 0 | 0 | 0 | 0 | 0 | 0 |
| 0 | 0 | 0 | 0 | 0 | 0 | 0 | 0 | 0 |
| 0 | 0 | 0 | 0 | 0 | 0 | 0 | 0 | 0 |
| 0 | 0 | 0 | 0 | 0 | 0 | 0 | 0 | 0 |
| 0 | 0 | 0 | 0 | 0 | 0 | 0 | 0 | 0 |
| 0 | 0 | 0 | 0 | 0 | 0 | 0 | 0 | 0 |
| 1 | 0 | 45,000 | 1 | 0 | 0 | 0 | 0 | 0 |
| 0 | 0 | 0 | 0 | 0 | 0 | 0 | 0 | 0 |
| 0 | 0 | 0 | 0 | 0 | 0 | 0 | 0 | 0 |
| 0 | 0 | 0 | 0 | 0 | 0 | 0 | 0 | 0 |
| 0 | 0 | 60,000 | 1 | 0 | 0 | 0 | 0 | 0 |
| 0 | 0 | 0 | 0 | 0 | 0 | 0 | 0 | 0 |
| 0 | 0 | 0 | 0 | 0 | 0 | 0 | 0 | 0 |
| 0 | 0 | 0 | 0 | 0 | 0 | 0 | 0 | 0 |
| 0 | 0 | 0 | 0 | 0 | 0 | 0 | 0 | 0 |
| 0 | 2 | 4,500 | 1 | 0 | 0 | 0 | 0 | 0 |
| 0 | 0 | 0 | 0 | 0 | 0 | 0 | 0 | 0 |

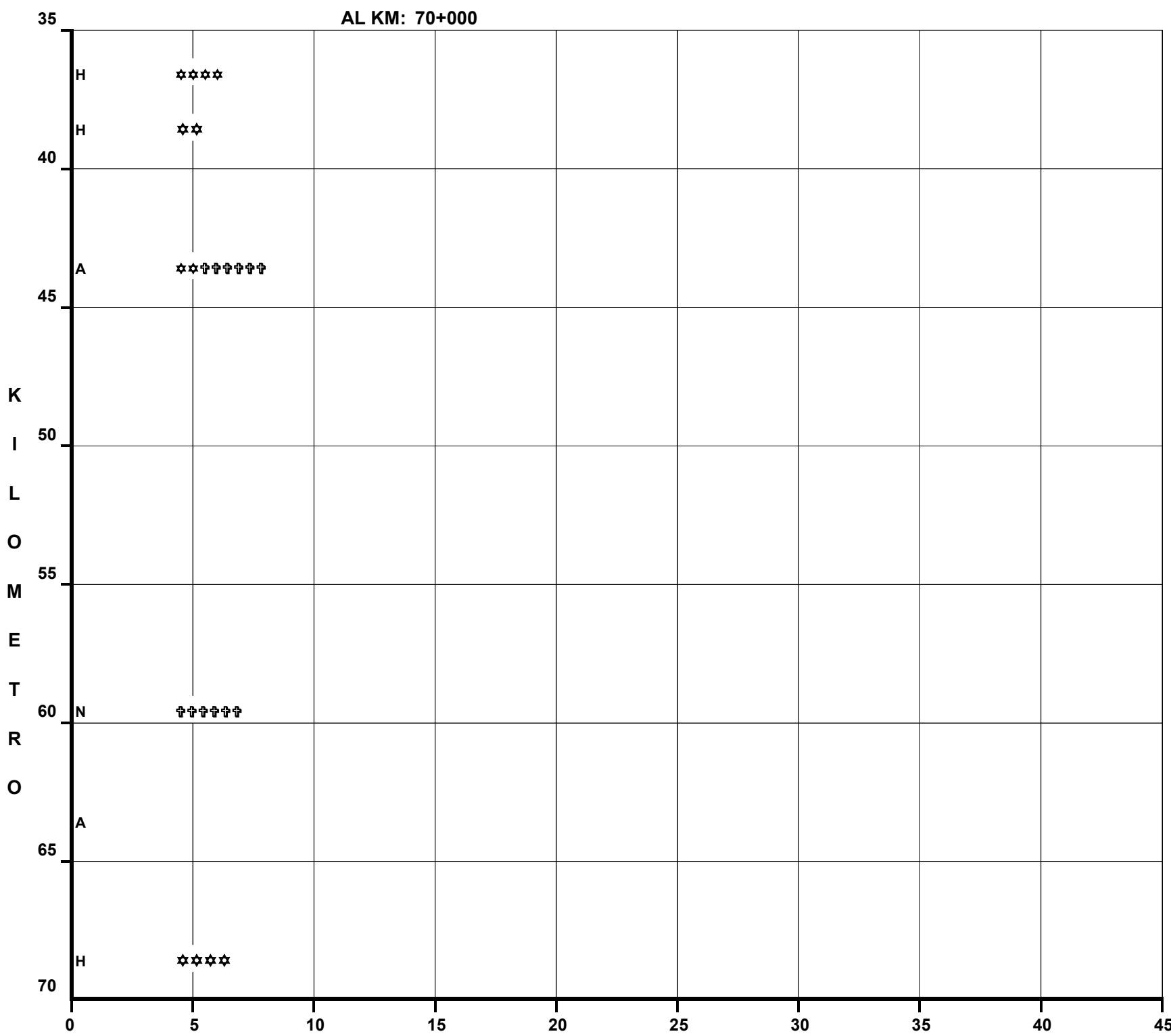


| CLAVE | CLASIFICACION DEL ACCIDENTE | CLAVE | CLASIFICACION DEL ACCIDENTE |
|---|---|---|---|
| A | SALIDA DEL CAMINO | | COLISION SOBRE EL CAMINO |
| | | G | OTRO VEHICULO MOTOR EN TRANSITO |
| | SIN COLISION SOBRE EL CAMINO | H | OTRO VEHICULO MOTOR POR ALCANCE |
| B | VOLCADURA | J | VEHICULO MOTOR ESTACIONADO |
| C | CAIDA DE PASAJERO | K | FERROCARRIL |
| D | INCENDIO | L | BICICLETA |
| E | OTROS | M | ANIMAL |
| | COLISION SOBRE EL CAMINO | N | OBJETO FIJO |
| F | PEATON (ATROPELLAMIENTO) | O | OTROS OBJETOS |

ACCIDENTES EQUIVALENTES A DAÑOS MATERIALES
♆ UN MUERTO = 6 ACCIDENTES
✡ UN HERIDO = 2 ACCIDENTES

# *ACCIDENTES POR KILOMETRO*
# *( 2 0 0 6 )*

**AUTOPISTA : GUADALAJARA - TEPIC**
**TRAMO: ENT. AMECA - LIM. EDOS. JAL/NAY**
**RUTA: MEX - 015 D**

**DEL KM: 70+000**
**AL KM: 84+700**

| KILOMETROS | MUERTOS | HERIDOS | DAÑOS MATERIALES | CONDUCTOR | PEAOPAS | VEHICULO | CAMINO | GANADO | ANATURAL |
|---|---|---|---|---|---|---|---|---|---|
| 70 | 0 | 0 | 0 | 0 | 0 | 0 | 0 | 0 | 0 |
| | 0 | 0 | 0 | 0 | 0 | 0 | 0 | 0 | 0 |
| | 0 | 0 | 0 | 0 | 0 | 0 | 0 | 0 | 0 |
| | 0 | 0 | 0 | 0 | 0 | 0 | 0 | 0 | 0 |
| | 0 | 0 | 0 | 0 | 0 | 0 | 0 | 0 | 0 |
| 75 | 0 | 0 | 0 | 0 | 0 | 0 | 0 | 0 | 0 |
| | 0 | 0 | 0 | 0 | 0 | 0 | 0 | 0 | 0 |
| | 0 | 0 | 0 | 0 | 0 | 0 | 0 | 0 | 0 |
| | 0 | 0 | 0 | 0 | 0 | 0 | 0 | 0 | 0 |
| | 0 | 0 | 0 | 0 | 0 | 0 | 0 | 0 | 0 |
| 80 | 0 | 2 | 115,000 | 0 | 0 | 0 | 0 | 0 | 2 |
| | 0 | 0 | 100,000 | 0 | 0 | 0 | 0 | 0 | 1 |
| | 0 | 5 | 50,000 | 1 | 0 | 0 | 0 | 0 | 0 |
| | 0 | 0 | 0 | 0 | 0 | 0 | 0 | 0 | 0 |
| | 0 | 0 | 0 | 0 | 0 | 0 | 0 | 0 | 0 |
| 85 | 0 | 3 | 100,000 | 1 | 0 | 0 | 0 | 0 | 0 |
| 90 | | | | | | | | | |
| 95 | | | | | | | | | |
| 100 | | | | | | | | | |
| 105 | | | | | | | | | |

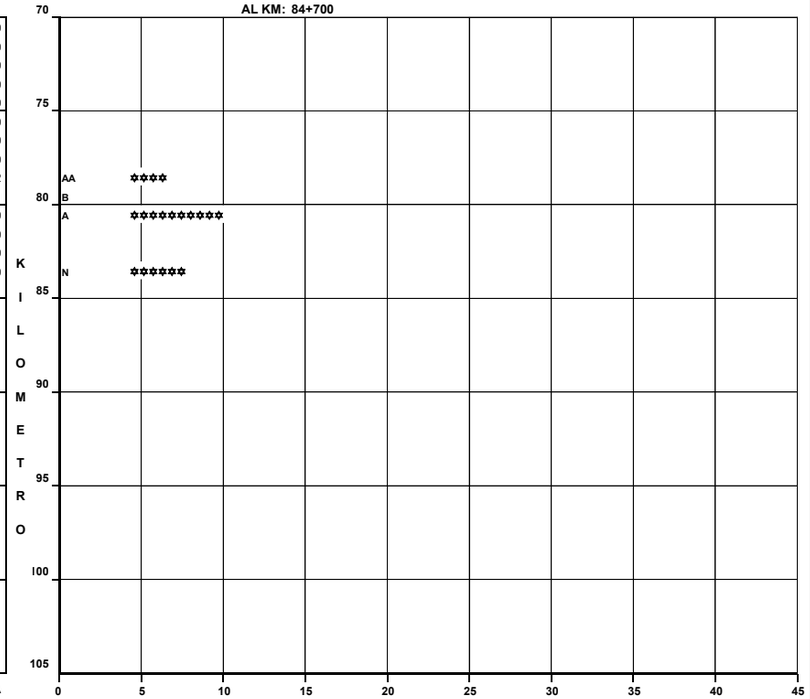


**DEL KM:**
**AL KM:**

| KILOMETROS | MUERTOS | HERIDOS | DAÑOS MATERIALES | CONDUCTOR | PEAOPAS | VEHICULO | CAMINO | GANADO | ANATURAL |
|---|---|---|---|---|---|---|---|---|---|
| 105 | | | | | | | | | |
| 110 | | | | | | | | | |
| 115 | | | | | | | | | |
| 120 | | | | | | | | | |
| 125 | | | | | | | | | |
| 130 | | | | | | | | | |
| 135 | | | | | | | | | |
| 140 | | | | | | | | | |

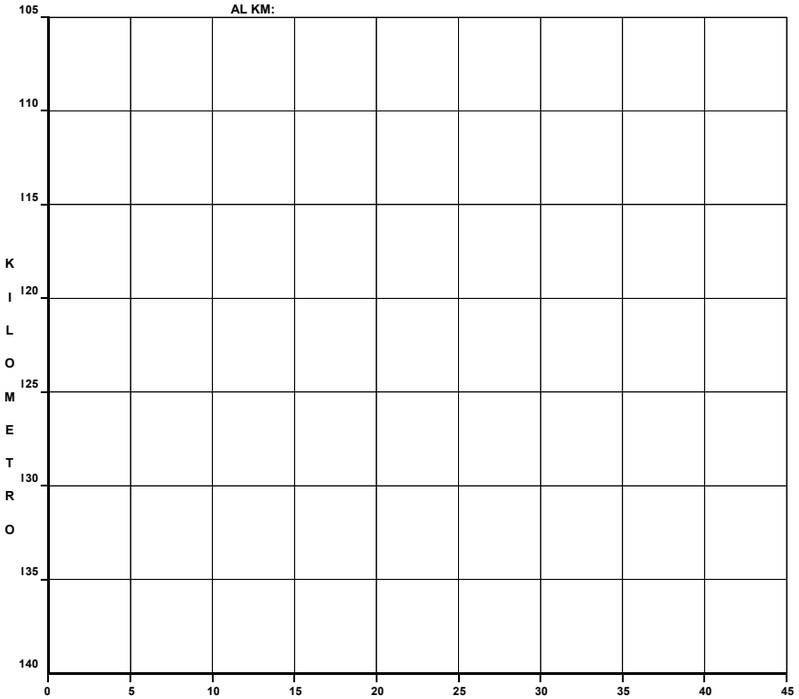


| CLAVE | CLASIFICACION DEL ACCIDENTE |
|---|---|
| **A** | SALIDA DEL CAMINO |
| SIN COLISION SOBRE EL CAMINO | |
| **B** | VOLCADURA |
| **C** | CAIDA DE PASAJERO |
| **D** | INCENDIO |
| **E** | OTROS |
| COLISION SOBRE EL CAMINO | |
| **F** | PEATON (ATROPELLAMIENTO) |
| COLISION SOBRE EL CAMINO | |
| **G** | OTRO VEHICULO MOTOR EN TRANSITO |
| **H** | OTRO VEHICULO MOTOR POR ALCANCE |
| **J** | VEHICULO MOTOR ESTACIONADO |
| **K** | FERROCARRIL |
| **L** | BICICLETA |
| **M** | ANIMAL |
| **N** | OBJETO FIJO |
| **O** | OTROS OBJETOS |

ACCIDENTES EQUIVALENTES A DAÑOS MATERIALES
✝ UN MUERTO = 6 ACCIDENTES
✲ UN HERIDO = 2 ACCIDENTES

## *CAUSANTE PRINCIPAL DEL ACCIDENTE (en porcentaje)*
## *( 2 0 0 6 )*

***J A L I S C O***

| CARRETERA Y TRAMO | CONDUCTOR | PEATON O PASAJERO | VEHICULO | CAMINO | IRRUPCION DE GANADO | AGENTE NATURAL |
|---|---|---|---|---|---|---|
| GUADALAJARA - ENT. JOCOTEPEC<br>PERIF. GUADALAJARA - ENT. STA. ROSA | 79.75 | 2.53 | 8.86 | 6.33 | 1.27 | 1.27 |
| LAGOS DE MORENO - GUADALAJARA<br>LAGOS DE MORENO - ENT. DER. TONALA | 86.19 | 1.10 | 2.76 | 5.52 | 0.55 | 3.87 |
| GUADALAJARA - TEPIC<br>T. DER. BASE AEREA - LIM. EDOS. JAL/NAY | 87.50 | 0.00 | 5.00 | 2.50 | 1.25 | 3.75 |
| IRAPUATO - GUADALAJARA<br>LIM. EDOS. GTO/JAL. - ZAPOTLANEJO | 80.00 | 6.67 | 6.67 | 6.67 | 0.00 | 0.00 |
| JIQUILPAN - GUADALAJARA<br>LIM. EDOS. MICH/JAL - PERIF. GUADALAJARA | 80.00 | 6.00 | 2.00 | 2.00 | 0.00 | 10.00 |
| SANTA ROSA - LA BARCA<br>ENT. SANTA ROSA - LA BARCA | 72.73 | 0.00 | 9.09 | 0.00 | 0.00 | 18.18 |
| GUADALAJARA - ZACATECAS.<br>PERIF. GUADALAJARA - LIM. EDOS. JAL/ZAC | 67.65 | 2.94 | 2.94 | 8.82 | 0.00 | 17.65 |
| GUADALAJARA - PUERTO VALLARTA<br>AMECA - MASCOTA | 66.67 | 0.00 | 4.17 | 25.00 | 0.00 | 4.17 |
| JIQUILPAN - COLIMA<br>LIM. EDOS. MICH/JAL - LIM. EDOS. JAL/COL | 88.24 | 11.76 | 0.00 | 0.00 | 0.00 | 0.00 |
| ENT. SANTA CRUZ - MELAQUE<br>ENT. SANTA CRUZ-EC(MANZANILLO-PTO. VALLARTA) | 72.37 | 5.26 | 7.89 | 7.89 | 0.00 | 6.58 |
| MANZANILLO - PUERTO VALLARTA<br>LIM EDOS COL/JAL - PUERTO VALLARTA | 79.63 | 5.56 | 1.85 | 1.85 | 1.85 | 9.26 |
| MANZANILLO - PUERTO VALLARTA<br>RAMAL A BARRA DE NAVIDAD | 50.00 | 50.00 | 0.00 | 0.00 | 0.00 | 0.00 |
| RAMAL A VILLA HIDALGO LIM.<br>EDOS. AGS./JAL. - VILLA HIDALGO | | | | | | |
| RAMAL AMECA<br>ENT. C.(GUADALAJARA - TEPIC) - AMECA | 78.57 | 10.71 | 3.57 | 0.00 | 0.00 | 7.14 |

## *CAUSANTE PRINCIPAL DEL ACCIDENTE (en porcentaje)*
## *( 2 0 0 6 )*

***J A L I S C O***

| CARRETERA Y TRAMO | CONDUCTOR | PEATON O PASAJERO | VEHICULO | CAMINO | IRRUPCION DE GANADO | AGENTE NATURAL |
|---|---|---|---|---|---|---|
| LEÓN - AGUASCALIENTES<br>LIM. EDOS.GTO/JAL - LIM. EDOS. JAL/AGS | 86.21 | 3.45 | 3.45 | 6.90 | 0.00 | 0.00 |
| SAN LUIS POTOSÍ - LAGOS DE MORENO<br>LIM. EDOS. ZAC/JAL - LAGOS DE MORENO | 82.86 | 2.86 | 11.43 | 2.86 | 0.00 | 0.00 |
| CD. GUZMÁN - COLIMA<br>ENT. IZQ. ZAPOTILTIC - LIM. EDOS. JAL/COL | 66.67 | 0.00 | 22.22 | 11.11 | 0.00 | 0.00 |
| E.C.(JIQUILPAN-COLIMA) - ENT. HUESCALAPA<br>E.C.(JIQUILPAN-COLIMA)-E.C(CD. GUZMAN-COLIMA) | 100.00 | 0.00 | 0.00 | 0.00 | 0.00 | 0.00 |
| LIBRAMIENTO DE LAGOS DE MORENO | 94.74 | 0.00 | 0.00 | 5.26 | 0.00 | 0.00 |
| RAMAL A CERCALISA<br>X. CUATRO CAMINOS - ENT. C.(JIQUILPAN-COLIMA) | 50.00 | 0.00 | 50.00 | 0.00 | 0.00 | 0.00 |
| RAMAL SAN PEDRO<br>X. CUATRO CAMINOS - ENT. C.(JIQUILPAN-COLIMA) | 100.00 | 0.00 | 0.00 | 0.00 | 0.00 | 0.00 |
| SAN MIGUEL EL ALTO - LA BARCA<br>ATOTONILCO EL ALTO - LA BARCA | | | | | | |
| ENT. TESISTAN - ENT. MALPASO<br>ENT. C(GUAD- TESISTAN) - LIM. EDOS. JAL / ZAC | 85.71 | 0.00 | 7.14 | 7.14 | 0.00 | 0.00 |
| ENT. TESISTÁN - ENT. MALPASO<br>LIM. EDOS. ZAC/JAL - LIM. EDOS. JAL/ZAC | 100.00 | 0.00 | 0.00 | 0.00 | 0.00 | 0.00 |
| ENT. TESISTÁN - ENT. MALPASO<br>LIM. EDOS. ZAC/JAL - LIM. EDOS. JAL/ZAC | 100.00 | 0.00 | 0.00 | 0.00 | 0.00 | 0.00 |
| TEPATITLÁN - JARALILLO<br>E.C.(LAGOS DE M.-GUADALAJARA)-YAHUALICA | 82.35 | 0.00 | 0.00 | 5.88 | 0.00 | 11.76 |
| OJUELOS - AGUASCALIENTES<br>OJUELOS - LIM. EDOS. JAL / AGS | 100.00 | 0.00 | 0.00 | 0.00 | 0.00 | 0.00 |

*CAUSANTE PRINCIPAL DEL ACCIDENTE (en porcentaje)*
*( 2 0 0 6 )*

***J A L I S C O***

| CARRETERA Y TRAMO | CONDUCTOR | PEATON O PASAJERO | VEHICULO | CAMINO | IRRUPCION DE GANADO | AGENTE NATURAL |
|---|---|---|---|---|---|---|
| DOLORES HGO. - OJUELOS<br>LIM EDOS. GTO./JAL. - OJUELOS | | | | | | |
| RAMAL A TOMATLAN<br>ENT. C(MANZANILLO-PTO. VALLARTA) - TOMATLAN | 80.00 | 0.00 | 0.00 | 20.00 | 0.00 | 0.00 |
| ZAPOTLANEJO - GUADALAJARA (D)<br>ZAPOTLANEJO - GUADALAJARA | 75.00 | 7.50 | 5.00 | 7.50 | 0.00 | 5.00 |
| GUADALAJARA - COLIMA (D)<br>ACATLÁN - LIM. DE EDOS. JAL / COL | 60.00 | 0.00 | 28.00 | 4.00 | 4.00 | 4.00 |
| MARAVATIO - ZAPOTLANEJO (D)<br>LIM. DE EDOS. MICH / JAL - (474+713) | 57.14 | 7.14 | 0.00 | 28.57 | 0.00 | 7.14 |
| ZAPOTLANEJO - LAGOS DE MORENO (D)<br>ENT. ZAPOTLANEJO - ENT. EL DESPERDICIO | 56.16 | 0.00 | 15.07 | 9.59 | 0.00 | 19.18 |
| LEÓN - AGUASCALIENTES (D)<br>LIM. EDOS. GTO / JAL - ENT. EL SALVADOR | 76.47 | 0.00 | 23.53 | 0.00 | 0.00 | 0.00 |
| GUADALAJARA - TEPIC (D)<br>ENT. AMECA - LIM. EDOS. JAL / NAY | 66.67 | 0.00 | 6.67 | 0.00 | 0.00 | 26.67 |

*TOTAL DE CAUSANTES PRINCIPALES DEL ACCIDENTE (en porcentaje)*

| | | | | | | |
|---|---|---|---|---|---|---|
| **J A L I S C O** | 78.22 | 2.84 | 6.38 | 5.88 | 0.51 | 6.18 |

# *DATOS DEL LUGAR DEL ACCIDENTE Y CONTROL DEL TRANSITO*
## *( 2 0 0 6 )*

***J A L I S C O***

| CARRETERA Y TRAMO | ALINEAMIENTO VERTICAL | | | | ALINEAMIENTO HORIZONTAL | | | | | | | | | | | | CONTROL DE TRANSITO EXISTENTE | | | | | | | | | | | | |
|---|---|---|---|---|---|---|---|---|---|---|---|---|---|---|---|---|---|---|---|---|---|---|---|---|---|---|---|---|---|
| | PENDIENTE | CIMA | COLUMPIO | A NIVEL | TANGENTE | CURVA ABIERTA | CURVA CERRADA | ENTRONQUE | PUENTE O TUNEL | INTERSECCION | CALLEJON | ACCESO PRIVADO | CRUCE FFCC | ZONA PORTUARIA | TRAMO EN CONSTRUCCION | OTRO | SEÑAL INFORMATIVA | SEÑAL PREVENTIVA | SEÑAL RESTRICTIVA | SEMAFORO | AGENTE O GUARDAVIA | BARRERA O ISLETA | RAYAS LATERALES | RAYA CENTRAL | VIBRADORES | ABANDERAMIENTO | BANDEREROS | OTRO CONTROL | SIN CONTROL |
| GUADALAJARA - ENT. JOCOTEPEC<br>PERIF. GUADALAJARA - ENT. STA. ROSA | 15 | | | 64 | 75 | | 3 | | | | | | | | | 1 | 75 | 74 | 78 | | | | 73 | 73 | | | | | |
| LAGOS DE MORENO - GUADALAJARA<br>LAGOS DE MORENO - ENT. DER. TONALA | 103 | 1 | | 77 | 142 | 12 | 13 | 6 | 1 | 5 | 1 | 1 | | | | | 151 | 160 | 176 | 7 | | 11 | 161 | 166 | 4 | 7 | 1 | 5 | 3 |
| GUADALAJARA - TEPIC<br>T. DER. BASE AEREA - LIM. EDOS. JAL/NAY | 30 | | | 50 | 51 | 13 | 10 | 6 | | | | | | | | | 70 | 77 | 77 | | | 4 | 74 | 69 | | 2 | | 3 | |
| IRAPUATO - GUADALAJARA<br>LIM. EDOS. GTO/JAL. - ZAPOTLANEJO | 10 | | | 5 | 11 | 2 | 2 | | | | | | | | | | 13 | 14 | 14 | | | | 14 | 15 | 1 | | | | |
| JIQUILPAN - GUADALAJARA<br>LIM. EDOS. MICH/JAL - PERIF. GUADALAJARA | 13 | | | 37 | 34 | 3 | 7 | 4 | | 1 | | | | | | 1 | 40 | 47 | 47 | 1 | | 2 | 45 | 43 | | 2 | | | 1 |
| SANTA ROSA - LA BARCA<br>ENT. SANTA ROSA - LA BARCA | 4 | | | 7 | 9 | 1 | | | | | | 1 | | | | | 9 | 10 | 10 | | | | 11 | 11 | | | | | |
| GUADALAJARA - ZACATECAS.<br>PERIF. GUADALAJARA - LIM. EDOS. JAL/ZAC | 29 | | | 5 | 12 | 8 | 13 | 1 | | | | | | | | | 32 | 34 | 34 | 2 | | | 27 | 27 | | | | | |
| GUADALAJARA - PUERTO VALLARTA<br>AMECA - MASCOTA | 11 | | | 13 | 16 | 1 | 5 | 1 | 1 | | | | | | | | 13 | 18 | 18 | | | 1 | 17 | 21 | | 4 | | | 2 |
| JIQUILPAN - COLIMA<br>LIM. EDOS. MICH/JAL - LIM. EDOS. JAL/COL | 8 | | | 9 | 9 | 2 | 4 | | 2 | | | | | | | | 15 | 17 | 17 | | | | 12 | 16 | | | | | |
| ENT. SANTA CRUZ - MELAQUE<br>ENT. SANTA CRUZ-EC(MANZANILLO-PTO. VALLARTA) | 34 | | | 42 | 51 | 11 | 14 | | | | | | | | | | 44 | 71 | 69 | | | | 66 | 69 | | 5 | | 1 | |
| MANZANILLO - PUERTO VALLARTA<br>LIM EDOS COL/JAL - PUERTO VALLARTA | 30 | | | 24 | 26 | 6 | 19 | 1 | | 2 | | | | | | | 34 | 43 | 49 | | | | 52 | 53 | 1 | | | 4 | |
| MANZANILLO - PUERTO VALLARTA<br>RAMAL A BARRA DE NAVIDAD | | | | 2 | 2 | | | | | | | | | | | | | 1 | 1 | | | | 2 | 2 | | | | | |
| RAMAL A VILLA HIDALGO<br>LIM. EDOS. AGS./JAL. - VILLA HIDALGO | | | | | | | | | | | | | | | | | | | | | | | | | | | | | |
| RAMAL AMECA<br>ENT. C.(GUADALAJARA - TEPIC) - AMECA | 5 | 1 | | 22 | 24 | | 2 | 2 | | | | | | | | | 21 | 25 | 21 | | | 1 | 13 | 23 | | 5 | 2 | | 1 |

# *DATOS DEL LUGAR DEL ACCIDENTE Y CONTROL DEL TRANSITO*
## *( 2 0 0 6 )*

***J A L I S C O***

| CARRETERA Y TRAMO | ALINEAMIENTO VERTICAL | | | | ALINEAMIENTO HORIZONTAL | | | | | | | | | | | | CONTROL DE TRANSITO EXISTENTE | | | | | | | | | | | | |
|---|---|---|---|---|---|---|---|---|---|---|---|---|---|---|---|---|---|---|---|---|---|---|---|---|---|---|---|---|---|
| | PENDIENTE | CIMA | COLUMPIO | A NIVEL | TANGENTE | CURVA ABIERTA | CURVA CERRADA | ENTRONQUE | PUENTE O TUNEL | INTERSECCION | CALLEJON | ACCESO PRIVADO | CRUCE FFCC | ZONA PORTUARIA | TRAMO EN CONSTRUCCION | OTRO | SEÑAL INFORMATIVA | SEÑAL PREVENTIVA | SEÑAL RESTRICTIVA | SEMAFORO | AGENTE O GUARDAVIA | BARRERA O ISLETA | RAYAS LATERALES | RAYA CENTRAL | VIBRADORES | ABANDERAMIENTO | BANDEREROS | OTRO CONTROL | SIN CONTROL |
| LEÓN - AGUASCALIENTES<br>LIM. EDOS.GTO/JAL - LIM. EDOS. JAL/AGS | 17 | | | 12 | 19 | 5 | 4 | | | 1 | | | | | | | 16 | 24 | 24 | | | 1 | 21 | 26 | 1 | | | | |
| SAN LUIS POTOSÍ - LAGOS DE MORENO<br>LIM. EDOS. ZAC/JAL - LAGOS DE MORENO | 28 | 2 | | 5 | 16 | 11 | 8 | | | | | | | | | | 20 | 30 | 31 | 1 | | 1 | 31 | 34 | | | | | |
| CD. GUZMÁN - COLIMA<br>ENT. IZQ. ZAPOTILTIC - LIM. EDOS. JAL/COL | 5 | | | 4 | 5 | 2 | 1 | 1 | | | | | | | | | 8 | 8 | 8 | | | | 8 | 8 | | | | | |
| E.C.(JIQUILPAN-COLIMA) - ENT. HUESCALAPA<br>E.C.(JIQUILPAN-COLIMA)-E.C(CD. GUZMAN-COLIMA) | 1 | | 1 | | 2 | | | | | | | | | | | | 2 | 2 | 2 | | | | 2 | 2 | | | | | |
| LIBRAMIENTO DE LAGOS DE MORENO | 2 | | | 17 | 11 | 5 | | | | 3 | | | | | | | 12 | 19 | 19 | | | | 13 | 19 | 4 | | | | |
| RAMAL A CERCALISA<br>X. CUATRO CAMINOS - ENT. C.(JIQUILPAN-COLIMA) | 2 | | | | 1 | | | 1 | | | | | | | | | 2 | 2 | 2 | | | | 2 | 2 | | | | | |
| RAMAL SAN PEDRO<br>X. CUATRO CAMINOS - ENT. C.(JIQUILPAN-COLIMA) | 1 | | | | 1 | | | | | | | | | | | | 1 | 1 | 1 | | | | | 1 | | | | | |
| SAN MIGUEL EL ALTO - LA BARCA<br>ATOTONILCO EL ALTO - LA BARCA | | | | | | | | | | | | | | | | | | | | | | | | | | | | | |
| ENT. TESISTAN - ENT. MALPASO<br>ENT. C(GUAD- TESISTAN) - LIM. EDOS. JAL / ZAC | 11 | | | 3 | 9 | 2 | 3 | | | | | | | | | | 12 | 14 | 15 | | | | 16 | 16 | | | | | |
| ENT. TESISTÁN - ENT. MALPASO<br>LIM. EDOS. ZAC/JAL - LIM. EDOS. JAL/ZAC | 3 | | | 5 | 4 | 1 | 3 | | | | | | | | | | 2 | 3 | 7 | | | | 8 | 8 | | | | | |
| ENT. TESISTÁN - ENT. MALPASO<br>LIM. EDOS. ZAC/JAL - LIM. EDOS. JAL/ZAC | | | 1 | | 1 | | | | | | | | | | | | | | 1 | | | | 1 | 1 | | | | | |
| TEPATITLÁN - JARALILLO<br>E.C.(LAGOS DE M.-GUADALAJARA)-YAHUALICA | 8 | 1 | | 8 | 9 | 6 | 2 | | | | | | | | | | 14 | 17 | 17 | | | | 15 | 15 | | | | 1 | |
| OJUELOS - AGUASCALIENTES<br>OJUELOS - LIM. EDOS. JAL / AGS | 6 | | | 4 | 3 | 3 | 4 | | | | | | | | | | 8 | 8 | 9 | | | 1 | 9 | 9 | | | | | |

# *DATOS DEL LUGAR DEL ACCIDENTE Y CONTROL DEL TRANSITO*
## *( 2 0 0 6 )*

***J A L I S C O***

| CARRETERA Y TRAMO | ALINEAMIENTO VERTICAL | | | | ALINEAMIENTO HORIZONTAL | | | | | | | | | | | | CONTROL DE TRANSITO EXISTENTE | | | | | | | | | | | | |
|---|---|---|---|---|---|---|---|---|---|---|---|---|---|---|---|---|---|---|---|---|---|---|---|---|---|---|---|---|---|
| | PENDIENTE | CIMA | COLUMPIO | A NIVEL | TANGENTE | CURVA ABIERTA | CURVA CERRADA | ENTRONQUE | PUENTE O TUNEL | INTERSECCION | CALLEJON | ACCESO PRIVADO | CRUCE FFCC | ZONA PORTUARIA | TRAMO EN CONSTRUCCION | OTRO | SEÑAL INFORMATIVA | SEÑAL PREVENTIVA | SEÑAL RESTRICTIVA | SEMAFORO | AGENTE O GUARDAVIA | BARRERA O ISLETA | RAYAS LATERALES | RAYA CENTRAL | VIBRADORES | ABANDERAMIENTO | BANDEREROS | OTRO CONTROL | SIN CONTROL |
| DOLORES HGO. - OJUELOS<br>LIM EDOS. GTO./JAL. - OJUELOS | | | | | | | | | | | | | | | | | | | | | | | | | | | | | |
| RAMAL A TOMATLAN<br>ENT. C(MANZANILLO-PTO. VALLARTA) - TOMATLAN | 1 | | | 4 | 5 | | | | | | | | | | | | 4 | 5 | 5 | | | | 4 | 4 | | | | 1 | |
| ZAPOTLANEJO - GUADALAJARA (D)<br>ZAPOTLANEJO - GUADALAJARA | 22 | | | 18 | 30 | 5 | | | 4 | 1 | | | | | | | 38 | 40 | 40 | | | 1 | 34 | 35 | | 4 | | 2 | 2 |
| GUADALAJARA - COLIMA (D)<br>ACATLÁN - LIM. DE EDOS. JAL / COL | 6 | | | 19 | 22 | 1 | | 1 | 1 | | | | | | | | 25 | 25 | 25 | | | | 24 | 24 | | | | 2 | |
| MARAVATIO - ZAPOTLANEJO (D)<br>LIM. DE EDOS. MICH / JAL - (474+713) | 8 | | | 6 | 12 | 1 | | | 1 | | | | | | | | 14 | 14 | 14 | | | | 14 | 13 | | 1 | | | |
| ZAPOTLANEJO - LAGOS DE MORENO (D)<br>ENT. ZAPOTLANEJO - ENT. EL DESPERDICIO | 43 | 2 | | 28 | 65 | 4 | 3 | 1 | | | | | | | | | 71 | 73 | 73 | 1 | | 35 | 70 | 70 | 4 | 5 | | 1 | |
| LEÓN - AGUASCALIENTES (D)<br>LIM. EDOS. GTO / JAL - ENT. EL SALVADOR | 10 | | | 7 | 15 | | 2 | | | | | | | | | | 16 | 17 | 17 | | | 2 | 17 | 17 | | | | | |
| GUADALAJARA - TEPIC (D)<br>ENT. AMECA - LIM. EDOS. JAL / NAY | 12 | | | 3 | 10 | | 5 | | | | | | | | | | 14 | 15 | 15 | | | 11 | 13 | 13 | | 2 | 1 | | |

*TOTAL DATOS DEL LUGAR DEL ACCIDENTE Y CONTROL DEL TRANSITO*

| | | | | | | | | | | | | | | | | | | | | | | | | | | | | | |
|---|---|---|---|---|---|---|---|---|---|---|---|---|---|---|---|---|---|---|---|---|---|---|---|---|---|---|---|---|---|
| **J A L I S C O** | 478 | 7 | 2 | 500 | 702 | 105 | 127 | 25 | 10 | 13 | 1 | 2 | | | | 2 | 796 | 908 | 936 | 12 | | 71 | 869 | 905 | 15 | 37 | 4 | 20 | 9 |

# *CIRCUNSTANCIAS QUE CONTRIBUYERON AL ACCIDENTE*
## *( 2 0 0 6 )*

***J A L I S C O***

| CARRETERA Y TRAMO | DEL CONDUCTOR O PEATON | | | | | | | | | | | | | | DEL VEHICULO | | | | | | | | | | DEL CAMINO | | | | | | | AGENTE NATURAL | | | | | |
|---|---|---|---|---|---|---|---|---|---|---|---|---|---|---|---|---|---|---|---|---|---|---|---|---|---|---|---|---|---|---|---|---|---|---|---|---|
| | IMPRUDENCIA O INTENCION | VELOCIDAD EXCESIVA | INVADIO CARRIL CONTRARIO | REBASO INDEBIDAMENTE | NO RESPETO LA SEÑAL DE ALTO | NO RESPETO SEMAFORO | NO CEDIO EL PASO | NO GUARDO DISTANCIA | VIRO INDEBIDAMENTE | MAL ESTACIONADO | ESTADO DE EBRIEDAD | BAJO EFECTOS DE DROGA | DORMITANDO | DESLUMBRAMIENTO | LLANTAS | FRENOS | DIRECCION | SUSPENSION | LUCES | EJES | TRANSMISION | MOTOR | SOBRECUPO O SOBRECARGA | EXCESO DE DIMENSIONES | IRRUPCION DE GANADO | DESPERFECTOS | FALTA DE SEÑALES | OBJETOS EN EL CAMINO | MOJADO | RESBALOSO | OTROS | LLUVIA | NIEVE O GRANIZO | NIEBLA O HUMO | TOLVANERA | VIENTOS FUERTES | OTROS |
| GUADALAJARA - ENT. JOCOTEPEC<br>PERIF. GUADALAJARA - ENT. STA. ROSA | 2 | 44 | 2 | | | | 4 | 9 | | 2 | 1 | | 1 | | 3 | 2 | | | | 1 | | 1 | | | 1 | | | | 3 | 1 | 1 | 1 | | | | | |
| LAGOS DE MORENO - GUADALAJARA<br>LAGOS DE MORENO - ENT. DER. TONALA | 2 | 88 | 32 | 6 | | | | 9 | 6 | 3 | 6 | | 3 | 3 | 1 | 1 | 2 | | | | | 1 | | | 1 | 3 | 2 | 2 | 1 | 2 | | 7 | | | | | |
| GUADALAJARA - TEPIC<br>T. DER. BASE AEREA - LIM. EDOS. JAL/NAY | | 37 | 13 | 4 | | | 4 | 5 | 4 | | | | 3 | | 3 | | 1 | | | | | | | | 1 | | | | 1 | 1 | | 3 | | | | | |
| IRAPUATO - GUADALAJARA<br>LIM. EDOS. GTO/JAL. - ZAPOTLANEJO | 1 | 7 | 1 | | | | | 1 | | | 1 | | 2 | | | 1 | | | | | | | | | | | | | | 1 | | | | | | | |
| JIQUILPAN - GUADALAJARA<br>LIM. EDOS. MICH/JAL - PERIF. GUADALAJARA | 3 | 23 | 8 | 1 | | 1 | 2 | 2 | 1 | 1 | 1 | | | | 1 | | | | | | | | | | | 1 | | | | | | 5 | | | | | |
| SANTA ROSA - LA BARCA<br>ENT. SANTA ROSA - LA BARCA | | 4 | 1 | 1 | | | 1 | | 1 | | | | | | 1 | | | | | | | | | | | | | | | | | 2 | | | | | |
| GUADALAJARA - ZACATECAS.<br>PERIF. GUADALAJARA - LIM. EDOS. JAL/ZAC | 1 | 14 | 7 | | | | 1 | 1 | | | | | | | 1 | | | | | | | | | | | | | 1 | 1 | 1 | | 6 | | | | | |
| GUADALAJARA - PUERTO VALLARTA<br>AMECA - MASCOTA | | 8 | 4 | 1 | | | 1 | 1 | 1 | | | | | | | | 1 | | | | | | | | | 1 | 2 | | 1 | | 2 | 1 | | | | | |
| JIQUILPAN - COLIMA<br>LIM. EDOS. MICH/JAL - LIM. EDOS. JAL/COL | 2 | 7 | 4 | 2 | | | 1 | | 1 | | | | | | | | | | | | | | | | | | | | | | | | | | | | |
| ENT. SANTA CRUZ - MELAQUE<br>ENT. SANTA CRUZ-EC(MANZANILLO-PTO. VALLARTA) | 4 | 32 | 11 | 2 | | | 1 | 1 | 2 | | 6 | | | | 2 | 2 | 1 | | 1 | | | | | | | 1 | | | 1 | 1 | 2 | 6 | | | | | |
| MANZANILLO - PUERTO VALLARTA<br>LIM EDOS COL/JAL - PUERTO VALLARTA | 3 | 23 | 11 | 1 | 1 | | 2 | 2 | 1 | | 1 | | 1 | | | 1 | | | | | | | | | 1 | | | | 1 | | | 5 | | | | | |
| MANZANILLO - PUERTO VALLARTA<br>RAMAL A BARRA DE NAVIDAD | 1 | 1 | | | | | | | | | | | | | | | | | | | | | | | | | | | | | | | | | | | |
| RAMAL A VILLA HIDALGO<br>LIM. EDOS. AGS./JAL. - VILLA HIDALGO | | | | | | | | | | | | | | | | | | | | | | | | | | | | | | | | | | | | | |
| RAMAL AMECA<br>ENT. C.(GUADALAJARA - TEPIC) - AMECA | 3 | 11 | 3 | 1 | | | 1 | 1 | 1 | | 2 | | 2 | | 1 | | | | | | | | | | | | | | | | | 2 | | | | | |

# *CIRCUNSTANCIAS QUE CONTRIBUYERON AL ACCIDENTE*
## *( 2 0 0 6 )*

***J A L I S C O***

| CARRETERA Y TRAMO | DEL CONDUCTOR O PEATON | | | | | | | | | | | | | | DEL VEHICULO | | | | | | | | | | DEL CAMINO | | | | | | | AGENTE NATURAL | | | | | |
|---|---|---|---|---|---|---|---|---|---|---|---|---|---|---|---|---|---|---|---|---|---|---|---|---|---|---|---|---|---|---|---|---|---|---|---|---|
| | IMPRUDENCIA O INTENCION | VELOCIDAD EXCESIVA | INVADIO CARRIL CONTRARIO | REBASO INDEBIDAMENTE | NO RESPETO LA SEÑAL DE ALTO | NO RESPETO SEMAFORO | NO CEDIO EL PASO | NO GUARDO DISTANCIA | VIRO INDEBIDAMENTE | MAL ESTACIONADO | ESTADO DE EBRIEDAD | BAJO EFECTOS DE DROGA | DORMITANDO | DESLUMBRAMIENTO | LLANTAS | FRENOS | DIRECCION | SUSPENSION | LUCES | EJES | TRANSMISION | MOTOR | SOBRECUPO O SOBRECARGA | EXCESO DE DIMENSIONES | IRRUPCION DE GANADO | DESPERFECTOS | FALTA DE SEÑALES | OBJETOS EN EL CAMINO | MOJADO | RESBALOSO | OTROS | LLUVIA | NIEVE O GRANIZO | NIEBLA O HUMO | TOLVANERA | VIENTOS FUERTES | OTROS |
| LEÓN - AGUASCALIENTES<br>LIM. EDOS.GTO/JAL - LIM. EDOS. JAL/AGS | 1 | 8 | 10 | 3 | | | 1 | 1 | | | 2 | | | | | | | | | | | 1 | | | | | | 1 | | 1 | | | | | | | |
| SAN LUIS POTOSÍ - LAGOS DE MORENO<br>LIM. EDOS. ZAC/JAL - LAGOS DE MORENO | 1 | 19 | 7 | 2 | | | | | | | | | 1 | | 2 | 2 | | | | | | | | | | | | | | 1 | | | | | | | |
| CD. GUZMÁN - COLIMA<br>ENT. IZQ. ZAPOTILTIC - LIM. EDOS. JAL/COL | | 3 | 2 | | | | | 1 | | | | | | | 1 | 1 | | | | | | | | | | | | | | | 1 | | | | | | |
| E.C.(JIQUILPAN-COLIMA) - ENT. HUESCALAPA<br>E.C.(JIQUILPAN-COLIMA)-E.C(CD. GUZMAN-COLIMA) | | 1 | | | | | | 1 | | | | | | | | | | | | | | | | | | | | | | | | | | | | | |
| LIBRAMIENTO DE LAGOS DE MORENO | | 6 | 5 | 1 | 2 | | 2 | 1 | | 1 | | | | | | | | | | | | | | | | | | | | 1 | | | | | | | |
| RAMAL A CERCALISA<br>X. CUATRO CAMINOS - ENT. C.(JIQUILPAN-COLIMA) | | | | 1 | | | | | | | | | | | 1 | | | | | | | | | | | | | | | | | | | | | | |
| RAMAL SAN PEDRO<br>X. CUATRO CAMINOS - ENT. C.(JIQUILPAN-COLIMA) | | 1 | | | | | | | | | | | | | | | | | | | | | | | | | | | | | | | | | | | |
| SAN MIGUEL EL ALTO - LA BARCA<br>ATOTONILCO EL ALTO - LA BARCA | | | | | | | | | | | | | | | | | | | | | | | | | | | | | | | | | | | | | |
| ENT. TESISTAN - ENT. MALPASO<br>ENT. C(GUAD- TESISTAN) - LIM. EDOS. JAL / ZAC | | 6 | 5 | 1 | | | | | | | | | | | | 1 | | | | | | | | | | | | 1 | | | | | | | | | |
| ENT. TESISTÁN - ENT. MALPASO<br>LIM. EDOS. ZAC/JAL - LIM. EDOS. JAL/ZAC | | 6 | 2 | | | | | | | | | | | | | | | | | | | | | | | | | | | | | | | | | | |
| ENT. TESISTÁN - ENT. MALPASO<br>LIM. EDOS. ZAC/JAL - LIM. EDOS. JAL/ZAC | | 1 | | | | | | | | | | | | | | | | | | | | | | | | | | | | | | | | | | | |
| TEPATITLÁN - JARALILLO<br>E.C.(LAGOS DE M.-GUADALAJARA)-YAHUALICA | | 7 | 3 | 2 | | | | 1 | | | | | | 1 | | | | | | | | | | | | 1 | | | | | | 2 | | | | | |
| OJUELOS - AGUASCALIENTES<br>OJUELOS - LIM. EDOS. JAL / AGS | | 4 | 3 | 2 | | | | 1 | | | | | | | | | | | | | | | | | | | | | | | | | | | | | |

# *CIRCUNSTANCIAS QUE CONTRIBUYERON AL ACCIDENTE*
## *( 2 0 0 6 )*

***J A L I S C O***

| CARRETERA Y TRAMO | DEL CONDUCTOR O PEATON | | | | | | | | | | | | | | DEL VEHICULO | | | | | | | | | | DEL CAMINO | | | | | | | AGENTE NATURAL | | | | | |
|---|---|---|---|---|---|---|---|---|---|---|---|---|---|---|---|---|---|---|---|---|---|---|---|---|---|---|---|---|---|---|---|---|---|---|---|---|
| | IMPRUDENCIA O INTENCION | VELOCIDAD EXCESIVA | INVADIO CARRIL CONTRARIO | REBASO INDEBIDAMENTE | NO RESPETO LA SEÑAL DE ALTO | NO RESPETO SEMAFORO | NO CEDIO EL PASO | NO GUARDO DISTANCIA | VIRO INDEBIDAMENTE | MAL ESTACIONADO | ESTADO DE EBRIEDAD | BAJO EFECTOS DE DROGA | DORMITANDO | DESLUMBRAMIENTO | LLANTAS | FRENOS | DIRECCION | SUSPENSION | LUCES | EJES | TRANSMISION | MOTOR | SOBRECUPO O SOBRECARGA | EXCESO DE DIMENSIONES | IRRUPCION DE GANADO | DESPERFECTOS | FALTA DE SEÑALES | OBJETOS EN EL CAMINO | MOJADO | RESBALOSO | OTROS | LLUVIA | NIEVE O GRANIZO | NIEBLA O HUMO | TOLVANERA | VIENTOS FUERTES | OTROS |
| DOLORES HGO. - OJUELOS<br>LIM EDOS. GTO./JAL. - OJUELOS | | | | | | | | | | | | | | | | | | | | | | | | | | | | | | | | | | | | |
| RAMAL A TOMATLAN<br>ENT. C(MANZANILLO-PTO. VALLARTA) - TOMATLAN | | 4 | | | | | | | | | | | | | | | | | | | | | | | | | | | | 1 | | | | | | |
| ZAPOTLANEJO - GUADALAJARA (D)<br>ZAPOTLANEJO - GUADALAJARA | 3 | 18 | 1 | | | | 3 | 4 | 1 | | | 1 | 2 | | 2 | | | | | | | | | | | 1 | 1 | | | 1 | | 2 | | | | | |
| GUADALAJARA - COLIMA (D)<br>ACATLÁN - LIM. DE EDOS. JAL / COL | | 7 | | | 1 | | | 2 | 1 | 1 | 1 | | 2 | | 4 | 1 | 1 | | | | | 1 | | | 1 | | | 1 | | | | | | | | | 1 |
| MARAVATIO - ZAPOTLANEJO (D)<br>LIM. DE EDOS. MICH / JAL - (474+713) | 1 | 6 | | | | | | 1 | | | | | 1 | | | | | | | | | | | | | 1 | | 2 | 1 | | | 1 | | | | | |
| ZAPOTLANEJO - LAGOS DE MORENO (D)<br>ENT. ZAPOTLANEJO - ENT. EL DESPERDICIO | | 28 | 1 | | | | 1 | 4 | | 2 | | | 5 | | 9 | 2 | | | | | | | | | | 1 | | 1 | 3 | 2 | | 13 | | 1 | | | |
| LEÓN - AGUASCALIENTES (D)<br>LIM. EDOS. GTO / JAL - ENT. EL SALVADOR | | 11 | | | | | | 2 | | | | | | | 2 | | 1 | 1 | | | | | | | | | | | | | | | | | | | |
| GUADALAJARA - TEPIC (D)<br>ENT. AMECA - LIM. EDOS. JAL / NAY | | 9 | | | | | | 1 | | | | | | | | | | | 1 | | | | | | | | | | | | | 4 | | | | | |

*TOTAL DE CIRCUNSTANCIAS QUE CONTRIBUYERON AL ACCIDENTE*

| | | | | | | | | | | | | | | | | | | | | | | | | | | | | | | | | | | | | | |
|---|---|---|---|---|---|---|---|---|---|---|---|---|---|---|---|---|---|---|---|---|---|---|---|---|---|---|---|---|---|---|---|---|---|---|---|---|---|
| **J A L I S C O** | 28 | 444 | 136 | 31 | 4 | 1 | 25 | 52 | 20 | 10 | 21 | 1 | 23 | 4 | 34 | 14 | 7 | 1 | 2 | 1 | | 4 | | | 5 | 10 | 5 | 9 | 13 | 14 | 6 | 60 | | 1 | | | 1 |

# *ACCIDENTES POR TIPO DE VEHICULO*
## *( 2 0 0 6 )*

***J A L I S C O***

| CARRETERA Y TRAMO | # DE ACC. | ACCIDENTES POR TIPO DE VEHICULO | | | | | | | | | | | | | | | | | | | | | | | |
|---|---|---|---|---|---|---|---|---|---|---|---|---|---|---|---|---|---|---|---|---|---|---|---|---|---|
| | | A | A-A | A-B | A-C | A-B-C | B | B-B | B-C | C | C-C | A-M | A-O | A-B-O | A-C-O | A-M-O | B-M | B-O | C-M | C-O | M | M-M | M-O | O | O-O |
| GUADALAJARA - ENT. JOCOTEPEC<br>PERIF. GUADALAJARA - ENT. STA. ROSA | 79 | 27 | 29 | 2 | 10 | | 1 | | 1 | 6 | | | | | | | 2 | | | | 1 | | | | |
| LAGOS DE MORENO - GUADALAJARA<br>LAGOS DE MORENO - ENT. DER. TONALA | 181 | 48 | 52 | 4 | 27 | 1 | | | 3 | 25 | 7 | 5 | | | | | 1 | | 1 | 1 | 5 | | 1 | | |
| GUADALAJARA - TEPIC<br>T. DER. BASE AEREA - LIM. EDOS. JAL/NAY | 80 | 26 | 25 | | 14 | 1 | | | | 8 | 2 | 1 | | | | | | | 1 | | 2 | | | | |
| IRAPUATO - GUADALAJARA<br>LIM. EDOS. GTO/JAL. - ZAPOTLANEJO | 15 | 8 | 4 | | 1 | | | | | 2 | | | | | | | | | | | | | | | |
| JIQUILPAN - GUADALAJARA<br>LIM. EDOS. MICH/JAL - PERIF. GUADALAJARA | 50 | 13 | 21 | 2 | 8 | | 1 | | | 4 | | | | | | | | | | | | 1 | | | |
| SANTA ROSA - LA BARCA<br>ENT. SANTA ROSA - LA BARCA | 11 | 3 | 3 | 1 | 3 | | | | | 1 | | | | | | | | | | | | | | | |
| GUADALAJARA - ZACATECAS.<br>PERIF. GUADALAJARA - LIM. EDOS. JAL/ZAC | 34 | 9 | 17 | 1 | 2 | | 2 | | | 3 | | | | | | | | | | | | | | | |
| GUADALAJARA - PUERTO VALLARTA<br>AMECA - MASCOTA | 24 | 7 | 11 | 1 | 2 | | 1 | | | 1 | 1 | | | | | | | | | | | | | | |
| JIQUILPAN - COLIMA<br>LIM. EDOS. MICH/JAL - LIM. EDOS. JAL/COL | 17 | 4 | 4 | 0 | 4 | 0 | 0 | 0 | 0 | 3 | 2 | 0 | 0 | 0 | 0 | 0 | 0 | 0 | 0 | 0 | 0 | 0 | 0 | 0 | 0 |
| ENT. SANTA CRUZ - MELAQUE<br>ENT. SANTA CRUZ-EC(MANZANILLO-PTO. VALLARTA) | 76 | 27 | 23 | 1 | 13 | | 1 | | | 8 | | | 1 | | | | 1 | | | | 1 | | | | |
| MANZANILLO - PUERTO VALLARTA<br>LIM EDOS COL/JAL - PUERTO VALLARTA | 54 | 24 | 15 | | 4 | | | | 2 | 5 | | | | | | | | | | | 3 | | 1 | | |
| MANZANILLO - PUERTO VALLARTA<br>RAMAL A BARRA DE NAVIDAD | 2 | | | | | | | | | | | 1 | | | | | | | | | 1 | | | | |
| RAMAL A VILLA HIDALGO<br>LIM. EDOS. AGS./JAL. - VILLA HIDALGO | | | | | | | | | | | | | | | | | | | | | | | | | |
| RAMAL AMECA<br>ENT. C.(GUADALAJARA - TEPIC) - AMECA | 28 | 8 | 14 | 1 | 3 | | | | | 1 | | | | | | | | | | | 1 | | | | |

# *ACCIDENTES POR TIPO DE VEHICULO*
## *( 2 0 0 6 )*

***J A L I S C O***

| CARRETERA Y TRAMO | # DE ACC. | ACCIDENTES POR TIPO DE VEHICULO | | | | | | | | | | | | | | | | | | | | | | | |
|---|---|---|---|---|---|---|---|---|---|---|---|---|---|---|---|---|---|---|---|---|---|---|---|---|---|
| | | A | A-A | A-B | A-C | A-B-C | B | B-B | B-C | C | C-C | A-M | A-O | A-B-O | A-C-O | A-M-O | B-M | B-O | C-M | C-O | M | M-M | M-O | O | O-O |
| LEÓN - AGUASCALIENTES<br>LIM. EDOS.GTO/JAL - LIM. EDOS. JAL/AGS | 29 | 5 | 10 | 1 | 6 | | | | | 4 | 1 | | | | | | | | | | 1 | | | 1 | |
| SAN LUIS POTOSÍ - LAGOS DE MORENO<br>LIM. EDOS. ZAC/JAL - LAGOS DE MORENO | 35 | 8 | 2 | | 5 | | 2 | | 1 | 14 | 2 | 1 | | | | | | | | | | | | | |
| CD. GUZMÁN - COLIMA<br>ENT. IZQ. ZAPOTILTIC - LIM. EDOS. JAL/COL | 9 | 3 | 2 | | 3 | | | | | 1 | | | | | | | | | | | | | | | |
| E.C.(JIQUILPAN-COLIMA) - ENT. HUESCALAPA<br>E.C.(JIQUILPAN-COLIMA)-E.C(CD. GUZMAN-COLIMA) | 2 | 2 | | | | | | | | | | | | | | | | | | | | | | | |
| LIBRAMIENTO DE LAGOS DE MORENO | 19 | 4 | 4 | | 4 | | | | 1 | 1 | 5 | | | | | | | | | | | | | | |
| RAMAL A CERCALISA<br>X. CUATRO CAMINOS - ENT. C.(JIQUILPAN-COLIMA) | 2 | 2 | | | | | | | | | | | | | | | | | | | | | | | |
| RAMAL SAN PEDRO<br>X. CUATRO CAMINOS - ENT. C.(JIQUILPAN-COLIMA) | 1 | | 1 | | | | | | | | | | | | | | | | | | | | | | |
| SAN MIGUEL EL ALTO - LA BARCA<br>ATOTONILCO EL ALTO - LA BARCA | | | | | | | | | | | | | | | | | | | | | | | | | |
| ENT. TESISTAN - ENT. MALPASO<br>ENT. C(GUAD- TESISTAN) - LIM. EDOS. JAL / ZAC | 14 | 6 | 4 | | 1 | | | | | 3 | | | | | | | | | | | | | | | |
| ENT. TESISTÁN - ENT. MALPASO<br>LIM. EDOS. ZAC/JAL - LIM. EDOS. JAL/ZAC | 8 | 4 | 4 | | | | | | | | | | | | | | | | | | | | | | |
| ENT. TESISTÁN - ENT. MALPASO<br>LIM. EDOS. ZAC/JAL - LIM. EDOS. JAL/ZAC | 1 | 1 | | | | | | | | | | | | | | | | | | | | | | | |
| TEPATITLÁN - JARALILLO<br>E.C.(LAGOS DE M.-GUADALAJARA)-YAHUALICA | 17 | 8 | 4 | 1 | 1 | | | | | 2 | | | | | | | | | | | 1 | | | | |
| OJUELOS - AGUASCALIENTES<br>OJUELOS - LIM. EDOS. JAL / AGS | 10 | 2 | 2 | | 1 | | | | | 4 | 1 | | | | | | | | | | | | | | |

# *ACCIDENTES POR TIPO DE VEHICULO*
## *( 2 0 0 6 )*

***J A L I S C O***

| CARRETERA Y TRAMO | # DE ACC. | ACCIDENTES POR TIPO DE VEHICULO | | | | | | | | | | | | | | | | | | | | | | | |
|---|---|---|---|---|---|---|---|---|---|---|---|---|---|---|---|---|---|---|---|---|---|---|---|---|---|
| | | A | A-A | A-B | A-C | A-B-C | B | B-B | B-C | C | C-C | A-M | A-O | A-B-O | A-C-O | A-M-O | B-M | B-O | C-M | C-O | M | M-M | M-O | O | O-O |
| DOLORES HGO. - OJUELOS<br>LIM EDOS. GTO./JAL. - OJUELOS | | | | | | | | | | | | | | | | | | | | | | | | | |
| RAMAL A TOMATLAN<br>ENT. C(MANZANILLO-PTO. VALLARTA) - TOMATLAN | 5 | 3 | 1 | | | | | | | | | | | | | | | | | | | | | 1 | |
| ZAPOTLANEJO - GUADALAJARA (D)<br>ZAPOTLANEJO - GUADALAJARA | 40 | 23 | 9 | | 3 | 1 | | | | 3 | 1 | | | | | | | | | | | | | | |
| GUADALAJARA - COLIMA (D)<br>ACATLÁN - LIM. DE EDOS. JAL / COL | 25 | 16 | 2 | | 1 | | | | 2 | 4 | | | | | | | | | | | | | | | |
| MARAVATIO - ZAPOTLANEJO (D)<br>LIM. DE EDOS. MICH / JAL - (474+713) | 14 | 10 | | | 1 | | 1 | | 1 | 1 | | | | | | | | | | | | | | | |
| ZAPOTLANEJO - LAGOS DE MORENO (D)<br>ENT. ZAPOTLANEJO - ENT. EL DESPERDICIO | 73 | 39 | 4 | | 4 | | | | 3 | 11 | 11 | | | | | | | | | 1 | | | | | |
| LEÓN - AGUASCALIENTES (D)<br>LIM. EDOS. GTO / JAL - ENT. EL SALVADOR | 17 | 8 | | | 1 | | | | 2 | 4 | 2 | | | | | | | | | | | | | | |
| GUADALAJARA - TEPIC (D)<br>ENT. AMECA - LIM. EDOS. JAL / NAY | 15 | 9 | 1 | | 2 | | | | | 3 | | | | | | | | | | | | | | | |

## *TOTAL DE ACCIDENTES POR TIPO DE VEHICULO*

| | | | | | | | | | | | | | | | | | | | | | | | | | |
|---|---|---|---|---|---|---|---|---|---|---|---|---|---|---|---|---|---|---|---|---|---|---|---|---|---|
| TOTALES | 987 | 357 | 268 | 15 | 124 | 3 | 9 | | 16 | 122 | 35 | 8 | 1 | | | | 4 | | 2 | 1 | 17 | 1 | 2 | 2 | |
| PORCENTAJES | 100.00 | 36.17 | 27.15 | 1.52 | 12.56 | 0.30 | 0.91 | 0.00 | 1.62 | 12.36 | 3.55 | 0.81 | 0.10 | 0.00 | 0.00 | 0.00 | 0.41 | 0.00 | 0.20 | 0.10 | 1.72 | 0.10 | 0.20 | 0.20 | 0.00 |

**TIPO DE VEHICULO**

A.- AUTOMOVIL Y PICK-UP
B.- AUTOBUSES
C.- CAMION SENCILLO Y COMBINADO
M.- MOTOCICLETAS Y BICICLETAS
O.- OTROS (MAQ. AGRICOLA, DE CONST, TREN, VEH. FUGADOS DEL SITIO)

# *TIPO DE VEHICULOS INVOLUCRADOS*

## *( 2 0 0 6 )*

***J A L I S C O***

| CARRETERA Y TRAMO | TIPO DE VEHICULOS INVOLUCRADOS | | | | | | | | | | | | | | | | | | | | | | | | | | | | | | | | | | | | | | | | | | | | | | | | TOTAL DE VEH. |
|---|---|---|---|---|---|---|---|---|---|---|---|---|---|---|---|---|---|---|---|---|---|---|---|---|---|---|---|---|---|---|---|---|---|---|---|---|---|---|---|---|---|---|---|---|---|---|---|---|---|
| | A | A-A | | A-B | | A-C | | A-B-C | | | B | B-B | | B-C | | C | C-C | | A-M | | A-O | | A-B-O | | | A-C-O | | | A-M-O | | | B-M | | B-O | | C-M | | C-O | | M | M-M | | M-O | | O | O-O | | |
| GUADALAJARA - ENT. JOCOTEPEC<br>PERIF. GUADALAJARA - ENT. STA. ROSA | 27 | 34 | 34 | 2 | 2 | 11 | 12 | | | | 1 | | | 1 | 1 | 6 | | | | | | | | | | | | | | | | 2 | 2 | | | | | | | 1 | | | | | | | | 136 |
| LAGOS DE MORENO - GUADALAJARA<br>LAGOS DE MORENO - ENT. DER. TONALA | 48 | 55 | 53 | 4 | 4 | 31 | 28 | 1 | 1 | 1 | | | | 2 | 2 | 25 | 8 | 7 | 5 | 5 | | | | | | | | | | | | 1 | 1 | | | 1 | 1 | 1 | 1 | 5 | | | 1 | 1 | | | | 293 |
| GUADALAJARA - TEPIC<br>T. DER. BASE AEREA - LIM. EDOS. JAL/NAY | 26 | 27 | 28 | | | 16 | 14 | 1 | 1 | 1 | | | | | | 8 | 2 | 2 | 1 | 1 | | | | | | | | | | | | | | | | 1 | 1 | | | 2 | | | | | | | | 132 |
| IRAPUATO - GUADALAJARA<br>LIM. EDOS. GTO/JAL. - ZAPOTLANEJO | 8 | 4 | 4 | | | 1 | 1 | | | | | | | | | 2 | | | | | | | | | | | | | | | | | | | | | | | | | | | | | | | | 20 |
| JIQUILPAN - GUADALAJARA<br>LIM. EDOS. MICH/JAL - PERIF. GUADALAJARA | 13 | 23 | 23 | 2 | 2 | 8 | 8 | | | | 1 | | | | | 4 | | | | | | | | | | | | | | | | | | | | | | | | | 1 | 1 | | | | | | 86 |
| SANTA ROSA - LA BARCA<br>ENT. SANTA ROSA - LA BARCA | 3 | 3 | 3 | 1 | 1 | 3 | 3 | | | | | | | | | 1 | | | | | | | | | | | | | | | | | | | | | | | | | | | | | | | | 18 |
| GUADALAJARA - ZACATECAS.<br>PERIF. GUADALAJARA - LIM. EDOS. JAL/ZAC | 9 | 17 | 20 | 2 | 1 | 2 | 2 | | | | 2 | | | | | 3 | | | | | | | | | | | | | | | | | | | | | | | | | | | | | | | | 58 |
| GUADALAJARA - PUERTO VALLARTA<br>AMECA - MASCOTA | 7 | 12 | 11 | 1 | 1 | 2 | 2 | | | | 1 | | | | | 1 | 1 | 1 | | | | | | | | | | | | | | | | | | | | | | | | | | | | | | | 40 |
| JIQUILPAN - COLIMA<br>LIM. EDOS. MICH/JAL - LIM. EDOS. JAL/COL | 4 | 4 | 4 | 0 | 0 | 4 | 4 | 0 | 0 | 0 | 0 | 0 | 0 | 0 | 0 | 3 | 2 | 2 | 0 | 0 | 0 | 0 | 0 | 0 | 0 | 0 | 0 | 0 | 0 | 0 | 0 | 0 | 0 | 0 | 0 | 0 | 0 | 0 | 0 | 0 | 0 | 0 | 0 | 0 | 0 | 0 | 0 | 27 |
| ENT. SANTA CRUZ - MELAQUE<br>ENT. SANTA CRUZ-EC(MANZANILLO-PTO. VALLARTA) | 27 | 23 | 25 | 2 | 1 | 16 | 13 | | | | 1 | | | | | 8 | | | | | 3 | 1 | | | | | | | | | | 1 | 1 | | | | | | | 1 | | | | | | | | 123 |
| MANZANILLO - PUERTO VALLARTA<br>LIM EDOS COL/JAL - PUERTO VALLARTA | 24 | 15 | 16 | | | 4 | 4 | | | | | | | 2 | 2 | 5 | | | | | | | | | | | | | | | | | | | | | | | | 3 | | | 1 | 1 | | | | 77 |
| MANZANILLO - PUERTO VALLARTA<br>RAMAL A BARRA DE NAVIDAD | | | | | | | | | | | | | | | | | | | 1 | 1 | | | | | | | | | | | | | | | | | | | | 1 | | | | | | | | 3 |
| RAMAL A VILLA HIDALGO<br>LIM. EDOS. AGS./JAL. - VILLA HIDALGO | | | | | | | | | | | | | | | | | | | | | | | | | | | | | | | | | | | | | | | | | | | | | | | | |
| RAMAL AMECA<br>ENT. C.(GUADALAJARA - TEPIC) - AMECA | 8 | 16 | 15 | 1 | 1 | 4 | 3 | | | | | | | | | 1 | | | | | | | | | | | | | | | | | | | | | | | | 1 | | | | | | | | 50 |

# *TIPO DE VEHICULOS INVOLUCRADOS*

## *( 2 0 0 6 )*

***J A L I S C O***

| CARRETERA Y TRAMO | TIPO DE VEHICULOS INVOLUCRADOS | | | | | | | | | | | | | | | | | | | | | | | | | | | | | | | | | | | | | | | | | | | | | | | | TOTAL DE VEH. |
|---|---|---|---|---|---|---|---|---|---|---|---|---|---|---|---|---|---|---|---|---|---|---|---|---|---|---|---|---|---|---|---|---|---|---|---|---|---|---|---|---|---|---|---|---|---|---|---|---|---|
| | A | A-A | | A-B | | A-C | | A-B-C | | | B | B-B | | B-C | | C | C-C | | A-M | | A-O | | A-B-O | | | A-C-O | | | A-M-O | | | B-M | | B-O | | C-M | | C-O | | M | M-M | | M-O | | O | O-O | | |
| LEÓN - AGUASCALIENTES<br>LIM. EDOS.GTO/JAL - LIM. EDOS. JAL/AGS | 5 | 12 | 10 | 1 | 1 | 7 | 6 | | | | | | | | | 4 | 1 | 1 | | | | | | | | | | | | | | | | | | | | | 1 | | | | | 1 | | | 50 |
| SAN LUIS POTOSÍ - LAGOS DE MORENO<br>LIM. EDOS. ZAC/JAL - LAGOS DE MORENO | 8 | 2 | 2 | | | 5 | 6 | | | | 2 | | | 1 | 1 | 14 | 2 | 2 | 1 | 1 | | | | | | | | | | | | | | | | | | | | | | | | | | | | 47 |
| CD. GUZMÁN - COLIMA<br>ENT. IZQ. ZAPOTILTIC - LIM. EDOS. JAL/COL | 3 | 2 | 2 | | | 5 | 3 | | | | | | | | | 1 | | | | | | | | | | | | | | | | | | | | | | | | | | | | | | | | 16 |
| E.C.(JIQUILPAN-COLIMA) - ENT. HUESCALAPA<br>E.C.(JIQUILPAN-COLIMA)-E.C(CD. GUZMAN-COLIMA) | 2 | | | | | | | | | | | | | | | | | | | | | | | | | | | | | | | | | | | | | | | | | | | | | | | 2 |
| LIBRAMIENTO DE LAGOS DE MORENO | 4 | 4 | 4 | | | 4 | 4 | | | | | | | 1 | 1 | 1 | 5 | 5 | | | | | | | | | | | | | | | | | | | | | | | | | | | | | | 33 |
| RAMAL A CERCALISA<br>X. CUATRO CAMINOS - ENT. C.(JIQUILPAN-COLIMA) | 2 | | | | | | | | | | | | | | | | | | | | | | | | | | | | | | | | | | | | | | | | | | | | | | | 2 |
| RAMAL SAN PEDRO<br>X. CUATRO CAMINOS - ENT. C.(JIQUILPAN-COLIMA) | | 1 | 1 | | | | | | | | | | | | | | | | | | | | | | | | | | | | | | | | | | | | | | | | | | | | | 2 |
| SAN MIGUEL EL ALTO - LA BARCA<br>ATOTONILCO EL ALTO - LA BARCA | | | | | | | | | | | | | | | | | | | | | | | | | | | | | | | | | | | | | | | | | | | | | | | | |
| ENT. TESISTAN - ENT. MALPASO<br>ENT. C(GUAD- TESISTAN) - LIM. EDOS. JAL / ZAC | 6 | 5 | 5 | | | 1 | 1 | | | | | | | | | 3 | | | | | | | | | | | | | | | | | | | | | | | | | | | | | | | | 21 |
| ENT. TESISTÁN - ENT. MALPASO<br>LIM. EDOS. ZAC/JAL - LIM. EDOS. JAL/ZAC | 4 | 4 | 4 | | | | | | | | | | | | | | | | | | | | | | | | | | | | | | | | | | | | | | | | | | | | | 12 |
| ENT. TESISTÁN - ENT. MALPASO<br>LIM. EDOS. ZAC/JAL - LIM. EDOS. JAL/ZAC | 1 | | | | | | | | | | | | | | | | | | | | | | | | | | | | | | | | | | | | | | | | | | | | | | | 1 |
| TEPATITLÁN - JARALILLO<br>E.C.(LAGOS DE M.-GUADALAJARA)-YAHUALICA | 8 | 4 | 4 | 1 | 1 | 1 | 1 | | | | | | | | | 2 | | | | | | | | | | | | | | | | | | | | | | | 1 | | | | | | | | 23 |

# *TIPO DE VEHICULOS INVOLUCRADOS*
## *( 2 0 0 6 )*

***J A L I S C O***

| CARRETERA Y TRAMO | TIPO DE VEHICULOS INVOLUCRADOS | | | | | | | | | | | | | | | | | | | | | | | | | | | | | | | | | | | | | | | | | | | | | | | | TOTAL DE VEH. |
|---|---|---|---|---|---|---|---|---|---|---|---|---|---|---|---|---|---|---|---|---|---|---|---|---|---|---|---|---|---|---|---|---|---|---|---|---|---|---|---|---|---|---|---|---|---|---|---|---|---|
| | A | A-A | | A-B | | A-C | | A-B-C | | | B | B-B | | B-C | | C | C-C | | A-M | | A-O | | A-B-O | | | A-C-O | | | A-M-O | | | B-M | | B-O | | C-M | | C-O | | M | M-M | | M-O | | O | O-O | | |
| OJUELOS - AGUASCALIENTES<br>OJUELOS - LIM. EDOS. JAL / AGS | 2 | 2 | 3 | | | 1 | 2 | | | | | | | | | 4 | 1 | 1 | | | | | | | | | | | | | | | | | | | | | | | | | | | | | | 16 |
| DOLORES HGO. - OJUELOS<br>LIM EDOS. GTO./JAL. - OJUELOS | | | | | | | | | | | | | | | | | | | | | | | | | | | | | | | | | | | | | | | | | | | | | | | | |
| RAMAL A TOMATLAN<br>ENT. C(MANZANILLO-PTO. VALLARTA) - TOMATLAN | 3 | 1 | 1 | | | | | | | | | | | | | | | | | | | | | | | | | | | | | | | | | | | | | | | | | 1 | | | 6 |
| ZAPOTLANEJO - GUADALAJARA (D)<br>ZAPOTLANEJO - GUADALAJARA | 23 | 10 | 9 | | | 3 | 3 | 1 | 1 | 1 | | | | | | 3 | 1 | 1 | | | | | | | | | | | | | | | | | | | | | | | | | | | | | | 56 |
| GUADALAJARA - COLIMA (D)<br>ACATLÁN - LIM. DE EDOS. JAL / COL | 16 | 2 | 2 | | | 1 | 1 | | | | | | | 3 | 2 | 4 | | | | | | | | | | | | | | | | | | | | | | | | | | | | | | | | 31 |
| MARAVATIO - ZAPOTLANEJO (D)<br>LIM. DE EDOS. MICH / JAL - (474+713) | 10 | | | | | 1 | 1 | | | | 1 | | | 1 | 1 | 1 | | | | | | | | | | | | | | | | | | | | | | | | | | | | | | | | 16 |
| ZAPOTLANEJO - LAGOS DE MORENO (D)<br>ENT. ZAPOTLANEJO - ENT. EL DESPERDICIO | 39 | 5 | 4 | | | 4 | 4 | | | | | | | 3 | 3 | 11 | 11 | 11 | | | | | | | | | | | | | | | | | | | | | 1 | | | | | | | | 96 |
| LEÓN - AGUASCALIENTES (D)<br>LIM. EDOS. GTO / JAL - ENT. EL SALVADOR | 8 | | | | | 1 | 1 | | | | | | | 2 | 2 | 4 | 2 | 2 | | | | | | | | | | | | | | | | | | | | | | | | | | | | | | 22 |
| GUADALAJARA - TEPIC (D)<br>ENT. AMECA - LIM. EDOS. JAL / NAY | 9 | 1 | 1 | | | 2 | 2 | | | | | | | | | 3 | | | | | | | | | | | | | | | | | | | | | | | | | | | | | | | | 18 |

*TOTAL DE TIPO DE VEHICULOS INVOLUCRADOS*

| | | | | | | | | | | | | | | | | | | | | | | | | | | | | | | | | | | | | | | | | | | | | | | | | |
|---|---|---|---|---|---|---|---|---|---|---|---|---|---|---|---|---|---|---|---|---|---|---|---|---|---|---|---|---|---|---|---|---|---|---|---|---|---|---|---|---|---|---|---|---|---|---|---|---|
| TOTALES | 357 | 288 | 288 | 17 | 15 | 138 | 129 | 3 | 3 | 3 | 9 | | | 16 | 15 | 122 | 36 | 35 | 8 | 8 | 3 | 1 | | | | | | | | | | 4 | 4 | | | 2 | 2 | 1 | 1 | 17 | 1 | 1 | 2 | 2 | 2 | | | 1 533 |
| | 357 | 576 | | 32 | | 267 | | 9 | | | 9 | | | 31 | | 122 | 71 | | 16 | | 4 | | | | | | | | | | 8 | | | | 4 | | 2 | | 17 | 2 | | 4 | | 2 | | | 1 533 |

| TIPO DE VEHICULO | TOTAL DE VEHICULOS | PORCENTAJE % |
|---|---|---|
| **A** | 1102 | 72% |
| **B** | 47 | 3% |
| **C** | 343 | 22% |
| **M** | 35 | 2% |
| **O** | 6 | 0% |
| **T** | 1533 | 100% |

**TIPO DE VEHICULO**
A.- AUTOMOVIL Y PICK-UP
B.- AUTOBUSES
C.- CAMION SENCILLO Y COMBINADO
M.- MOTOCICLETAS Y BICICLETAS
O.- OTROS (MAQ. AGRICOLA, DE CONST, TREN, VEH. FUGADOS DEL SITIO)

# *RESUMEN DE ACCIDENTES DE TRANSITO 2 0 0 6*

## *RED DE CARRETERA FEDERAL LIBRE Y DE CUOTA*

***J A L I S C O***

| CLASIFICACION | LONGITUD ( km ) | ACCIDENTES | HERIDOS | MUERTOS | DAÑOS MATERIALES (MILLONES $) | VEH/km (MILLONES ) | INDICE DE ACCIDENTES ( A ) |
|---|---|---|---|---|---|---|---|
| **LIBRE** | 1,993.700 | 803 | 893 | 124 | 36.556 | 5,172.146 | 0.155 |
| **CUOTA** | 510.363 | 184 | 234 | 32 | 12.384 | 1,457.218 | 0.126 |
| **RESUMEN DEL ESTADO** | 2,504.063 | 987 | 1,127 | 156 | 48.940 | 6,629.364 | 0.149 |

NOTA:

(A) INDICE DE ACCIDENTES POR MILLON DE VEHICULOS - KILOMETRO