# E S T A D I S T I C A

# A C C I D E N T E S  D E  T R A N S I T O

# ( 2 0 0 7 )

H I D A L G O

# *INFORMACION GENERAL*

## *HIDALGO*

- ***SUPERFICIE*** — ***20,987 km².***
- ***POBLACIÓN (2007)*** — ***2,345,514 HABITANTES***
  - ***1,125,188 HOMBRES***
  - ***1,220,326 MUJERES***
- ***DENSIDAD DE POBLACIÓN (2007)*** — ***111.760 HAB./km².***
- ***VEHÍCULOS REGISTRADOS (2007)*** — ***683,753 VEHICULOS***
- ***HABITANTES POR VEHÍCULO (2007)*** — ***3.430 HAB./VEH.***
- ***INDICE DE MOTORIZACIÓN (2007)*** — ***0.292 VEH./HAB.***

### ● *LONGITUD Y TIPO DE SUPERFICIE DE LA RED CARRETERA ( km. )*

| CONCEPTO | PAVIMENTADA | | | REVESTIDA | TERRACERIA | TOTAL |
|---|---|---|---|---|---|---|
| | DOS CARRILES | CUATRO CARRILES | MAS DE CUATRO CARRILES | | | |
| Federal libre | 623.41 | 119.60 | - | - | - | 743.01 |
| Federal cuota | 40.79 | 11.40 | 24.80 | - | - | 76.99 |
| Estatal libre | 2,462.35 | 124.25 | 26.74 | 107.70 | - | 2,721.04 |
| Estatal cuota | - | - | - | - | - | - |
| Rural | 12.40 | - | - | 6,151.61 | 180.10 | 6,344.11 |
| Brechas | - | - | - | - | 1,274.27 | 1,274.27 |
| | | | | | | 11,159.42 |

### ● *UTILIZACION DE LAS CARRETERAS*

| RANGOS DE VOLUMEN EN TDPA | FEDERAL LIBRE AFORADA | | ESTATAL LIBRE AFORADA | | FEDERAL Y/O ESTATAL CUOTA AFORADA | |
|---|---|---|---|---|---|---|
| | LONGITUD | PORCENTAJE | LONGITUD | PORCENTAJE | LONGITUD | PORCENTAJE |
| 1 - 2,000 | 205.04 | 24.45 | 90.39 | 19.12 | - | - |
| 2,001 - 5,000 | 149.37 | 17.81 | 215.79 | 45.66 | 21.00 | 27.91 |
| 5,001 - 10,000 | 297.80 | 35.51 | 132.52 | 28.04 | 17.00 | 22.59 |
| 10,001 - MAS | 186.40 | 22.23 | 33.95 | 7.18 | 37.25 | 49.50 |
| TOTAL | 838.61 | 100.00 | 472.65 | 100.00 | 75.25 | 100.00 |

NOTA:

TDPA.- TRANSITO DIARIO PROMEDIO ANUAL

# INDICE DE ACCIDENTES
# POR MILLON DE VEHICULOS-KILOMETRO

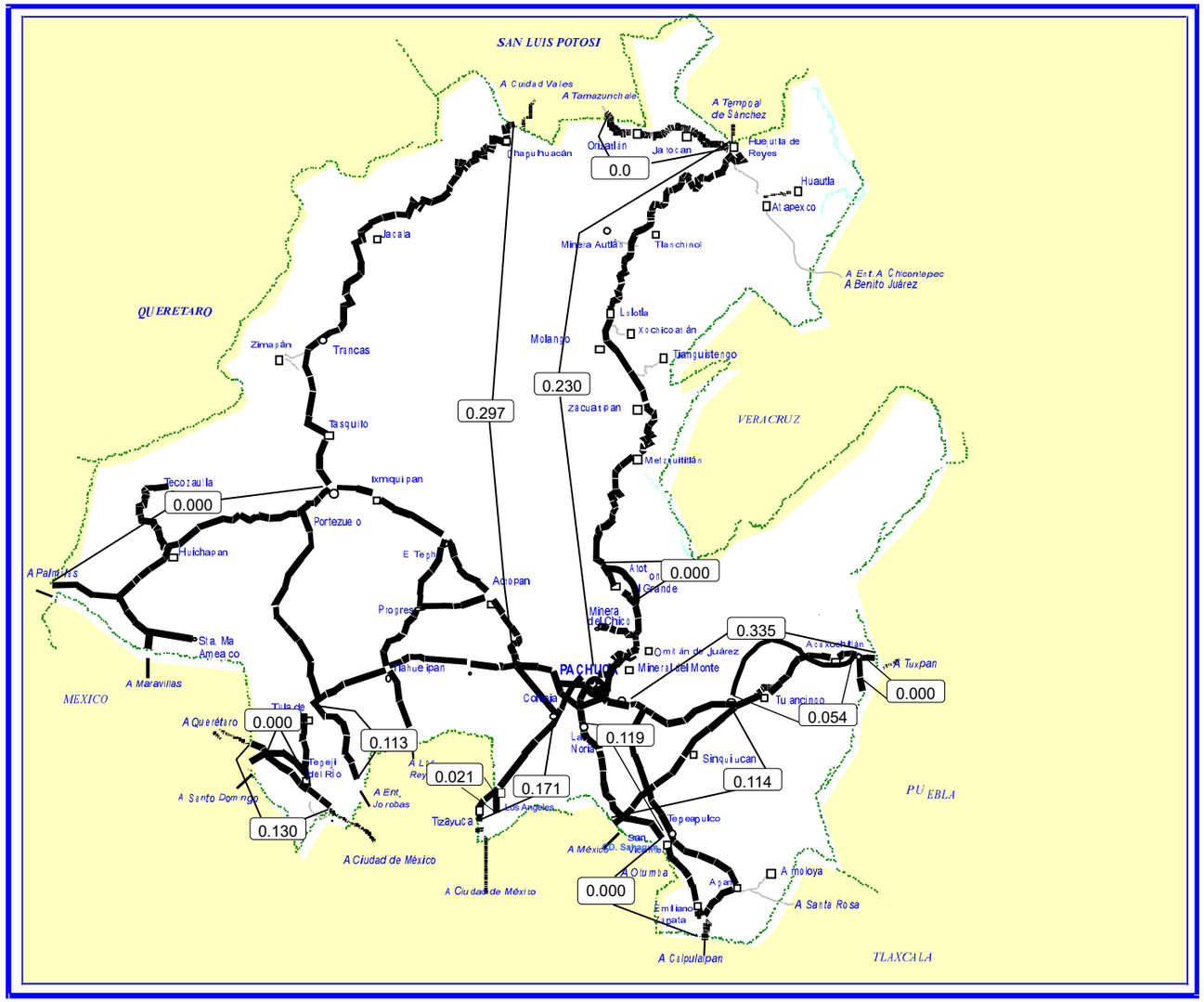


## INDICE DE ACCIDENTES EN EL ESTADO

$$\overline{I}_{\frac{A}{V-km}} = 0.098$$

**ESTADO DE HIDALGO**

# *ACCIDENTES DE TRANSITO*

## *( 2 0 0 7 )*

***H I D A L G O***

| CARRETERA Y TRAMO | LONGITUD | VEH-km MILLONES | # DE ACCIDENTES | | | | SALDOS | | | INDICES POR $10^6$ DE VEH-KM | | INDICES POR $10^5$ DE VEH-KM | | |
|---|---|---|---|---|---|---|---|---|---|---|---|---|---|---|
| | | | TOTAL | CON MUERTOS | SOLO CON HERIDOS | EQUIVALENTES (1) | MUERTOS | HERIDOS | DAÑOS MATERIALES (MILLONES $) | ACCIDENTES | PELIGROSIDAD | ACCIDENTES MORTALES | MUERTOS | HERIDOS |
| MÉXICO – PACHUCA LIM. EDOS. MEX. / HGO. - MATILDE | 29.090 | 414.030 | 71 | 8 | 39 | 319 | 8 | 100 | 1.684 | 0.171 | 0.770 | 0.002 | 0.002 | 0.024 |
| "T" COLONIA - CD. VALLES "T" COLONIA - LIM. EDOS. HGO. / S.L.P. | 242.800 | 242.122 | 72 | 8 | 37 | 256 | 8 | 68 | 1.490 | 0.297 | 1.057 | 0.003 | 0.003 | 0.028 |
| PACHUCA – TEMPOAL PACHUCA - LIM. EDOS. HGO./ VER. | 211.400 | 360.589 | 83 | 10 | 38 | 339 | 10 | 98 | 2.978 | 0.230 | 0.940 | 0.003 | 0.003 | 0.027 |
| PACHUCA - TUXPAN PACHUCA - LIM. EDOS. HGO/PUE. | 72.600 | 328.497 | 110 | 9 | 48 | 384 | 9 | 110 | 2.925 | 0.335 | 1.169 | 0.003 | 0.003 | 0.033 |
| PACHUCA - CD. SAHAGUN PACHUCA - CD. SAHAGUN | 37.200 | 629.128 | 75 | 3 | 57 | 245 | 3 | 76 | 3.870 | 0.119 | 0.389 | 0.000 | 0.000 | 0.012 |
| VENTA DE CARPIO - PITULA LIM. EDOS. MEX/HGO.- "T" PITULA | 34.000 | 771.519 | 88 | 18 | 18 | 420 | 18 | 112 | 3.250 | 0.114 | 0.544 | 0.002 | 0.002 | 0.015 |
| APIZACO – TEJOCOTAL LIM. EDOS. PUE. / HGO.´- TEJOCOTAL | 3.000 | 749.972 | 0 | 0 | 0 | 0 | 0 | 0 | 0.000 | 0.000 | 0.000 | 0.000 | 0.000 | 0.000 |
| PORTEZUELO – PALMILLAS "T" PORTEZUELO - LIM. EDOS. HGO./QRO. | 73.800 | 335.228 | 0 | 0 | 0 | 0 | 0 | 0 | 0.000 | 0.000 | 0.000 | 0.000 | 0.000 | 0.000 |
| JOROBAS – TULA LIM. EDOS. MEX/HGO.- TULA | 30.000 | 177.325 | 20 | 3 | 10 | 68 | 3 | 15 | 0.816 | 0.113 | 0.383 | 0.002 | 0.002 | 0.008 |

# *ACCIDENTES DE TRANSITO*

## *( 2 0 0 7 )*

***H I D A L G O***

| CARRETERA Y TRAMO | LONGITUD | VEH-km MILLONES | # DE ACCIDENTES | | | | SALDOS | | | INDICES POR $10^6$ DE VEH-KM | | INDICES POR $10^5$ DE VEH-KM | | |
|---|---|---|---|---|---|---|---|---|---|---|---|---|---|---|
| | | | TOTAL | CON MUERTOS | SOLO CON HERIDOS | EQUIVALENTES (1) | MUERTOS | HERIDOS | DAÑOS MATERIALES (MILLONES $) | ACCIDENTES | PELIGROSIDAD | ACCIDENTES MORTALES | MUERTOS | HERIDOS |
| MÉXICO - PACHUCA "CUOTA" ( D ) LIM. EDOS. MEX/HGO. - LOS ÁNGELES | 11.400 | 755.002 | 16 | 5 | 10 | 130 | 5 | 42 | 0.551 | 0.021 | 0.172 | 0.001 | 0.001 | 0.006 |
| MÉXICO - QUERÉTARO "CUOTA" ( D ) LIM. EDOS. MEX/HGO. - LIM. EDOS. HGO/MEX. | 24.600 | 192.112 | 25 | 3 | 11 | 97 | 3 | 27 | 0.884 | 0.130 | 0.505 | 0.002 | 0.002 | 0.014 |
| PACHUCA – TEMPOAL LIBRAMIENTO ATOTONILCO | 6.300 | 160.946 | 0 | 0 | 0 | 0 | 0 | 0 | 0.000 | 0.000 | 0.000 | 0.000 | 0.000 | 0.000 |
| CD. SAHAGÚN - CALPULALPAN CD. SAHAGÚN - LIM EDOS. HGO/TLAX. | 14.000 | 496.703 | 0 | 0 | 0 | 0 | 0 | 0 | 0.000 | 0.000 | 0.000 | 0.000 | 0.000 | 0.000 |
| MEXICO - TUXPAN "CUOTA" ( D ) LIBRAMIENTO TULANCINGO | 38.000 | 258.396 | 14 | 4 | 2 | 64 | 4 | 13 | 0.410 | 0.054 | 0.248 | 0.002 | 0.002 | 0.005 |

*TOTAL DE ACCIDENTES DE TRANSITO*

| | | | | | | | | | | | | | | |
|---|---|---|---|---|---|---|---|---|---|---|---|---|---|---|
| **LIBRE** | 754.190 | 4,666.059 | 519 | 59 | 247 | 2,031 | 59 | 579 | 17.013 | 0.111 | 0.435 | 0.001 | 0.001 | 0.012 |
| **CUOTA** | 74.000 | 1,205.510 | 55 | 12 | 23 | 291 | 12 | 82 | 1.845 | 0.046 | 0.241 | 0.001 | 0.001 | 0.007 |
| **H I D A L G O** | **828.190** | **5,871.569** | **574** | **71** | **270** | **2,322** | **71** | **661** | **18.858** | **0.098** | **0.395** | **0.001** | **0.001** | **0.011** |

NOTA:

( 1 ) ACCIDENTES EQUIVALENTES
UN MUERTO = 6 ACCIDENTES
UN HERIDO = 2 ACCIDENTES

## *ACCIDENTES Y SALDOS POR MES*

## *( 2 0 0 7 )*

***H I D A L G O***

| CARRETERA Y TRAMO | SALDOS | ENERO | FEBRERO | MARZO | ABRIL | MAYO | JUNIO | JULIO | AGOSTO | SEPTIEMBRE | OCTUBRE | NOVIEMBRE | DICIEMBRE |
|---|---|---|---|---|---|---|---|---|---|---|---|---|---|
| MÉXICO – PACHUCA LIM. EDOS. MEX. / HGO. - MATILDE | # ACCIDENTES | 6 | 11 | 7 | 5 | 2 | 9 | 2 | 6 | 8 | 3 | 5 | 7 |
| | # MUERTOS | | 1 | | | | | | 1 | 4 | | | 2 |
| | # HERIDOS | 2 | 26 | 10 | 2 | 8 | 5 | | 14 | 4 | 1 | 14 | 14 |
| | DAÑOS MATERIALES (MILLONES $) | 0.1535 | 0.1920 | 0.0430 | 0.1550 | 0.0100 | 0.2520 | 0.0850 | 0.1860 | 0.1800 | 0.0400 | 0.1500 | 0.2380 |
| "T" COLONIA - CD. VALLES "T" COLONIA - LIM. EDOS. HGO. / S.L.P. | # ACCIDENTES | 3 | 2 | 5 | 8 | 3 | 8 | 6 | 8 | 5 | 5 | 10 | 9 |
| | # MUERTOS | | | | | 2 | | | 1 | | 1 | 2 | 2 |
| | # HERIDOS | 3 | 5 | 8 | 13 | 4 | 8 | 4 | 2 | | 1 | 11 | 9 |
| | DAÑOS MATERIALES (MILLONES $) | 0.1250 | 0.0600 | 0.0530 | 0.0850 | 0.0210 | 0.1716 | 0.2261 | 0.2280 | 0.1190 | 0.0950 | 0.1840 | 0.1220 |
| PACHUCA – TEMPOAL PACHUCA - LIM. EDOS. HGO./ VER. | # ACCIDENTES | 8 | 8 | 9 | 11 | 3 | 6 | 8 | 7 | 3 | 6 | 6 | 8 |
| | # MUERTOS | 1 | | 2 | 2 | | 2 | 1 | | 2 | | | |
| | # HERIDOS | | 6 | 16 | 9 | 7 | 1 | 15 | 8 | 5 | 4 | 5 | 22 |
| | DAÑOS MATERIALES (MILLONES $) | 0.0760 | 0.1620 | 0.1200 | 0.2326 | 0.1480 | 0.1720 | 0.8635 | 0.0675 | 0.2300 | 0.7225 | 0.1615 | 0.0228 |
| PACHUCA - TUXPAN PACHUCA - LIM. EDOS. HGO/PUE. | # ACCIDENTES | 11 | 12 | 11 | | 9 | 16 | 12 | 5 | 1 | 9 | 15 | 9 |
| | # MUERTOS | 1 | | 4 | | | 1 | | | | 1 | 2 | |
| | # HERIDOS | 14 | 13 | 8 | | 9 | 11 | 11 | 1 | 7 | 11 | 12 | 13 |
| | DAÑOS MATERIALES (MILLONES $) | 0.1668 | 0.2180 | 0.2410 | 0.0000 | 0.1743 | 0.2699 | 0.3156 | 0.1752 | 0.1795 | 0.5745 | 0.4320 | 0.1780 |
| PACHUCA - CD. SAHAGUN PACHUCA - CD. SAHAGUN | # ACCIDENTES | 1 | 11 | 8 | 13 | | 10 | 7 | 5 | 9 | 5 | 5 | 1 |
| | # MUERTOS | | 1 | | | | | 2 | | | | | |
| | # HERIDOS | | 24 | 12 | 12 | | 4 | 6 | 5 | 5 | 4 | 4 | |
| | DAÑOS MATERIALES (MILLONES $) | 0.0020 | 0.7900 | 0.0870 | 0.2480 | 0.0000 | 1.2101 | 0.7890 | 0.0750 | 0.3570 | 0.1740 | 0.1380 | 0.0000 |
| VENTA DE CARPIO - PITULA LIM. EDOS. MEX/HGO.- "T" PITULA | # ACCIDENTES | 7 | 10 | 7 | 21 | 6 | 4 | 9 | 2 | 2 | 3 | 4 | 13 |
| | # MUERTOS | 2 | 1 | | 4 | | 2 | 2 | | 2 | | 4 | 1 |
| | # HERIDOS | 13 | 19 | 2 | 22 | | 3 | 16 | 4 | 3 | 6 | 5 | 19 |
| | DAÑOS MATERIALES (MILLONES $) | 0.0820 | 0.0710 | 0.1960 | 0.7180 | 0.1690 | 0.1310 | 0.2665 | 0.0915 | 0.0010 | 0.8885 | 0.0300 | 0.6050 |
| APIZACO – TEJOCOTAL LIM. EDOS. PUE. / HGO.´- TEJOCOTAL | # ACCIDENTES | | | | | | | | | | | | |
| | # MUERTOS | | | | | | | | | | | | |
| | # HERIDOS | | | | | | | | | | | | |
| | DAÑOS MATERIALES (MILLONES $) | 0.0000 | 0.0000 | 0.0000 | 0.0000 | 0.0000 | 0.0000 | 0.0000 | 0.0000 | 0.0000 | 0.0000 | 0.0000 | 0.0000 |
| PORTEZUELO – PALMILLAS "T" PORTEZUELO - LIM. EDOS. HGO./QRO. | # ACCIDENTES | | | | | | | | | | | | |
| | # MUERTOS | | | | | | | | | | | | |
| | # HERIDOS | | | | | | | | | | | | |
| | DAÑOS MATERIALES (MILLONES $) | 0.0000 | 0.0000 | 0.0000 | 0.0000 | 0.0000 | 0.0000 | 0.0000 | 0.0000 | 0.0000 | 0.0000 | 0.0000 | 0.0000 |
| JOROBAS – TULA LIM. EDOS. MEX/HGO.- TULA | # ACCIDENTES | | | | | | | 4 | 5 | 3 | 3 | 3 | 2 |
| | # MUERTOS | | | | | | | 1 | | 1 | 1 | | |
| | # HERIDOS | | | | | | | 2 | 5 | 6 | 1 | | 1 |
| | DAÑOS MATERIALES (MILLONES $) | 0.0000 | 0.0000 | 0.0000 | 0.0000 | 0.0000 | 0.0000 | 0.4800 | 0.1500 | 0.0900 | 0.0600 | 0.0160 | 0.0200 |

## *ACCIDENTES Y SALDOS POR MES*

## *( 2 0 0 7 )*

***H I D A L G O***

| CARRETERA Y TRAMO | SALDOS | ENERO | FEBRERO | MARZO | ABRIL | MAYO | JUNIO | JULIO | AGOSTO | SEPTIEMBRE | OCTUBRE | NOVIEMBRE | DICIEMBRE |
|---|---|---|---|---|---|---|---|---|---|---|---|---|---|
| MÉXICO - PACHUCA "CUOTA" ( D ) LIM. EDOS. MEX/HGO. - LOS ÁNGELES | # ACCIDENTES | 1 | | | 2 | 2 | 4 | 2 | 2 | 3 | | | |
| | # MUERTOS | | | | | | 1 | 4 | | | | | |
| | # HERIDOS | 8 | | | 3 | 2 | 7 | 12 | 8 | 2 | | | |
| | DAÑOS MATERIALES (MILLONES $) | 0.0590 | 0.0000 | 0.0000 | 0.0300 | 0.0500 | 0.2680 | 0.0290 | 0.0500 | 0.0650 | 0.0000 | 0.0000 | 0.0000 |
| MÉXICO - QUERÉTARO "CUOTA" ( D ) LIM. EDOS. MEX/HGO. - LIM. EDOS. HGO/MEX. | # ACCIDENTES | | | | | | | 3 | 2 | 6 | 4 | 4 | 6 |
| | # MUERTOS | | | | | | | | | | | 1 | 1 |
| | # HERIDOS | | | | | | | 1 | 1 | 6 | 4 | 1 | 14 |
| | DAÑOS MATERIALES (MILLONES $) | 0.0000 | 0.0000 | 0.0000 | 0.0000 | 0.0000 | 0.0000 | 0.0500 | 0.0300 | 0.3580 | 0.1830 | 0.2380 | 0.0250 |
| PACHUCA – TEMPOAL LIBRAMIENTO ATOTONILCO | # ACCIDENTES | | | | | | | | | | | | |
| | # MUERTOS | | | | | | | | | | | | |
| | # HERIDOS | | | | | | | | | | | | |
| | DAÑOS MATERIALES (MILLONES $) | 0.0000 | 0.0000 | 0.0000 | 0.0000 | 0.0000 | 0.0000 | 0.0000 | 0.0000 | 0.0000 | 0.0000 | 0.0000 | 0.0000 |
| CD. SAHAGÚN - CALPULALPAN CD. SAHAGÚN - LIM EDOS. HGO/TLAX. | # ACCIDENTES | | | | | | | | | | | | |
| | # MUERTOS | | | | | | | | | | | | |
| | # HERIDOS | | | | | | | | | | | | |
| | DAÑOS MATERIALES (MILLONES $) | 0.0000 | 0.0000 | 0.0000 | 0.0000 | 0.0000 | 0.0000 | 0.0000 | 0.0000 | 0.0000 | 0.0000 | 0.0000 | 0.0000 |
| MEXICO - TUXPAN "CUOTA" ( D ) LIBRAMIENTO TULANCINGO | # ACCIDENTES | | | | | | | | 3 | | 2 | 5 | 4 |
| | # MUERTOS | | | | | | | | 1 | | | 1 | 2 |
| | # HERIDOS | | | | | | | | 2 | | 1 | 5 | 5 |
| | DAÑOS MATERIALES (MILLONES $) | 0.0000 | 0.0000 | 0.0000 | 0.0000 | 0.0000 | 0.0000 | 0.0000 | 0.1250 | 0.0000 | 0.0300 | 0.1630 | 0.0920 |

*TOTAL DE ACCIDENTES Y SALDOS POR MES*

| | | | | | | | | | | | | | |
|---|---|---|---|---|---|---|---|---|---|---|---|---|---|
| **LIBRE** | # ACCIDENTES | 36 | 54 | 47 | 58 | 23 | 53 | 48 | 38 | 31 | 34 | 48 | 49 |
| | # MUERTOS | 4 | 3 | 6 | 6 | 2 | 5 | 6 | 2 | 9 | 3 | 8 | 5 |
| | # HERIDOS | 32 | 93 | 56 | 58 | 28 | 32 | 54 | 39 | 30 | 28 | 51 | 78 |
| | DAÑOS MATERIALES (MILLONES $) | .6053 | 1.4930 | .7400 | 1.4386 | .5223 | 2.2066 | 3.0257 | .9732 | 1.1565 | 2.5545 | 1.1115 | 1.1858 |
| **CUOTA** | # ACCIDENTES | 1 | | | 2 | 2 | 4 | 5 | 7 | 9 | 6 | 9 | 10 |
| | # MUERTOS | | | | | | 1 | 4 | 1 | | | 2 | 3 |
| | # HERIDOS | 8 | | | 3 | 2 | 7 | 13 | 11 | 8 | 5 | 6 | 19 |
| | DAÑOS MATERIALES (MILLONES $) | .0590 | .0000 | .0000 | .0300 | .0500 | .2680 | .0790 | .2050 | .4230 | .2130 | .4010 | .1170 |
| **H I D A L G O** | # ACCIDENTES | **37** | **54** | **47** | **60** | **25** | **57** | **53** | **45** | **40** | **40** | **57** | **59** |
| | # MUERTOS | **4** | **3** | **6** | **6** | **2** | **6** | **10** | **3** | **9** | **3** | **10** | **8** |
| | # HERIDOS | **40** | **93** | **56** | **61** | **30** | **39** | **67** | **50** | **38** | **33** | **57** | **97** |
| | DAÑOS MATERIALES (MILLONES $) | **0.6643** | **1.4930** | **0.7400** | **1.4686** | **0.5723** | **2.4746** | **3.1047** | **1.1782** | **1.5795** | **2.7675** | **1.5125** | **1.3028** |

# *ACCIDENTES POR DIA DE LA SEMANA Y CONDICIONES DE LUZ*
## *( 2 0 0 7 )*

***H I D A L G O***

| CARRETERA / TRAMO | ACCIDENTES | DIA DE LA SEMANA | | | | | | | CONDICIONES DE LUZ | | | |
|---|---|---|---|---|---|---|---|---|---|---|---|---|
| | | LUNES | MARTES | MIERCOLES | JUEVES | VIERNES | SABADO | DOMINGO | DE DIA | CREPUSCULO | DE NOCHE | ALUMBRADO PUBLICO |
| MÉXICO – PACHUCA LIM. EDOS. MEX. / HGO. - MATILDE | # DE ACC. | 11 | 7 | 8 | 9 | 9 | 13 | 14 | 38 | 2 | 31 | |
| | # DE ACC. MORTALES | | | | 2 | 1 | 2 | 3 | 4 | 1 | 3 | |
| "T" COLONIA - CD. VALLES "T" COLONIA - LIM. EDOS. HGO. / S.L.P. | # DE ACC. | 14 | 8 | 6 | 11 | 9 | 8 | 16 | 43 | 3 | 26 | |
| | # DE ACC. MORTALES | 1 | 1 | 3 | 1 | 2 | | | 4 | 1 | 3 | |
| PACHUCA – TEMPOAL PACHUCA - LIM. EDOS. HGO./ VER. | # DE ACC. | 15 | 8 | 13 | 10 | 9 | 15 | 13 | 47 | 3 | 33 | |
| | # DE ACC. MORTALES | 2 | 2 | 2 | | | 3 | 1 | 5 | 1 | 4 | |
| PACHUCA - TUXPAN PACHUCA - LIM. EDOS. HGO/PUE. | # DE ACC. | 9 | 14 | 11 | 11 | 22 | 23 | 20 | 57 | 4 | 49 | |
| | # DE ACC. MORTALES | 0 | 2 | 0 | 1 | 2 | 3 | 1 | 6 | 1 | 2 | |
| PACHUCA - CD. SAHAGUN PACHUCA - CD. SAHAGUN | # DE ACC. | 12 | 6 | 13 | 13 | 8 | 6 | 17 | 39 | 2 | 34 | |
| | # DE ACC. MORTALES | | 1 | | 2 | | | | 2 | | 1 | |
| VENTA DE CARPIO - PITULA LIM. EDOS. MEX/HGO.- "T" PITULA | # DE ACC. | 13 | 6 | 9 | 11 | 9 | 23 | 17 | 56 | 2 | 30 | |
| | # DE ACC. MORTALES | 3 | 1 | 1 | 2 | 4 | 5 | 2 | 15 | | 3 | |
| APIZACO – TEJOCOTAL LIM. EDOS. PUE. / HGO.´- TEJOCOTAL | # DE ACC. | | | | | | | | | | | |
| | # DE ACC. MORTALES | | | | | | | | | | | |
| PORTEZUELO – PALMILLAS "T" PORTEZUELO - LIM. EDOS. HGO./QRO. | # DE ACC. | | | | | | | | | | | |
| | # DE ACC. MORTALES | | | | | | | | | | | |
| JOROBAS – TULA LIM. EDOS. MEX/HGO.- TULA | # DE ACC. | 2 | 4 | 2 | 4 | 2 | 3 | 3 | 8 | | 12 | |
| | # DE ACC. MORTALES | | | | | | | 3 | | | 3 | |
| MÉXICO - PACHUCA "CUOTA" ( D ) LIM. EDOS. MEX/HGO. - LOS ÁNGELES | # DE ACC. | 3 | 2 | 1 | 1 | 3 | 4 | 2 | 10 | 2 | 4 | |
| | # DE ACC. MORTALES | | | | 1 | | 4 | | 5 | | | |

# *ACCIDENTES POR DIA DE LA SEMANA Y CONDICIONES DE LUZ*
## *( 2 0 0 7 )*

***H I D A L G O***

| CARRETERA / TRAMO | ACCIDENTES | DIA DE LA SEMANA | | | | | | | CONDICIONES DE LUZ | | | |
|---|---|---|---|---|---|---|---|---|---|---|---|---|
| | | LUNES | MARTES | MIERCOLES | JUEVES | VIERNES | SABADO | DOMINGO | DE DIA | CREPUSCULO | DE NOCHE | ALUMBRADO PUBLICO |
| MÉXICO - QUERÉTARO "CUOTA" ( D ) LIM. EDOS. MEX/HGO. - LIM. EDOS. HGO/MEX. | # DE ACC. | 4 | 6 | 2 | 3 | 4 | 3 | 3 | 10 | 3 | 12 | |
| | # DE ACC. MORTALES | | 1 | 1 | | 1 | | | 1 | | 2 | |
| PACHUCA – TEMPOAL LIBRAMIENTO ATOTONILCO | # DE ACC. | | | | | | | | | | | |
| | # DE ACC. MORTALES | | | | | | | | | | | |
| CD. SAHAGÚN - CALPULALPAN CD. SAHAGÚN - LIM EDOS. HGO/TLAX. | # DE ACC. | | | | | | | | | | | |
| | # DE ACC. MORTALES | | | | | | | | | | | |
| MEXICO - TUXPAN "CUOTA" ( D ) LIBRAMIENTO TULANCINGO | # DE ACC. | 4 | 2 | 1 | 2 | 2 | | 3 | 9 | | 5 | |
| | # DE ACC. MORTALES | | 1 | 1 | | | | 2 | 3 | | 1 | |

*TOTAL DE ACCIDENTES POR DIA DE LA SEMANA Y CONDICIONES DE LUZ*

| ESTADO | ACCIDENTES | DIA DE LA SEMANA | | | | | | | CONDICIONES DE LUZ | | | |
|---|---|---|---|---|---|---|---|---|---|---|---|---|
| | | LUNES | MARTES | MIERCOLES | JUEVES | VIERNES | SABADO | DOMINGO | DE DIA | CREPUSCULO | DE NOCHE | ALUMBRADO PUBLICO |
| ***LIBRE*** | # DE ACC. | 76 | 53 | 62 | 69 | 68 | 91 | 100 | 288 | 16 | 215 | |
| | # DE ACC. MORTALES | 6 | 7 | 6 | 8 | 9 | 13 | 10 | 36 | 4 | 19 | |
| ***CUOTA*** | # DE ACC. | 11 | 10 | 4 | 6 | 9 | 7 | 8 | 29 | 5 | 21 | |
| | # DE ACC. MORTALES | | 2 | 2 | 1 | 1 | 4 | 2 | 9 | | 3 | |
| ***H I D A L G O*** | # DE ACC. | **87** | **63** | **66** | **75** | **77** | **98** | **108** | **317** | **21** | **236** | |
| | # DE ACC. MORTALES | **6** | **9** | **8** | **9** | **10** | **17** | **12** | **45** | **4** | **22** | |

# *ACCIDENTES EN PERIODOS FESTIVOS*
# *( 2 0 0 7 )*

***H I D A L G O***

| CARRETERA Y TRAMO | SALDOS | AÑO NUEVO 010107 AL 010107 | 5 DE FEBRERO 030207 AL 050207 | 21 DE MARZO 170307 AL 200307 | SEMANA SANTA 060407 AL 90407 | DIA DEL TRABAJO 280407 AL 010507 | 5 DE MAYO 040507 AL 070507 | DIA DE LA INDEPENDENCIA 140907 AL 170907 | DIA DE MUERTOS 311007 AL 041107 | DIA DE LA REVOLUCION 161107 AL 191107 | NAVIDAD 221207 AL 251207 |
|---|---|---|---|---|---|---|---|---|---|---|---|
| MÉXICO – PACHUCA LIM. EDOS. MEX. / HGO. - MATILDE | # ACCIDENTES | 1 | 2 | 1 | 3 | 1 | 2 | | 1 | 1 | 2 |
| | # MUERTOS | | | | | | | | | | |
| | # HERIDOS | | 6 | 4 | | | 8 | | | | 3 |
| | DAÑOS MATERIALES (MILLONES $) | 0.0500 | 0.0450 | 0.0100 | 0.0160 | 0.0600 | 0.0700 | 0.0000 | 0.0080 | 0.0200 | 0.0270 |
| "T" COLONIA - CD. VALLES "T" COLONIA - LIM. EDOS. HGO. / S.L.P. | # ACCIDENTES | | 1 | | 1 | | 2 | | 2 | 1 | 2 |
| | # MUERTOS | | | | | | 1 | | | | |
| | # HERIDOS | | 5 | | | | 4 | | 1 | 10 | 2 |
| | DAÑOS MATERIALES (MILLONES $) | 0.0000 | 0.0400 | 0.0000 | 0.0000 | 0.0000 | 0.0070 | 0.0000 | 0.0150 | 0.0200 | 0.0010 |
| PACHUCA – TEMPOAL PACHUCA - LIM. EDOS. HGO./ VER. | # ACCIDENTES | | 1 | | | 1 | | | | | |
| | # MUERTOS | | | | | | | | | | |
| | # HERIDOS | | | | | 5 | | | | | |
| | DAÑOS MATERIALES (MILLONES $) | 0.0000 | 0.0020 | 0.0000 | 0.0000 | 0.0110 | 0.0000 | 0.0000 | 0.0000 | 0.0000 | 0.0000 |
| PACHUCA - TUXPAN PACHUCA - LIM. EDOS. HGO/PUE. | # ACCIDENTES | | 1 | | | | | 1 | 3 | | 4 |
| | # MUERTOS | | | | | | | | 1 | | |
| | # HERIDOS | | 1 | | | | | 5 | 2 | | 5 |
| | DAÑOS MATERIALES (MILLONES $) | 0.0000 | 0.1500 | 0.0000 | 0.0000 | 0.0000 | 0.0000 | 0.0400 | 0.2200 | 0.0000 | 0.0480 |
| PACHUCA - CD. SAHAGUN PACHUCA - CD. SAHAGUN | # ACCIDENTES | | 1 | 3 | 1 | 1 | | | 2 | | |
| | # MUERTOS | | | | | | | | | | |
| | # HERIDOS | | 4 | 5 | | | | | | | |
| | DAÑOS MATERIALES (MILLONES $) | 0.0000 | 0.5000 | 0.0180 | 0.0150 | 0.0301 | 0.0000 | 0.0000 | 0.0130 | 0.0000 | 0.0000 |
| VENTA DE CARPIO - PITULA LIM. EDOS. MEX/HGO.- "T" PITULA | # ACCIDENTES | 1 | 2 | | | | | | 1 | | 3 |
| | # MUERTOS | | | | | | | | | | 1 |
| | # HERIDOS | | 1 | | | | | | | | 9 |
| | DAÑOS MATERIALES (MILLONES $) | 0.0000 | 0.0030 | 0.0000 | 0.0000 | 0.0000 | 0.0000 | 0.0000 | 0.0000 | 0.0000 | 0.1200 |
| APIZACO – TEJOCOTAL LIM. EDOS. PUE. / HGO.´- TEJOCOTAL | # ACCIDENTES | | | | | | | | | | |
| | # MUERTOS | | | | | | | | | | |
| | # HERIDOS | | | | | | | | | | |
| | DAÑOS MATERIALES (MILLONES $) | 0.0000 | 0.0000 | 0.0000 | 0.0000 | 0.0000 | 0.0000 | 0.0000 | 0.0000 | 0.0000 | 0.0000 |
| PORTEZUELO – PALMILLAS "T" PORTEZUELO - LIM. EDOS. HGO./QRO. | # ACCIDENTES | | | | | | | | | | |
| | # MUERTOS | | | | | | | | | | |
| | # HERIDOS | | | | | | | | | | |
| | DAÑOS MATERIALES (MILLONES $) | 0.0000 | 0.0000 | 0.0000 | 0.0000 | 0.0000 | 0.0000 | 0.0000 | 0.0000 | 0.0000 | 0.0000 |
| JOROBAS – TULA LIM. EDOS. MEX/HGO.- TULA | # ACCIDENTES | | | | | | | | | | |
| | # MUERTOS | | | | | | | | | | |
| | # HERIDOS | | | | | | | | | | |
| | DAÑOS MATERIALES (MILLONES $) | 0.0000 | 0.0000 | 0.0000 | 0.0000 | 0.0000 | 0.0000 | 0.0000 | 0.0000 | 0.0000 | 0.0000 |

# *ACCIDENTES EN PERIODOS FESTIVOS*
## *( 2 0 0 7 )*

***H I D A L G O***

| CARRETERA Y TRAMO | SALDOS | AÑO NUEVO 010107 AL 010107 | 5 DE FEBRERO 030207 AL 050207 | 21 DE MARZO 170307 AL 200307 | SEMANA SANTA 060407 AL 90407 | DIA DEL TRABAJO 280407 AL 010507 | 5 DE MAYO 040507 AL 070507 | DIA DE LA INDEPENDENCIA 140907 AL 170907 | DIA DE MUERTOS 311007 AL 041107 | DIA DE LA REVOLUCION 161107 AL 191107 | NAVIDAD 221207 AL 251207 |
|---|---|---|---|---|---|---|---|---|---|---|---|
| MÉXICO - PACHUCA "CUOTA" ( D ) LIM. EDOS. MEX/HGO. - LOS ÁNGELES | # ACCIDENTES | | | | | | | 2 | | | |
| | # MUERTOS | | | | | | | | | | |
| | # HERIDOS | | | | | | | 6 | | | |
| | DAÑOS MATERIALES (MILLONES $) | 0.0000 | 0.0000 | 0.0000 | 0.0000 | 0.0000 | 0.0000 | 0.0600 | 0.0000 | 0.0000 | 0.0000 |
| MÉXICO - QUERÉTARO "CUOTA" ( D ) LIM. EDOS. MEX/HGO. - LIM. EDOS. HGO/MEX. | # ACCIDENTES | | | | | | | | 1 | | |
| | # MUERTOS | | | | | | | | 1 | | |
| | # HERIDOS | | | | | | | | | | |
| | DAÑOS MATERIALES (MILLONES $) | 0.0000 | 0.0000 | 0.0000 | 0.0000 | 0.0000 | 0.0000 | 0.0000 | 0.0180 | 0.0000 | 0.0000 |
| PACHUCA – TEMPOAL LIBRAMIENTO ATOTONILCO | # ACCIDENTES | | | | | | | | | | |
| | # MUERTOS | | | | | | | | | | |
| | # HERIDOS | | | | | | | | | | |
| | DAÑOS MATERIALES (MILLONES $) | 0.0000 | 0.0000 | 0.0000 | 0.0000 | 0.0000 | 0.0000 | 0.0000 | 0.0000 | 0.0000 | 0.0000 |
| CD. SAHAGÚN - CALPULALPAN CD. SAHAGÚN - LIM EDOS. HGO/TLAX. | # ACCIDENTES | | | | | | | | | | |
| | # MUERTOS | | | | | | | | | | |
| | # HERIDOS | | | | | | | | | | |
| | DAÑOS MATERIALES (MILLONES $) | 0.0000 | 0.0000 | 0.0000 | 0.0000 | 0.0000 | 0.0000 | 0.0000 | 0.0000 | 0.0000 | 0.0000 |
| MEXICO - TUXPAN "CUOTA" ( D ) LIBRAMIENTO TULANCINGO | # ACCIDENTES | | | | | | | | 2 | | 2 |
| | # MUERTOS | | | | | | | | 1 | | 1 |
| | # HERIDOS | | | | | | | | | | 2 |
| | DAÑOS MATERIALES (MILLONES $) | 0.0000 | 0.0000 | 0.0000 | 0.0000 | 0.0000 | 0.0000 | 0.0000 | 0.0510 | 0.0000 | 0.0700 |

*TOTAL DE ACCIDENTES EN PERIODOS FESTIVOS*

| | | | | | | | | | | | |
|---|---|---|---|---|---|---|---|---|---|---|---|
| **LIBRE** | # ACCIDENTES | 2 | 8 | 4 | 5 | 3 | 4 | 1 | 9 | 2 | 11 |
| | # MUERTOS | | | | | | 1 | | 1 | | 1 |
| | # HERIDOS | | 17 | 9 | | 5 | 12 | 5 | 3 | 10 | 19 |
| | DAÑOS MATERIALES (MILLONES $) | .0500 | .7400 | .0280 | .0310 | .1011 | .0770 | .0400 | .2560 | .0400 | .1960 |
| **CUOTA** | # ACCIDENTES | | | | | | | 2 | 3 | | 2 |
| | # MUERTOS | | | | | | | | 2 | | 1 |
| | # HERIDOS | | | | | | | 6 | | | 2 |
| | DAÑOS MATERIALES (MILLONES $) | .0000 | .0000 | .0000 | .0000 | .0000 | .0000 | .0600 | .0690 | .0000 | .0700 |
| **H I D A L G O** | # ACCIDENTES | **2** | **8** | **4** | **5** | **3** | **4** | **3** | **12** | **2** | **13** |
| | # MUERTOS | | | | | | **1** | | **3** | | **2** |
| | # HERIDOS | | **17** | **9** | | **5** | **12** | **11** | **3** | **10** | **21** |
| | DAÑOS MATERIALES (MILLONES $) | **0.0500** | **0.7400** | **0.0280** | **0.0310** | **0.1011** | **0.0770** | **0.1000** | **0.3250** | **0.0400** | **0.2660** |

# *ACCIDENTES POR KILOMETRO*
# *2007*

**CARRETERA : MEXICO - PACHUCA (MEX. 85)**
**TRAMO: LIM. EDOS. MEX./HGO. - MATILDE**

**DEL KM: 49+250**
**AL KM: 78+300**

| SALDOS MUERTOS | SALDOS HERIDOS | SALDOS DAÑOS MATERIALES ( $ ) | CAUSAS CONDUCTOR | CAUSAS PEATONES | CAUSAS VEHICULO | CAUSAS CAMINO | CAUSAS GANADO | CAUSAS NATURAL | KILOMETRO | |
|---|---|---|---|---|---|---|---|---|---|---|
| 0 | 12 | 76,000 | 4 | | | | | 1 | | G F G G G |
| 2 | 19 | 199,000 | 5 | | | 1 | | | | G N H E G B |
| 0 | 1 | 13,000 | 2 | | | | | | | H G ✝ ✝ ✝ ✝ ✝ ✝ ✝ ✝ ✝ ✝ ✝ ✝ ✡ ✡ |
| 1 | 0 | 46,000 | 2 | | | | | | | E A ✝ ✝ ✝ ✝ ✝ ✝ |
| 0 | 6 | 112,000 | 5 | | | | | | 60 | G G G H N ✡ ✡ ✡ ✡ ✡ ✡ ✡ ✡ ✡ ✡ ✡ ✡ |
| 0 | 4 | 50,000 | 2 | | | | | | | G J ✡ ✡ ✡ ✡ ✡ ✡ ✡ ✡ |
| 0 | 3 | 25,000 | 2 | | | | | | | G E ✡ ✡ ✡ ✡ ✡ ✡ |
| 0 | 0 | 64,000 | 1 | | | | | | | G ✡ ✡ ✡ ✡ ✡ ✡ |
| 0 | 13 | 42,000 | 2 | | 1 | | | | | B G G ✡ ✡ ✡ ✡ ✡ ✡ ✡ ✡ ✡ ✡ ✡ ✡ ✡ ✡ ✡ ✡ ✡ ✡ ✡ ✡ ✡ ✡ ✡ ✡ ✡ ✡ ✡ ✡ |
| 1 | 6 | 63,000 | 4 | | 1 | | | 1 | 65 | A B G G H N ✝ ✝ ✝ ✝ ✝ ✝ ✡ ✡ ✡ ✡ ✡ ✡ ✡ ✡ ✡ ✡ ✡ ✡ ✡ ✡ |
| 0 | 6 | 130,000 | 4 | | | | | | | G G H H ✡ ✡ ✡ ✡ ✡ ✡ ✡ ✡ ✡ ✡ ✡ ✡ |
| 0 | 2 | 93,000 | 4 | | | | | | | G H J N ✡ ✡ ✡ ✡ |
| 0 | 2 | 102,000 | 2 | | | | | | | B H ✡ ✡ ✡ ✡ |
| 0 | 0 | 32,000 | 1 | | | | | | | A |
| 1 | 1 | 110,000 | 2 | | | | | | 70 | A A ✝ ✝ ✝ ✝ ✝ ✝ ✡ ✡ |
| 0 | 3 | 30,000 | 2 | | | | | | | G N ✡ ✡ ✡ ✡ ✡ ✡ |
| 0 | 4 | 62,000 | 2 | | | | | | | G N ✡ ✡ ✡ ✡ ✡ ✡ ✡ ✡ |
| 0 | 1 | 13,000 | 1 | | | | | | | G ✡ ✡ |
| 0 | 2 | 75,000 | 1 | | | | | | | G ✡ ✡ ✡ ✡ |
| 1 | 8 | 155,000 | 9 | | 1 | | | | 75 | G G G G G G H H N A ✝ ✝ ✝ ✝ ✝ ✝ ✡ ✡ ✡ ✡ ✡ ✡ ✡ ✡ ✡ ✡ ✡ ✡ ✡ ✡ ✡ ✡ |
| 0 | 0 | 56,050 | 2 | | | | | | | E B |
| 2 | 1 | 107,450 | 4 | 1 | | | | | | E F G H H ✝ ✝ ✝ ✝ ✝ ✝ ✝ ✝ ✝ ✝ ✝ ✝ ✡ ✡ ✡ ✡ ✡ ✡ ✡ ✡ ✡ ✡ ✡ ✡ |
| 0 | 6 | 29,000 | 1 | | | | | | 78 | G |

49
50
55
60
65
70
75
78

5 10 15 20 25 30 35 40 45

**NUMERO Y CLASIFICACION DE ACCIDENTES**

| CLAVE | CLASIFICACION DEL ACCIDENTE | CLAVE | CLASIFICACION DEL ACCIDENTE |
|---|---|---|---|
| **A** | SALIDA DEL CAMINO | COLISION SOBRE EL CAMINO | |
| | | **G** | OTRO VEHICULO MOTOR EN TRANSITO |
| SIN COLISION SOBRE EL CAMINO | | **H** | OTRO VEHICULO MOTOR POR ALCANCE |
| **B** | VOLCADURA | **J** | VEHICULO MOTOR ESTACIONADO |
| **C** | CAIDA DE PASAJERO | **K** | FERROCARRIL |
| **D** | INCENDIO | **L** | BICICLETA |
| **E** | OTROS | **M** | ANIMAL |
| COLISION SOBRE EL CAMINO | | **N** | OBJETO FIJO |
| **F** | PEATON (ATROPELLAMIENTO) | **O** | OTROS OBJETOS |

ACCIDENTES EQUIVALENTES A DAÑOS MATERIALES
✝ UN MUERTO = 6 ACCIDENTES
✡ UN HERIDO = 2 ACCIDENTES

# *ACCIDENTES POR KILOMETRO*
# *2007*

**CARRETERA : " T " COLONIA - CD. VALLES (MEX. 85)**
**TRAMO: " T " COLONIA - LIM. EDOS. HGO./S.L.P.**

**DEL KM: 8+000**
**AL KM: 35+000**

| KILOMETRO | MUERTOS | HERIDOS | DAÑOS MATERIALES ( $ ) | CONDUCTOR | PEAOPAS | VEHICULO | CAMINO | GANADO | ANATURAL |
|---|---|---|---|---|---|---|---|---|---|
| 8 | | | | | | | | | 1 |
| 9 | | | | | | | | | |
| 10 | 0 | 0 | 20,000 | 1 | | | | | |
| | 0 | 2 | 129,100 | 2 | | | | | |
| 11 | 0 | 5 | 140,000 | 3 | | | | | |
| 12 | 0 | 0 | 65,000 | 2 | | | | | |
| | 0 | 0 | 20,000 | 1 | | | | | |
| | 0 | 0 | 12,000 | 2 | | | | | |
| 13 | 0 | 3 | 75,000 | 3 | | | | | |
| | 0 | 0 | 20,000 | 3 | | | | | |
| | 1 | 6 | 45,000 | 3 | | | | | |
| | 1 | 4 | 12,000 | 2 | | | | | |
| | 0 | 2 | 25,000 | 2 | | | | | |
| 14 | 0 | 1 | 0 | 1 | | | | | |
| 15 | 0 | 0 | 25,000 | 2 | | | | | |
| | 0 | 9 | 65,000 | 4 | | | | 1 | |
| | 0 | 0 | 20,000 | | | | | 1 | |
| 16 | 0 | 0 | 30,000 | 2 | | | | | |
| | 1 | 2 | 25,000 | 2 | | | | | |
| | 1 | 5 | 500 | 1 | | | | | |
| | 0 | 2 | 46,000 | 2 | | | | | |
| 17 | 0 | 1 | 65,000 | 1 | | | | | |
| 18 | 0 | 1 | 10,000 | 1 | | | | | |

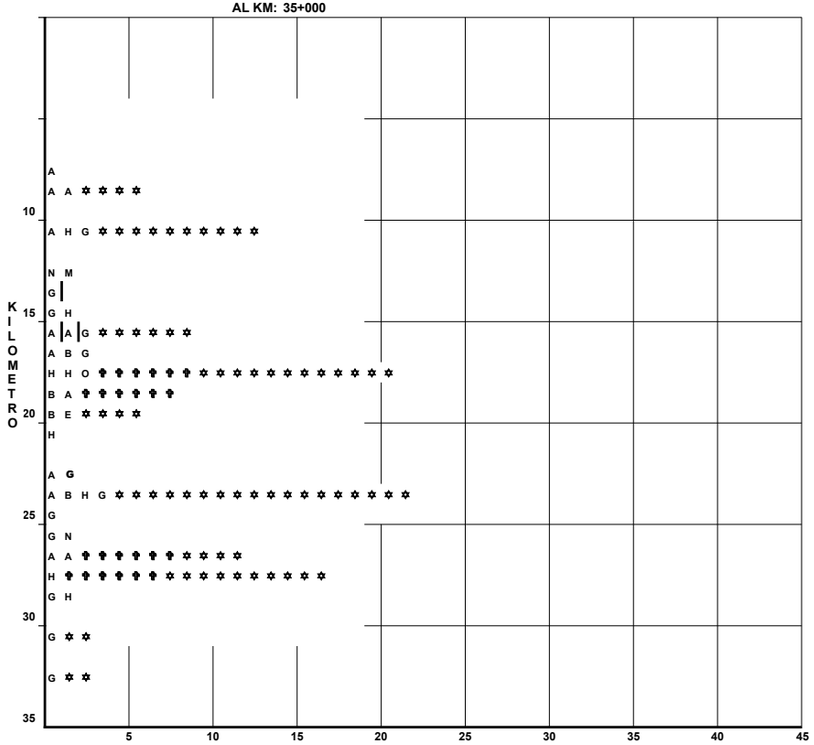


NUMERO Y CLASIFICACION DE ACCIDENTES

**DEL KM: 35+000**
**AL KM: 70+000**

| KILOMETRO | MUERTOS | HERIDOS | DAÑOS MATERIALES ( $ ) | CONDUCTOR | PEAOPAS | VEHICULO | CAMINO | GANADO | ANATURAL |
|---|---|---|---|---|---|---|---|---|---|
| 35 | 0 | 1 | 11,000 | 2 | | | | | |
| | 0 | 0 | 0 | 1 | | | | | |
| 40 | 0 | 3 | 22,000 | 5 | | | | | |
| | 0 | 0 | 40,000 | 1 | | | | | |
| 60 | 0 | 0 | 2,000 | 1 | | | | | |
| | 0 | 2 | 8,000 | 1 | | | | | |
| 70 | 0 | 0 | 8,000 | 1 | | | | | |

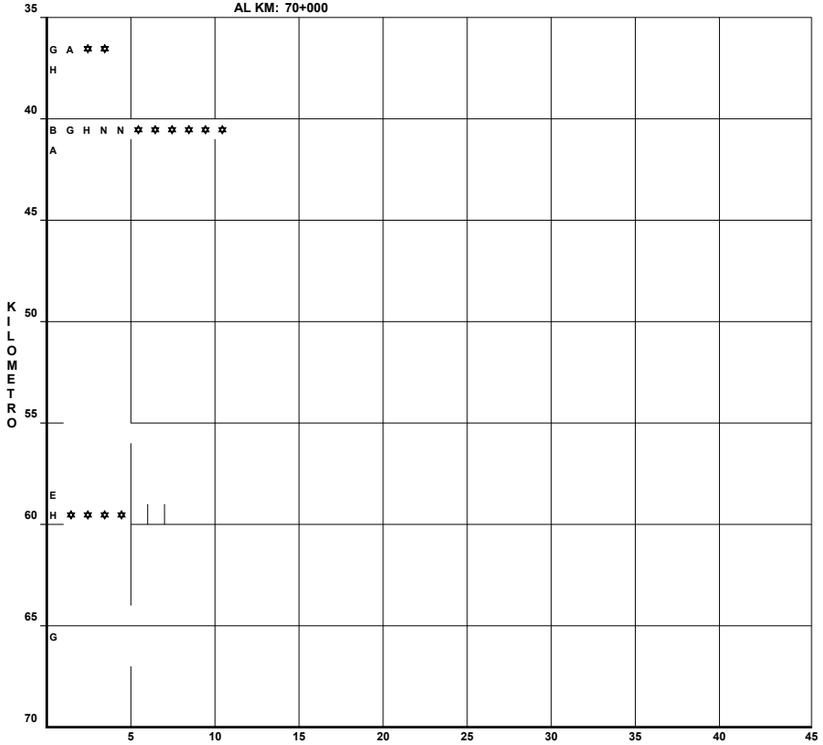


NUMERO Y CLASIFICACION DE ACCIDENTES

| CLAVE | CLASIFICACION DEL ACCIDENTE | CLAVE | CLASIFICACION DEL ACCIDENTE |
|---|---|---|---|
| | COLISION SOBRE EL CAMINO | | |
| A | SALIDA DEL CAMINO | G | OTRO VEHICULO MOTOR EN TRANSITO |
| | SIN COLISION SOBRE EL CAMINO | H | OTRO VEHICULO MOTOR POR ALCANCE |
| B | VOLCADURA | J | VEHICULO MOTOR ESTACIONADO |
| C | CAIDA DE PASAJERO | K | FERROCARRIL |
| D | INCENDIO | L | BICICLETA |
| E | OTROS | M | ANIMAL |
| | COLISION SOBRE EL CAMINO | N | OBJETO FIJO |
| F | PEATON (ATROPELLAMIENTO) | O | OTROS OBJETOS |

ACCIDENTES EQUIVALENTES A DAÑOS MATERIALES

✝ UN MUERTO = 6 ACCIDENTES
✲ UN HERIDO = 2 ACCIDENTES

# *ACCIDENTES POR KILOMETRO*
# *2007*

**CARRETERA : " T " COLONIA - CD. VALLES (MEX. 85)**
**TRAMO: " T " COLONIA - LIM. EDOS. HGO./S.L.P.**

**DEL KM: 70+000**
**AL KM: 105+000**

| MUERTOS | HERIDOS | DAÑOS MATERIALES ( $ ) | CONDUCTOR | PEAOPAS | VEHICULO | CAMINO | GANADO | ANATURAL |
|---|---|---|---|---|---|---|---|---|
| 0 | 0 | 15,000 | 1 | | | | | |
| 0 | 1 | 115,000 | 1 | | | | | |
| 0 | 2 | 100,000 | 1 | | | | | |
| 1 | 3 | 2,000 | 1 | | | | | |
| 0 | 2 | 129,100 | 2 | | | | | |
| 1 | 0 | 16,000 | | 1 | | | | |

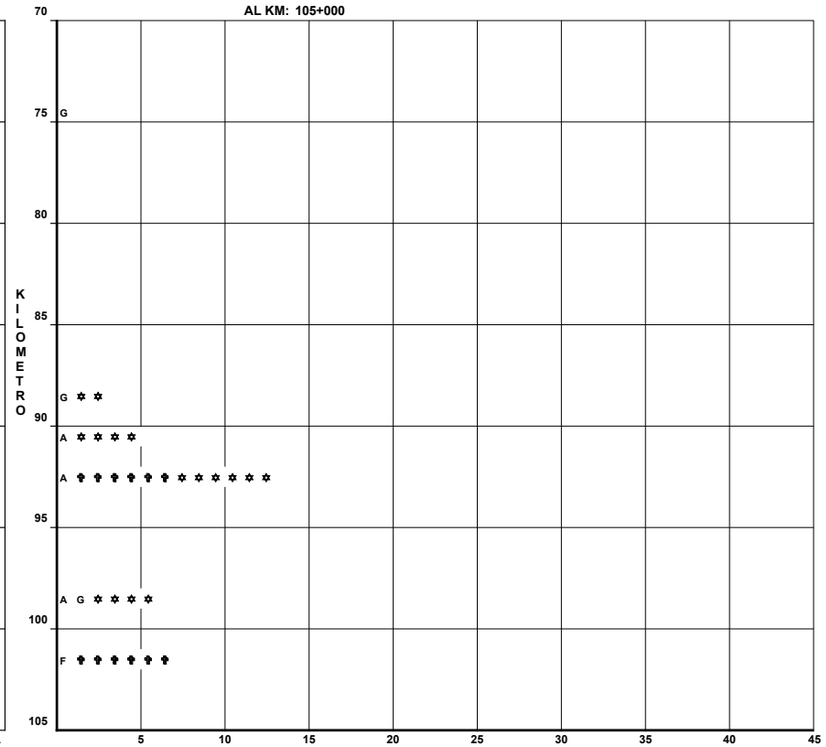


**DEL KM: 105+000**
**AL KM: 140+000**

| MUERTOS | HERIDOS | DAÑOS MATERIALES ( $ ) | CONDUCTOR | PEAOPAS | VEHICULO | CAMINO | GANADO | ANATURAL |
|---|---|---|---|---|---|---|---|---|
| 1 | 4 | 7,000 | 2 | | | | | |
| 0 | 0 | 40,000 | 1 | | | | | |
| 1 | 2 | 30,000 | 1 | | | | | |
| 0 | 0 | 5,000 | 1 | | | | | |
| 0 | 1 | 20,000 | 1 | | | | | |
| 0 | 0 | 35,000 | 1 | | | | | |
| 0 | 0 | 10,000 | 1 | | | | | |

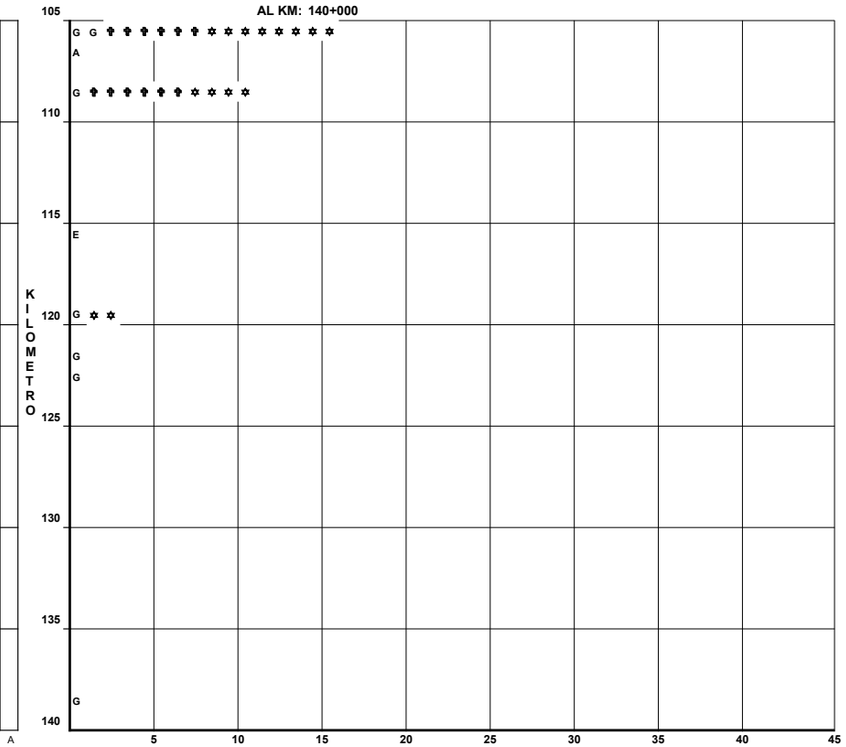


| CLAVE | CLASIFICACION DEL ACCIDENTE | CLAVE | CLASIFICACION DEL ACCIDENTE |
|---|---|---|---|
| | | COLISION SOBRE EL CAMINO | |
| A | SALIDA DEL CAMINO | G | OTRO VEHICULO MOTOR EN TRANSITO |
| | | H | OTRO VEHICULO MOTOR POR ALCANCE |
| SIN COLISION SOBRE EL CAMINO | | J | VEHICULO MOTOR ESTACIONADO |
| B | VOLCADURA | K | FERROCARRIL |
| C | CAIDA DE PASAJERO | L | BICICLETA |
| D | INCENDIO | M | ANIMAL |
| E | OTROS | N | OBJETO FIJO |
| COLISION SOBRE EL CAMINO | | O | OTROS OBJETOS |
| F | PEATON (ATROPELLAMIENTO) | | |

ACCIDENTES EQUIVALENTES A DAÑOS MATERIALES
✝ UN MUERTO = 6 ACCIDENTES
✡ UN HERIDO = 2 ACCIDENTES

# *ACCIDENTES POR KILOMETRO*
# *2007*

**CARRETERA : " T " COLONIA - CD. VALLES (MEX. 85)**
**TRAMO: " T " COLONIA - LIM. EDOS. HGO./S.L.P.**

**DEL KM: 140+000**
**AL KM: 175+000**

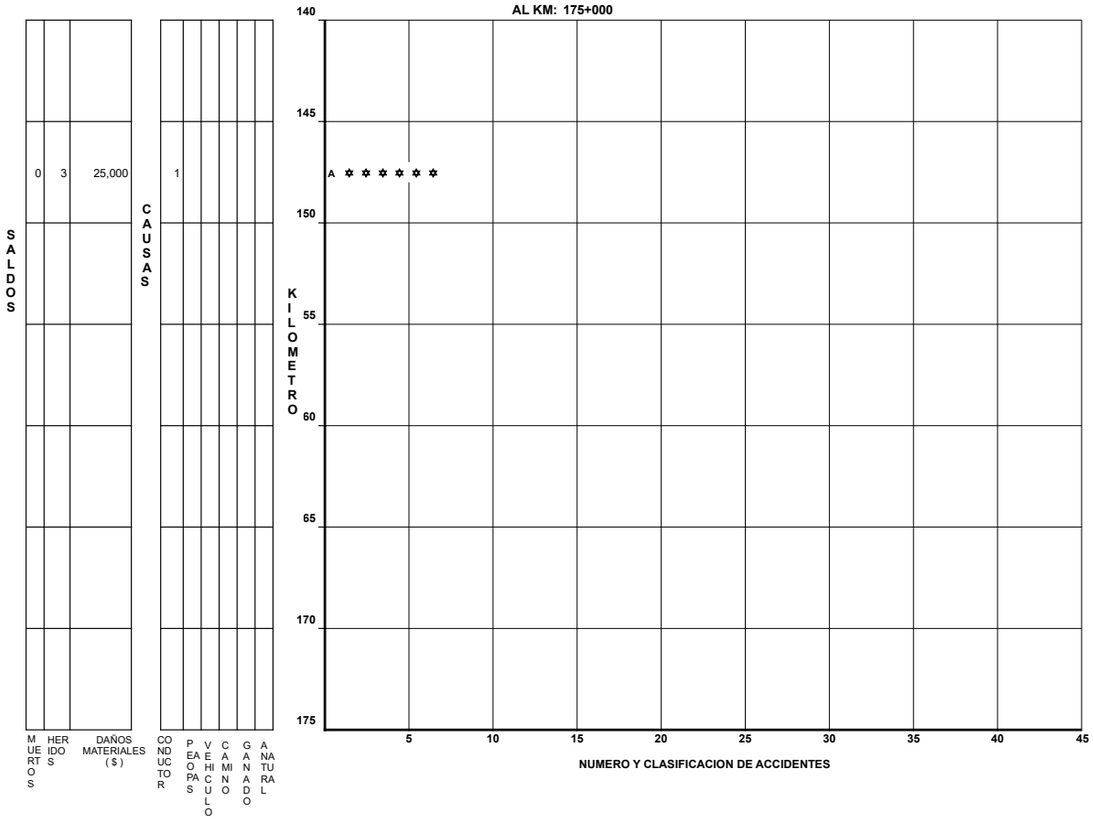


**DEL KM: 175+000**
**AL KM: 210+000**

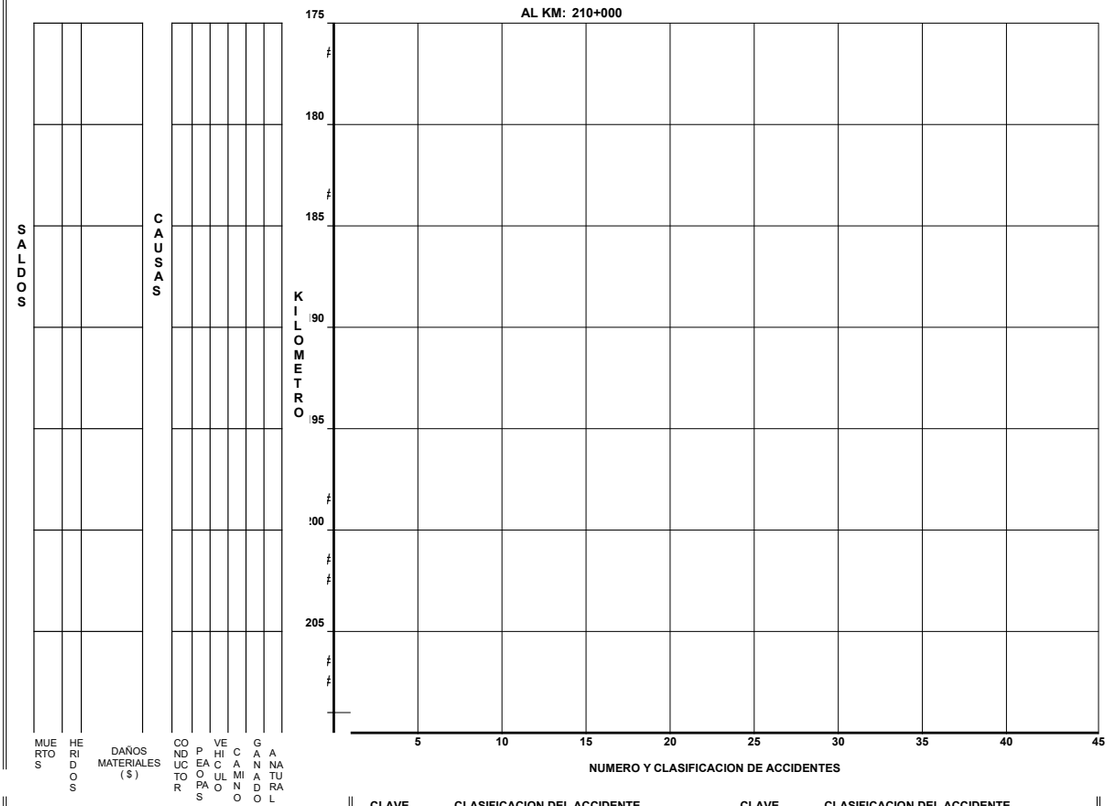


| CLAVE | CLASIFICACION DEL ACCIDENTE | CLAVE | CLASIFICACION DEL ACCIDENTE |
|---|---|---|---|
| A | SALIDA DEL CAMINO | COLISION SOBRE EL CAMINO | |
| | | G | OTRO VEHICULO MOTOR EN TRANSITO |
| SIN COLISION SOBRE EL CAMINO | | H | OTRO VEHICULO MOTOR POR ALCANCE |
| B | VOLCADURA | J | VEHICULO MOTOR ESTACIONADO |
| C | CAIDA DE PASAJERO | K | FERROCARRIL |
| D | INCENDIO | L | BICICLETA |
| E | OTROS | M | ANIMAL |
| COLISION SOBRE EL CAMINO | | N | OBJETO FIJO |
| F | PEATON (ATROPELLAMIENTO) | O | OTROS OBJETOS |

ACCIDENTES EQUIVALENTES A DAÑOS MATERIALES

✝ UN MUERTO = 6 ACCIDENTES

✡ UN HERIDO = 2 ACCIDENTES

# *ACCIDENTES POR KILOMETRO*
# *2007*

**CARRETERA : " T " COLONIA - CD. VALLES (MEX. 85)**
**TRAMO: " T " COLONIA - LIM. EDOS. HGO./S.L.P.**

**DEL KM: 210+000**
**AL KM: 245+000**

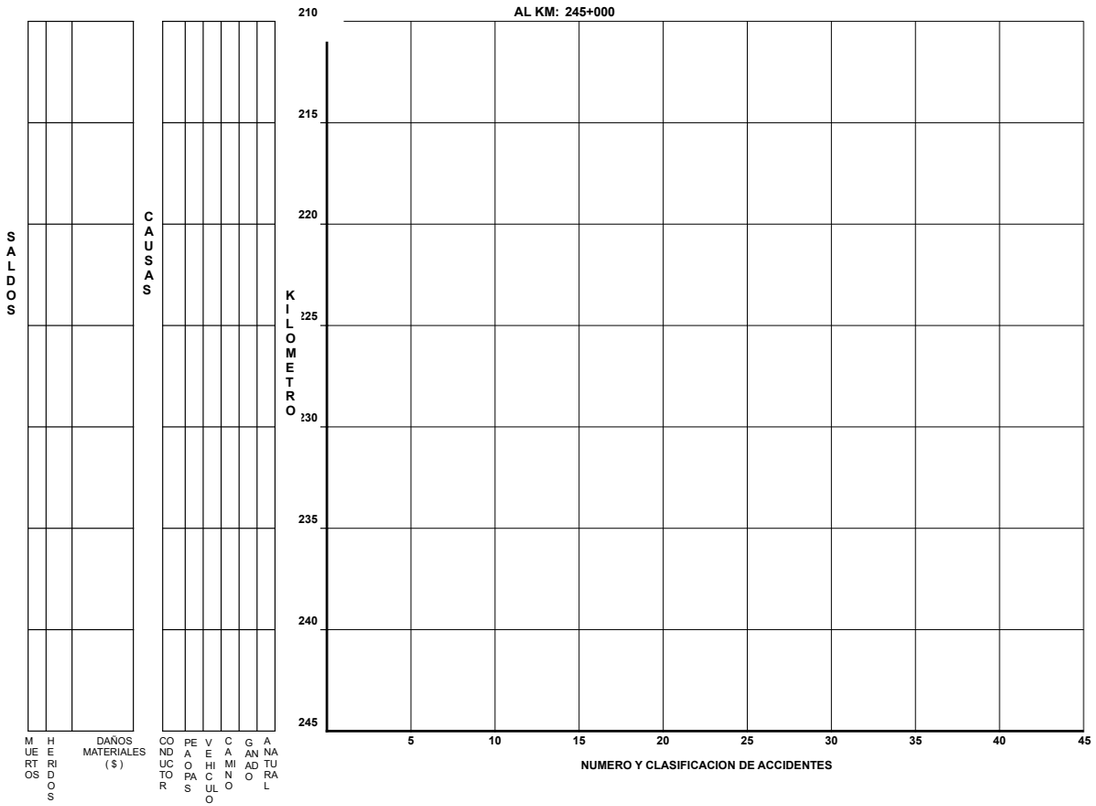


**DEL KM: 245+000**
**AL KM: 251+000**

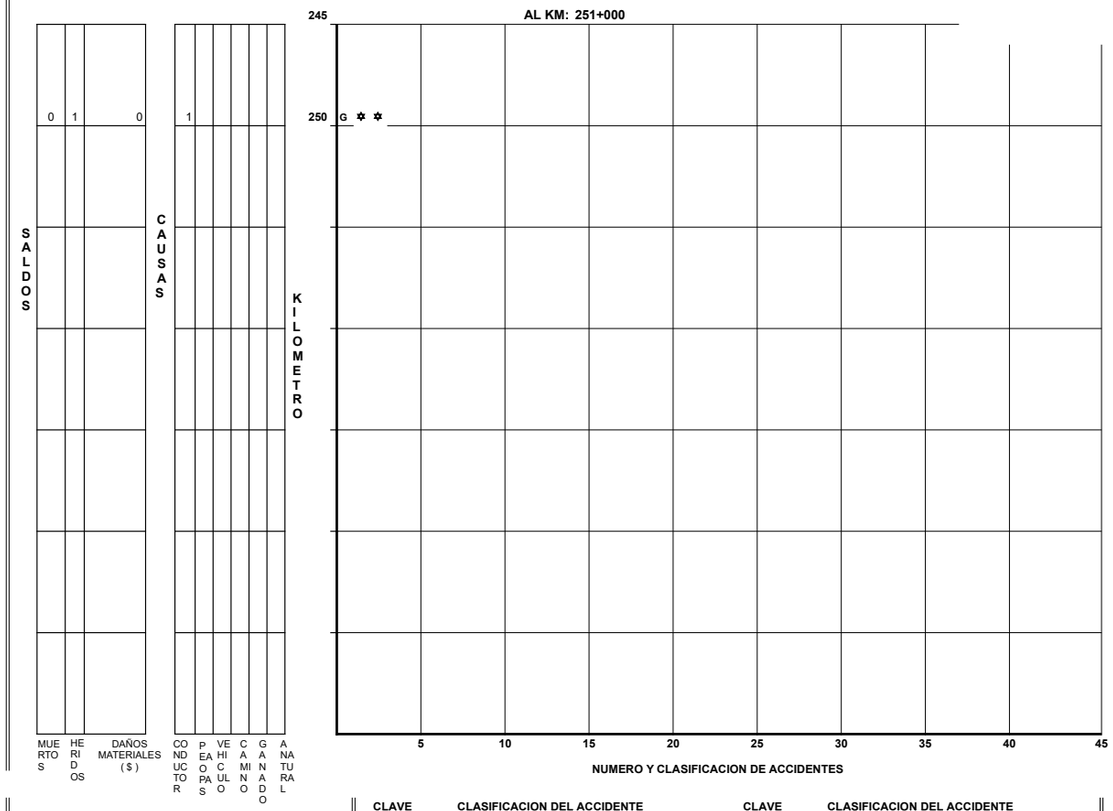


| CLAVE | CLASIFICACION DEL ACCIDENTE | CLAVE | CLASIFICACION DEL ACCIDENTE |
|---|---|---|---|
| | | COLISION SOBRE EL CAMINO | |
| A | SALIDA DEL CAMINO | G | OTRO VEHICULO MOTOR EN TRANSITO |
| SIN COLISION SOBRE EL CAMINO | | H | OTRO VEHICULO MOTOR POR ALCANCE |
| B | VOLCADURA | J | VEHICULO MOTOR ESTACIONADO |
| C | CAIDA DE PASAJERO | K | FERROCARRIL |
| D | INCENDIO | L | BICICLETA |
| E | OTROS | M | ANIMAL |
| COLISION SOBRE EL CAMINO | | N | OBJETO FIJO |
| F | PEATON (ATROPELLAMIENTO) | O | OTROS OBJETOS |

ACCIDENTES EQUIVALENTES A DAÑOS MATERIALES
✝ UN MUERTO = 6 ACCIDENTES

# *ACCIDENTES POR KILOMETRO*
# 2007

**CARRETERA : PACHUCA - TEMPOAL (MEX. 105)**
**TRAMO: PACHUCA - LIM. EDOS. HGO./VER.**

**DEL KM: 4+600**
**AL KM: 35+000**

| MUERTOS | HERIDOS | DAÑOS MATERIALES ($) | CONDUCTOR | PEAOPAS | VEHICULO | CAMINO | GANADO | ANATURAL |
|---|---|---|---|---|---|---|---|---|
| 0 | 1 | 100,000 | | | | | | 1 |
| 0 | 4 | 8,000 | 2 | | | | | |
| 0 | 0 | 20,000 | 1 | | | | | |
| 0 | 1 | 33,000 | 1 | | | | | |
| 0 | 1 | 33,000 | 1 | | | | | 1 |
| 0 | 0 | 30,000 | 1 | | | | | |
| 0 | 2 | 2,500 | 2 | | | | | |
| 0 | 0 | 72,000 | 2 | | | | | |
| 0 | 0 | 46,000 | | | | | | 1 |
| 0 | 16 | 15,000 | 2 | | | | | |
| 1 | 0 | 30,000 | 1 | | | | | 1 |
| 0 | 0 | 1,000 | 1 | | | | | |
| 0 | 0 | 10,000 | 1 | | | | | |
| 0 | 0 | 5,000 | 1 | | | | | |
| 0 | 2 | 3,500 | 1 | | | | | |
| 1 | 2 | 400,000 | 1 | | | | | |
| 0 | 4 | 46,500 | 1 | | | | | |
| 0 | 5 | 101,000 | 1 | | | | 1 | |
| 0 | 4 | 20,000 | 1 | | | | | |
| 0 | 0 | 20,000 | 1 | | | | | |
| 0 | 1 | 5,000 | 1 | | | | | |
| 0 | 2 | 85,000 | 1 | | | | | |




NUMERO Y CLASIFICACION DE ACCIDENTES

**DEL KM: 35+000**
**AL KM: 70+000**

| MUERTOS | HERIDOS | DAÑOS MATERIALES ($) | CONDUCTOR | PEAOPAS | VEHICULO | CAMINO | GANADO | ANATURAL |
|---|---|---|---|---|---|---|---|---|
| 1 | 0 | 40,000 | 1 | | | | | |
| 0 | 3 | 34,000 | 1 | | | | 1 | |
| 0 | 0 | 800 | 1 | | | | | |
| 0 | 3 | 6,000 | 1 | | | | | |
| 0 | 0 | 20,000 | 1 | | | | | |
| 0 | 0 | 6,000 | 1 | | | | | |
| 1 | 0 | 36,000 | 1 | | | | | 1 |
| 0 | 0 | 35,000 | 2 | | | | | |
| 1 | 2 | 7,000 | 2 | | | | | |
| 0 | 0 | 1,500 | 1 | | | | | |
| 0 | 2 | 15,000 | 1 | | | | | 1 |
| 0 | 0 | 4,000 | 1 | | | | | |
| 0 | 0 | 5,000 | | 1 | | | | |
| 0 | 0 | 40,000 | 1 | | | | | |

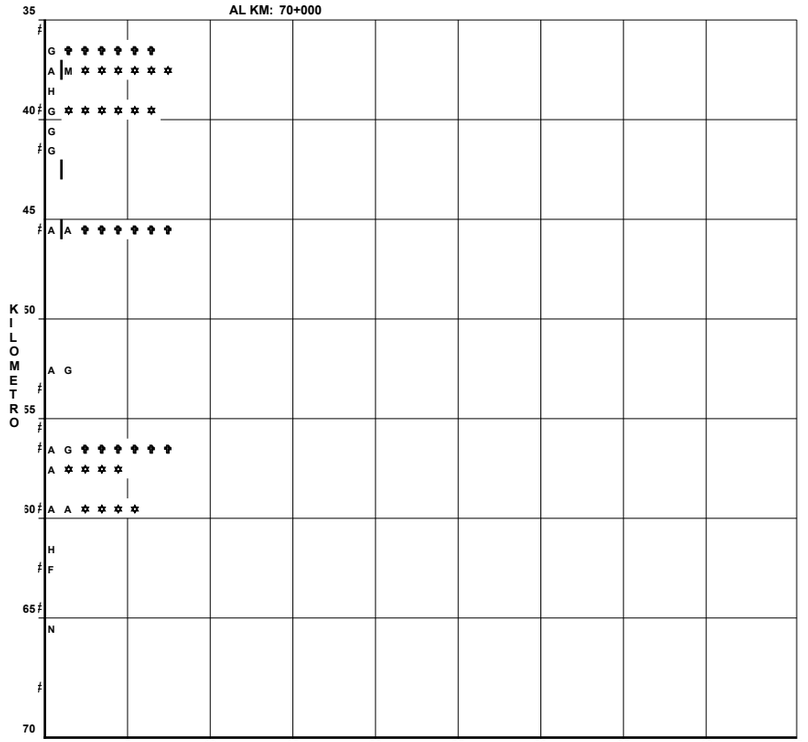


NUMERO Y CLASIFICACION DE ACCIDENTES

| CLAVE | CLASIFICACION DEL ACCIDENTE | CLAVE | CLASIFICACION DEL ACCIDENTE |
|---|---|---|---|
| A | SALIDA DEL CAMINO | COLISION SOBRE EL CAMINO | |
| | | G | OTRO VEHICULO MOTOR EN TRANSITO |
| SIN COLISION SOBRE EL CAMINO | | H | OTRO VEHICULO MOTOR POR ALCANCE |
| B | VOLCADURA | J | VEHICULO MOTOR ESTACIONADO |
| C | CAIDA DE PASAJERO | K | FERROCARRIL |
| D | INCENDIO | L | BICICLETA |
| E | OTROS | M | ANIMAL |
| COLISION SOBRE EL CAMINO | | N | OBJETO FIJO |
| F | PEATON (ATROPELLAMIENTO) | O | OTROS OBJETOS |

ACCIDENTES EQUIVALENTES A DAÑOS MATERIALES
✝ UN MUERTO = 6 ACCIDENTES
✲ UN HERIDO = 2 ACCIDENTES

# *ACCIDENTES POR KILOMETRO*
# *2007*

**CARRETERA : PACHUCA - TEMPOAL (MEX. 105)**
**TRAMO: PACHUCA - LIM. EDOS. HGO./VER.**

**DEL KM: 70+000**
**AL KM: 105+000**

| KILOMETRO | MUERTOS | HERIDOS | DAÑOS MATERIALES ( $ ) | CONDUCTOR | PEAOPAS | VEHICULO | CAMINO | GANADO | ANATURAL |
|---|---|---|---|---|---|---|---|---|---|
| 75 | 0 | 1 | 15,000 | 1 | | | | | |
| 80 | 0 | 0 | 10,000 | 1 | | | | | |
| 85 | 1 | 0 | 29,000 | 2 | | | | | |
| 85 | 0 | 13 | 30,500 | 2 | | | | | |
| 95 | 0 | 1 | 608,000 | 2 | | | | | |
| 100 | 0 | 1 | 10,000 | 1 | | | | | |
| 105 | 0 | 0 | 20,000 | 1 | | | | | |

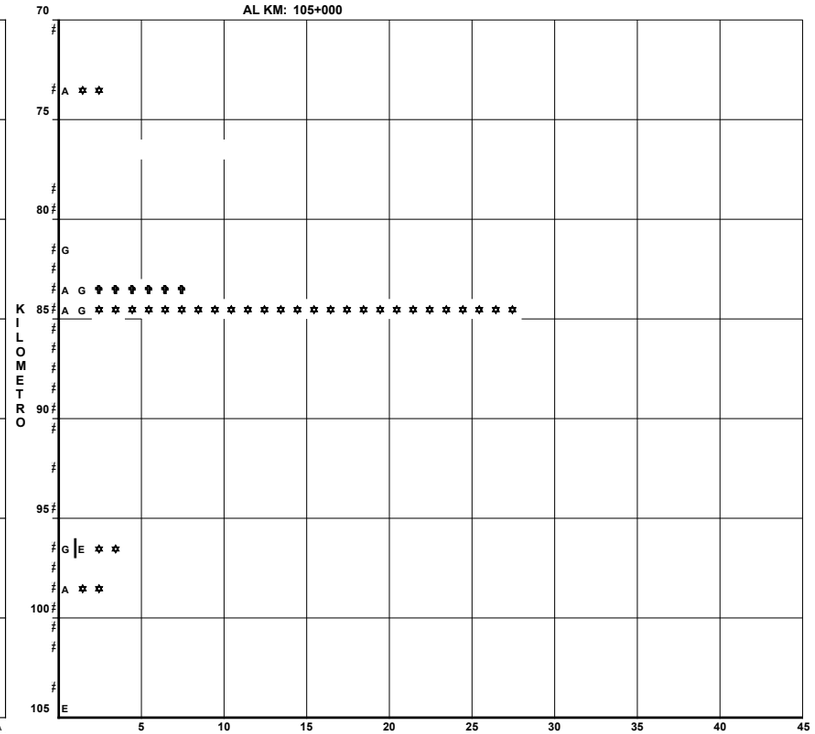


**DEL KM: 105+000**
**AL KM: 140+000**

| KILOMETRO | MUERTOS | HERIDOS | DAÑOS MATERIALES ( $ ) | CONDUCTOR | PEAOPAS | VEHICULO | CAMINO | GANADO | ANATURAL |
|---|---|---|---|---|---|---|---|---|---|
| 115 | 0 | 1 | 45,000 | 1 | | | | | |
| 120 | 0 | 1 | 10,100 | 2 | | | | | |
| 125 | 0 | 2 | 12,000 | | | 1 | | | 1 |
| 130 | 0 | 2 | 50,000 | 1 | | | | | |

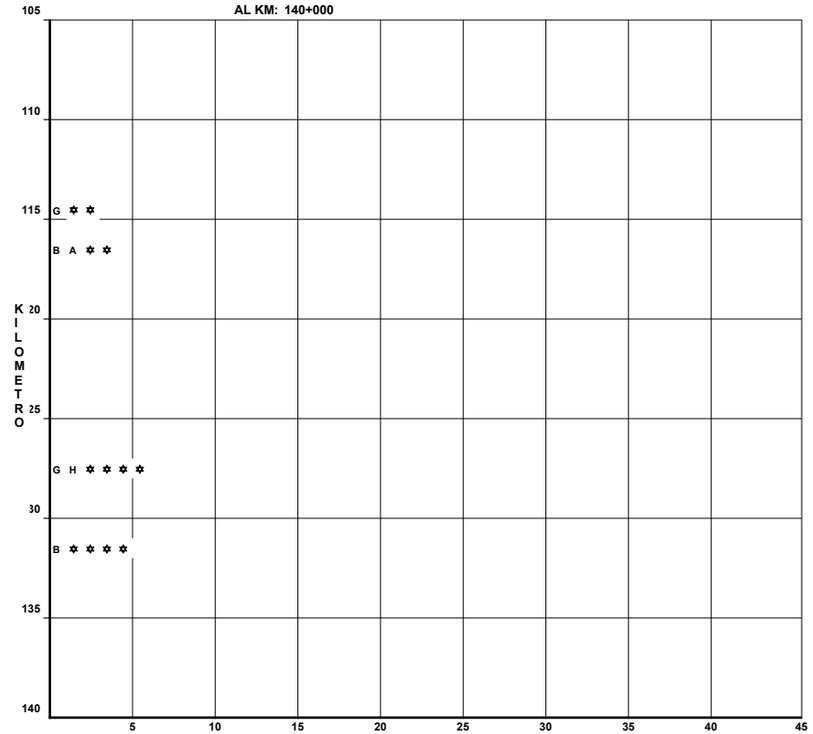


| CLAVE | CLASIFICACION DEL ACCIDENTE | CLAVE | CLASIFICACION DEL ACCIDENTE |
|---|---|---|---|
| A | SALIDA DEL CAMINO | COLISION SOBRE EL CAMINO | |
| | | G | OTRO VEHICULO MOTOR EN TRANSITO |
| SIN COLISION SOBRE EL CAMINO | | H | OTRO VEHICULO MOTOR POR ALCANCE |
| B | VOLCADURA | J | VEHICULO MOTOR ESTACIONADO |
| C | CAIDA DE PASAJERO | K | FERROCARRIL |
| D | INCENDIO | L | BICICLETA |
| E | OTROS | M | ANIMAL |
| COLISION SOBRE EL CAMINO | | N | OBJETO FIJO |
| F | PEATON (ATROPELLAMIENTO) | O | OTROS OBJETOS |

ACCIDENTES EQUIVALENTES A DAÑOS MATERIALES

UN MUERTO = 6 ACCIDENTES

UN HERIDO = 2 ACCIDENTES

# *ACCIDENTES POR KILOMETRO*
# *2007*

**CARRETERA : PACHUCA - TEMPOAL (MEX. 105)**
**TRAMO: PACHUCA - LIM. EDOS. HGO./VER.**

**DEL KM: 140+000**
**AL KM: 175+000**

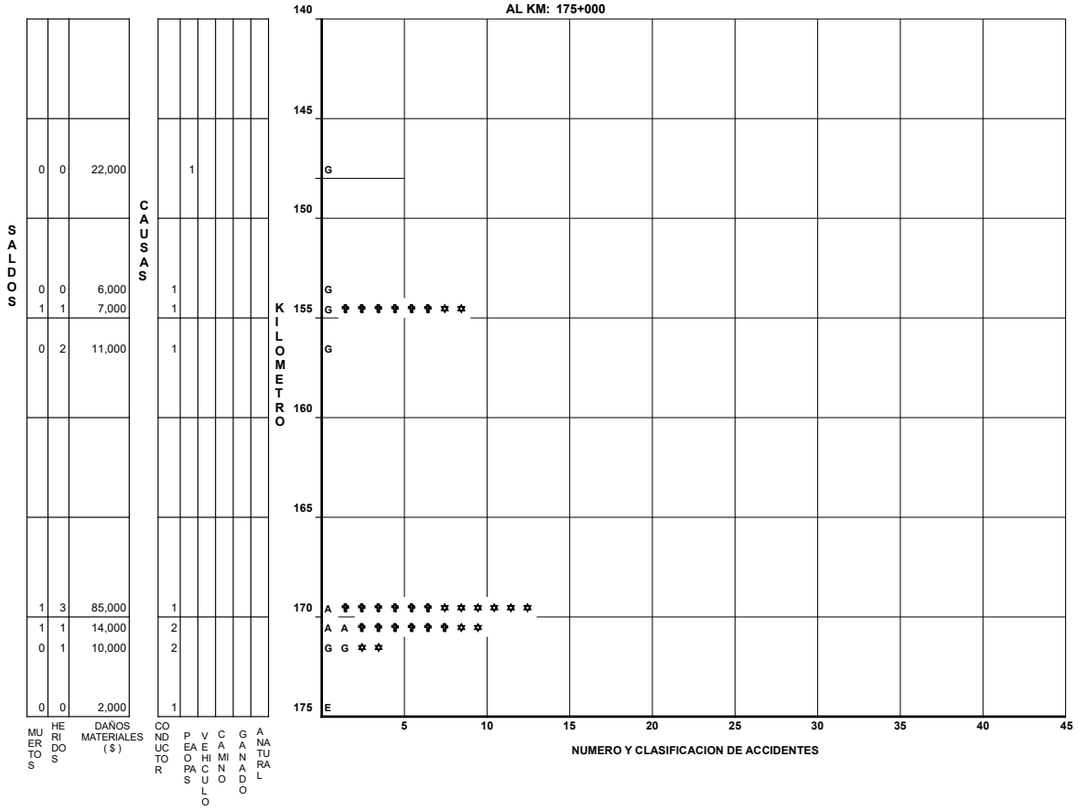


**DEL KM: 175+000**
**AL KM: 210+000**

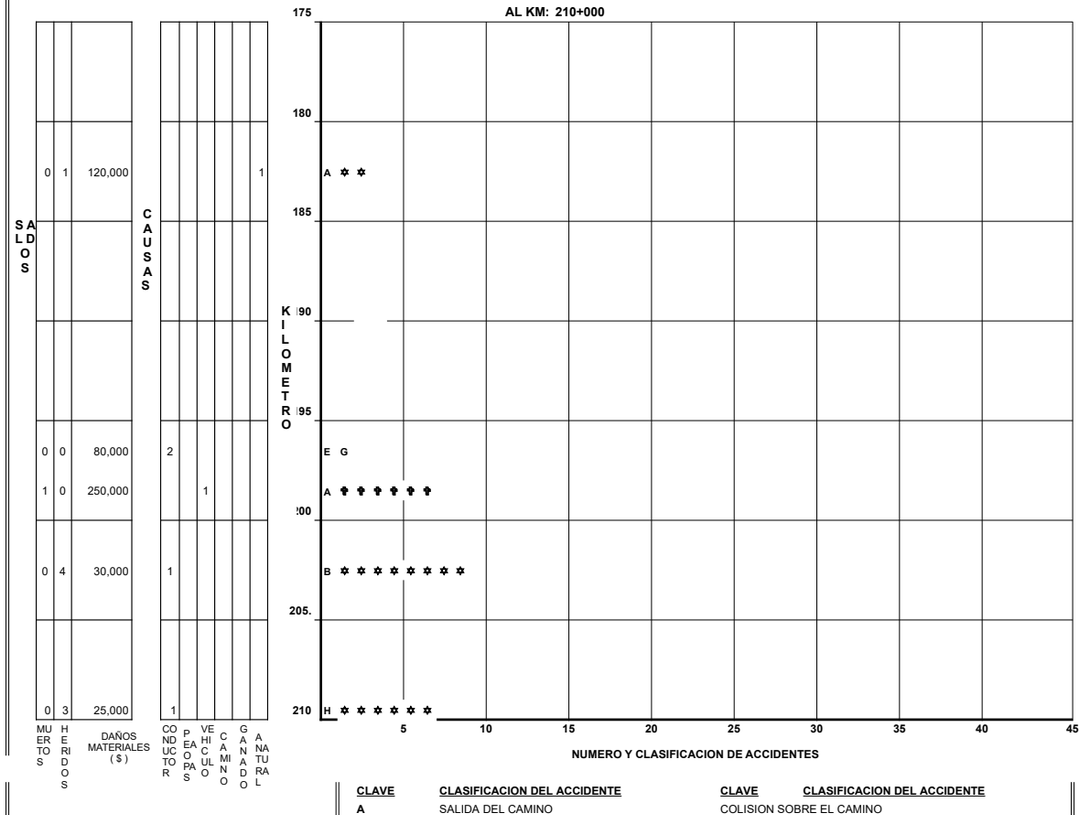


| CLAVE | CLASIFICACION DEL ACCIDENTE | CLAVE | CLASIFICACION DEL ACCIDENTE |
|---|---|---|---|
| A | SALIDA DEL CAMINO | COLISION SOBRE EL CAMINO | |
| | | G | OTRO VEHICULO MOTOR EN TRANSITO |
| SIN COLISION SOBRE EL CAMINO | | H | OTRO VEHICULO MOTOR POR ALCANCE |
| B | VOLCADURA | J | VEHICULO MOTOR ESTACIONADO |
| C | CAIDA DE PASAJERO | K | FERROCARRIL |
| D | INCENDIO | L | BICICLETA |
| E | OTROS | M | ANIMAL |
| COLISION SOBRE EL CAMINO | | N | OBJETO FIJO |
| F | PEATON (ATROPELLAMIENTO) | O | OTROS OBJETOS |

ACCIDENTES EQUIVALENTES A DAÑOS MATERIALES
✝ UN MUERTO = 6 ACCIDENTES
✲ UN HERIDO = 2 ACCIDENTES

# *ACCIDENTES POR KILOMETRO*
# *2007*

**CARRETERA : PACHUCA - TEMPOAL (MEX. 105)**
**TRAMO: PACHUCA - LIM. EDOS. HGO./VER.**

**DEL KM: 210+000**
**AL KM: 218+000**

**SALDOS**

| MUERTOS | HERIDOS | DAÑOS MATERIALES ( $ ) |
|---|---|---|
| 0 | 5 | 140,000 |

**CAUSAS**

| CONDUCTOR | PEAO PAS | VEHICULO | CAMINO | GANADO | ANATURAL |
|---|---|---|---|---|---|
| 2 | | | | | 1 |

**KILOMETRO**

210 G G G ✡ ✡ ✡ ✡ ✡ ✡ ✡ ✡ ✡ ✡
215 ≠
≠
≠
218 ≠
≠

5 10 15 20 25 30 35 40 45

**NUMERO Y CLASIFICACION DE ACCIDENTES**

| CLAVE | CLASIFICACION DEL ACCIDENTE | CLAVE | CLASIFICACION DEL ACCIDENTE |
|---|---|---|---|
| **A** | SALIDA DEL CAMINO | COLISION SOBRE EL CAMINO | |
| | | **G** | OTRO VEHICULO MOTOR EN TRANSITO |
| SIN COLISION SOBRE EL CAMINO | | **H** | OTRO VEHICULO MOTOR POR ALCANCE |
| **B** | VOLCADURA | **J** | VEHICULO MOTOR ESTACIONADO |
| **C** | CAIDA DE PASAJERO | **K** | FERROCARRIL |
| **D** | INCENDIO | **L** | BICICLETA |
| **E** | OTROS | **M** | ANIMAL |
| COLISION SOBRE EL CAMINO | | **N** | OBJETO FIJO |
| **F** | PEATON (ATROPELLAMIENTO) | **O** | OTROS OBJETOS |

ACCIDENTES EQUIVALENTES A DAÑOS MATERIALES
✟ UN MUERTO = 6 ACCIDENTES
✡ UN HERIDO = 2 ACCIDENTES

# *ACCIDENTES POR KILOMETRO*
# *2007*

**CARRETERA : PACHUCA - TUXPAN (MEX. 130)**
**TRAMO: PACHUCA - LIM. EDOS. HGO/PUE.**

**DEL KM: 10+300**
**AL KM: 35+000**

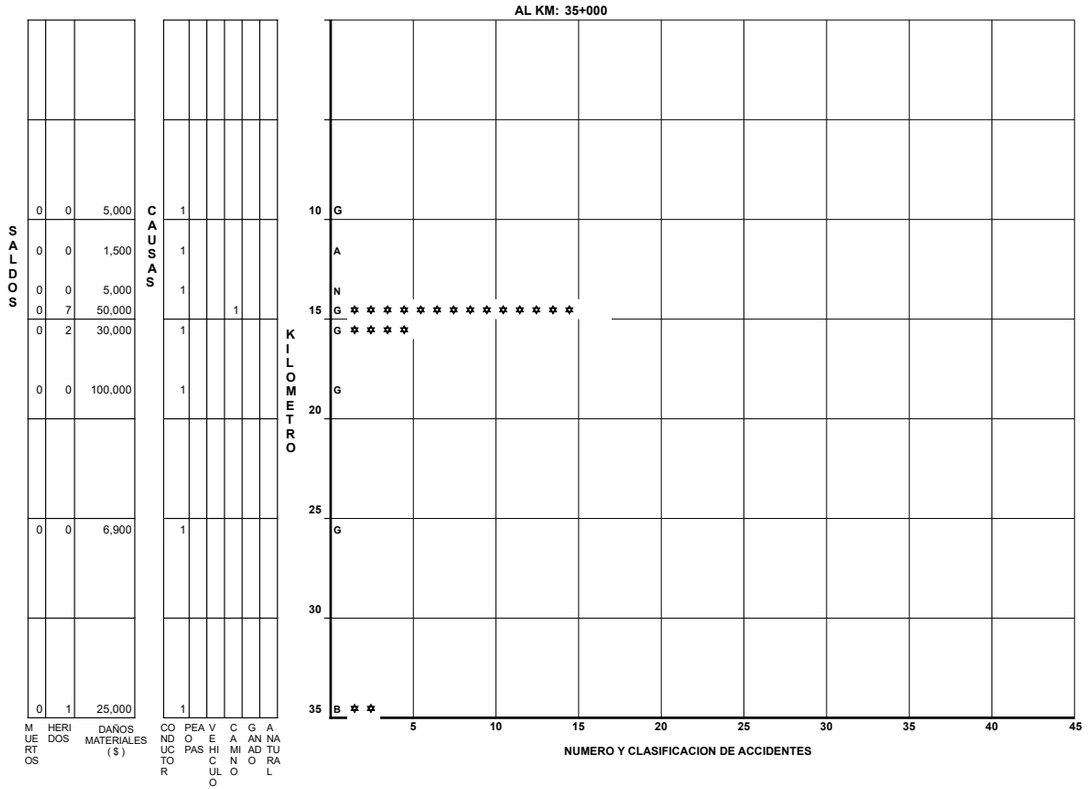


**DEL KM: 35+000**
**AL KM: 70+000**

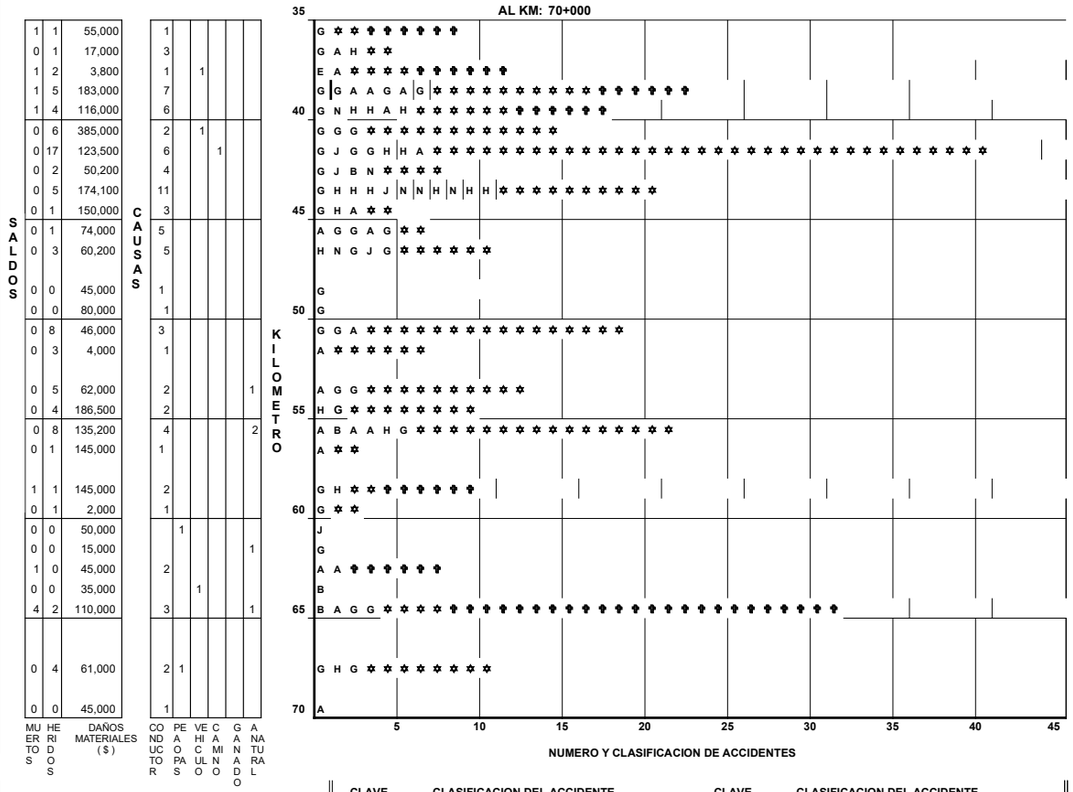


| CLAVE | CLASIFICACION DEL ACCIDENTE | CLAVE | CLASIFICACION DEL ACCIDENTE |
|---|---|---|---|
| A | SALIDA DEL CAMINO | COLISION SOBRE EL CAMINO | |
| | | G | OTRO VEHICULO MOTOR EN TRANSITO |
| SIN COLISION SOBRE EL CAMINO | | H | OTRO VEHICULO MOTOR POR ALCANCE |
| B | VOLCADURA | J | VEHICULO MOTOR ESTACIONADO |
| C | CAIDA DE PASAJERO | K | FERROCARRIL |
| D | INCENDIO | L | BICICLETA |
| E | OTROS | M | ANIMAL |
| COLISION SOBRE EL CAMINO | | N | OBJETO FIJO |
| F | PEATON (ATROPELLAMIENTO) | O | OTROS OBJETOS |

ACCIDENTES EQUIVALENTES A DAÑOS MATERIALES
✝ UN MUERTO = 6 ACCIDENTES
✲ UN HERIDO = 2 ACCIDENTES

# *ACCIDENTES POR KILOMETRO*
## *2007*

**CARRETERA : PACHUCA - TUXPAN (MEX. 130)**
**TRAMO: PACHUCA - LIM. EDOS. HGO/PUE.**

**DEL KM: 70+000**
**AL KM: 82+000**

**SALDOS** / **CAUSAS**

| KILOMETRO | MUERTOS | HERIDOS | DAÑOS MATERIALES ($) | CONDUCTOR | PEATON PASAJERO | VEHICULO | CAMINO | GANADO | ANATURAL |
|---|---|---|---|---|---|---|---|---|---|
| 70 | 0 | 1 | 100,000 | | 2 | | | | 1 |
| 75 | 0 | 2 | 65,000 | | 1 | | | | 1 |
| | 0 | 2 | 10,000 | | | 1 | | | |
| | 0 | 5 | 33,000 | | 2 | | | | 1 |
| | 0 | 3 | 20,000 | | 1 | | | | |
| 80 | 0 | 2 | 10,000 | | 1 | | | | |
| 82 | 0 | 0 | 13,500 | | 2 | | | | |

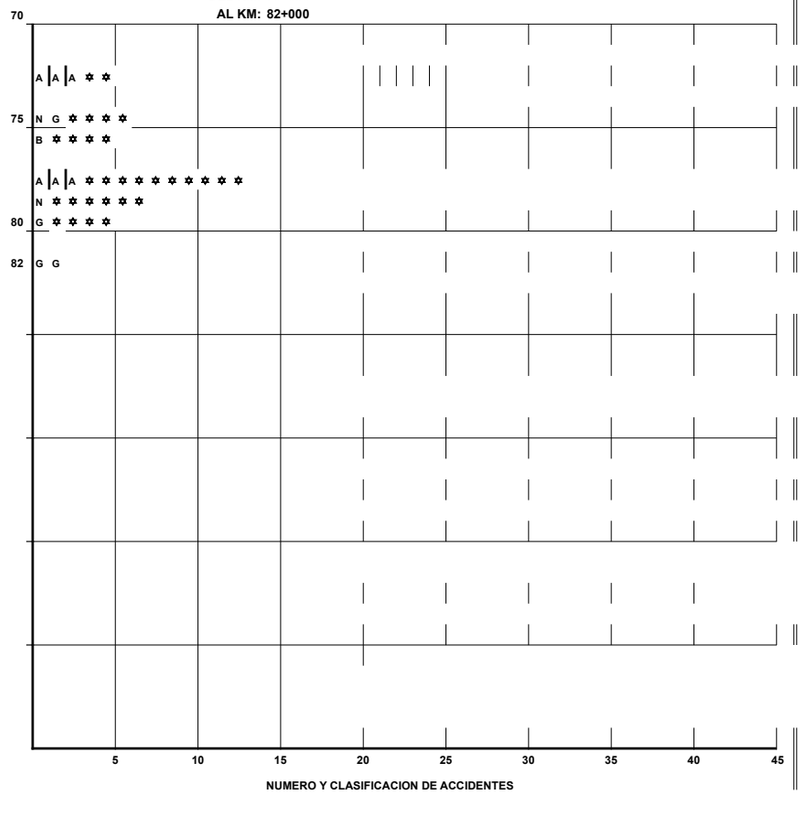


| CLAVE | CLASIFICACION DEL ACCIDENTE | CLAVE | CLASIFICACION DEL ACCIDENTE |
|---|---|---|---|
| A | SALIDA DEL CAMINO | COLISION SOBRE EL CAMINO | |
| | | G | OTRO VEHICULO MOTOR EN TRANSITO |
| SIN COLISION SOBRE EL CAMINO | | H | OTRO VEHICULO MOTOR POR ALCANCE |
| B | VOLCADURA | J | VEHICULO MOTOR ESTACIONADO |
| C | CAIDA DE PASAJERO | K | FERROCARRIL |
| D | INCENDIO | L | BICICLETA |
| E | OTROS | M | ANIMAL |
| COLISION SOBRE EL CAMINO | | N | OBJETO FIJO |
| F | PEATON (ATROPELLAMIENTO) | O | OTROS OBJETOS |

ACCIDENTES EQUIVALENTES A DAÑOS MATERIALES

✝ UN MUERTO = 6 ACCIDENTES

✲ UN HERIDO = 2 ACCIDENTES

# *ACCIDENTES POR KILOMETRO*
# *2007*

**CARRETERA : PACHUCA - CD. SAHAGUN (MEX. 130)**
**TRAMO: PACHUCA - CD. SAHAGUN**

**DEL KM: 0+000**
**AL KM: 35+000**

| SALDOS: MUERTOS | HERIDOS | DAÑOS MATERIALES ( $ ) | CAUSAS: CONDUCTOR | PEAO PAS | VEHICULO | CAMINO | GANADO | ANATURAL | KILOMETRO | |
|---|---|---|---|---|---|---|---|---|---|---|
| 0 | 3 | 170,000 | 2 | | | | | | 5 | G H ✡ ✡ ✡ ✡ ✡ ✡ |
| 0 | 1 | 47,000 | 2 | | | | | | | G G ✡ ✡ |
| 0 | 5 | 160,000 | 5 | | | | | 1 | | B **G G H N G** ✡ ✡ ✡ ✡ ✡ ✡ ✡ ✡ ✡ ✡ |
| 0 | 0 | 2,000 | 1 | | | | | | | E |
| 0 | 16 | 172,000 | 6 | | | | | 1 | | B F G H H N G ✡ ✡ ✡ ✡ ✡ ✡ ✡ ✡ ✡ ✡

# *ACCIDENTES POR KILOMETRO*
# *2007*

**CARRETERA : VTA. DE CARPIO - PITULA (MEX. 132)**
**TRAMO: LIM. EDOS. MEX./HGO. - " T " PITULA**

**DEL KM: 51+000**
**AL KM: 85+000**

| KILOMETRO | SALDOS: MUERTOS | SALDOS: HERIDOS | SALDOS: DAÑOS MATERIALES ( $ ) | CAUSAS: CONDUCTOR | CAUSAS: PEATONES | CAUSAS: VEHICULO | CAUSAS: CAMINO | CAUSAS: GANADO | CAUSAS: ANATURAL |
|---|---|---|---|---|---|---|---|---|---|
| 50 | 0 | 0 | 189,000 | 3 | | | 2 | | 1 |
| | 1 | 4 | 120,000 | 1 | | | | | 1 |
| | 0 | 0 | 65,500 | 3 | | | | | |
| | 1 | 3 | 330,000 | 3 | | | | | 3 |
| 55 | 0 | 4 | 105,000 | | | | | | 2 |
| | 0 | 2 | 95,000 | 3 | | | | | |
| | 0 | 2 | 25,000 | 1 | | | | | |
| | 1 | 10 | 40,000 | 3 | | | | | |
| 60 | 0 | 7 | 75,000 | 2 | | | | | |
| | 0 | 0 | 85,000 | 3 | | | | 1 | |
| | 0 | 2 | 62,000 | 4 | | | 1 | | |
| | 0 | 4 | 40,000 | 2 | | | | | |
| | 1 | 5 | 110,000 | 2 | | | | | |
| 65 | 2 | 8 | 805,000 | 2 | | | | | |
| | 0 | 7 | 44,000 | 2 | | 1 | | | |
| | 0 | 1 | 20,000 | 1 | | | | | |
| | 0 | 7 | 395,000 | 2 | | 1 | 1 | | |
| | 2 | 3 | 35,000 | | | | | | 2 |
| 70 | 0 | 2 | 45,000 | 1 | | | 1 | | |
| | 1 | 2 | 42,000 | 3 | | | | | |
| | 0 | 0 | 86,000 | 2 | | | | | |
| | 1 | 7 | 108,500 | 4 | | | 1 | | 1 |
| | 0 | 0 | 15,000 | | | | | | 2 |
| 75 | 0 | 6 | 65,000 | 1 | | | | | |
| | 0 | 4 | 10,000 | 1 | | | | | |
| | 1 | 6 | 25,000 | 1 | | | | | 1 |
| | 3 | 13 | 90,000 | 2 | | 1 | | | |
| 80 | 2 | 0 | 34,000 | 3 | | | | | 1 |
| | 2 | 0 | 30,500 | 2 | 1 | | | | 1 |
| | 0 | 2 | 58,000 | 4 | | | | | |
| 85 | 0 | 1 | 0 | | | | | | 1 |
| | 18 | 112 | 3E+06 | 0## | 1 | 3 | 6 | 1## | |




**NUMERO Y CLASIFICACION DE ACCIDENTES**

| CLAVE | CLASIFICACION DEL ACCIDENTE | CLAVE | CLASIFICACION DEL ACCIDENTE |
|---|---|---|---|
| **A** | SALIDA DEL CAMINO | COLISION SOBRE EL CAMINO | |
| | | **G** | OTRO VEHICULO MOTOR EN TRANSITO |
| SIN COLISION SOBRE EL CAMINO | | **H** | OTRO VEHICULO MOTOR POR ALCANCE |
| **B** | VOLCADURA | **J** | VEHICULO MOTOR ESTACIONADO |
| **C** | CAIDA DE PASAJERO | **K** | FERROCARRIL |
| **D** | INCENDIO | **L** | BICICLETA |
| **E** | OTROS | **M** | ANIMAL |
| COLISION SOBRE EL CAMINO | | **N** | OBJETO FIJO |
| **F** | PEATON (ATROPELLAMIENTO) | **O** | OTROS OBJETOS |

ACCIDENTES EQUIVALENTES A DAÑOS MATERIALES
✝ UN MUERTO = 6 ACCIDENTES
✲ UN HERIDO = 2 ACCIDENTES

# *ACCIDENTES POR KILOMETRO*
# *2007*

**CARRETERA : APIZACO - TEJOCOTAL (MEX. 119)**
**TRAMO: LIM. EDOS. PUE./HGO. - TEJOCOTAL**

**DEL KM: 110+000**
**AL KM: 113+000**

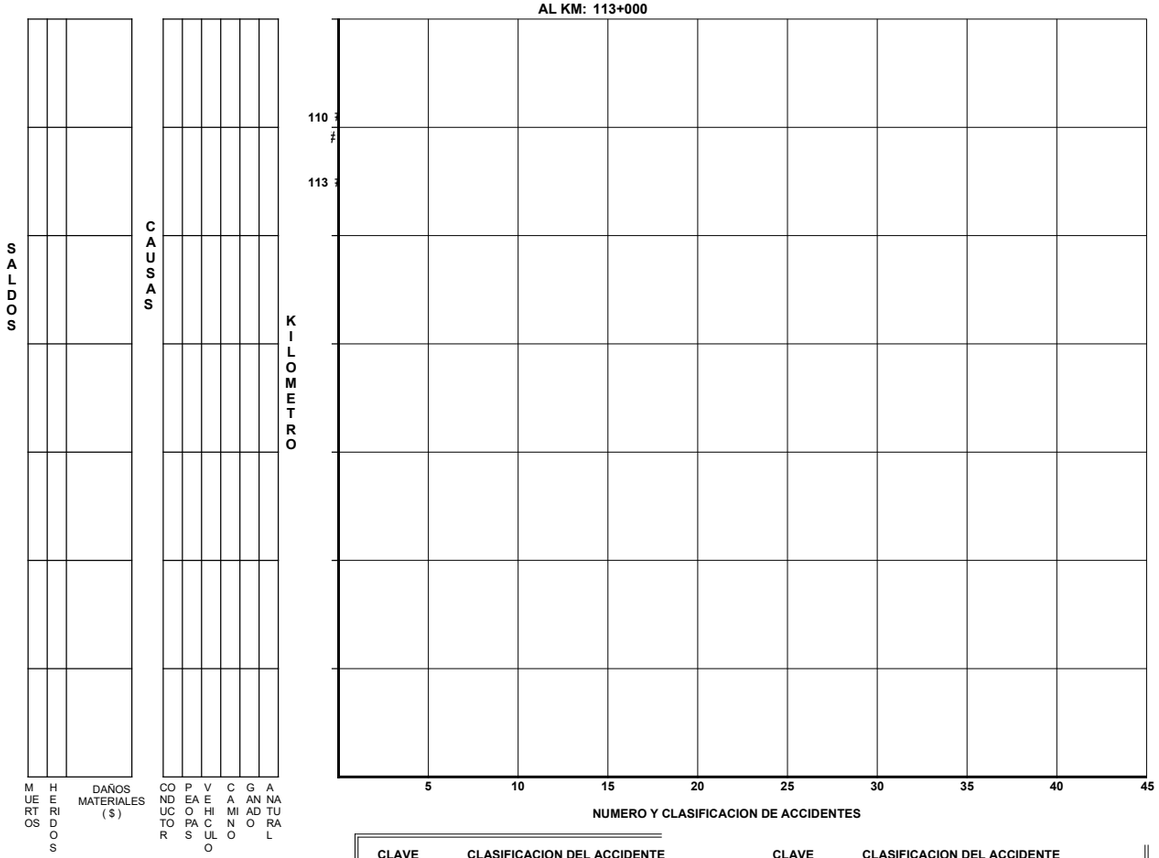


| CLAVE | CLASIFICACION DEL ACCIDENTE | CLAVE | CLASIFICACION DEL ACCIDENTE |
|---|---|---|---|
| **A** | SALIDA DEL CAMINO | COLISION SOBRE EL CAMINO | |
| | | **G** | OTRO VEHICULO MOTOR EN TRANSITO |
| SIN COLISION SOBRE EL CAMINO | | **H** | OTRO VEHICULO MOTOR POR ALCANCE |
| **B** | VOLCADURA | **J** | VEHICULO MOTOR ESTACIONADO |
| **C** | CAIDA DE PASAJERO | **K** | FERROCARRIL |
| **D** | INCENDIO | **L** | BICICLETA |
| **E** | OTROS | **M** | ANIMAL |
| COLISION SOBRE EL CAMINO | | **N** | OBJETO FIJO |
| **F** | PEATON (ATROPELLAMIENTO) | **O** | OTROS OBJETOS |

ACCIDENTES EQUIVALENTES A DAÑOS MATERIALES

✝ UN MUERTO = 6 ACCIDENTES

✡ UN HERIDO = 2 ACCIDENTES

# *ACCIDENTES POR KILOMETRO*
# *2007*

**CARRETERA : PORTEZUELO - PALMILLAS (MEX. 45)**

**TRAMO: "T" PORTEZUELO - LIM. EDOS. HGO./QRO.**

**DEL KM: 0+000**

**AL KM: 73+800**

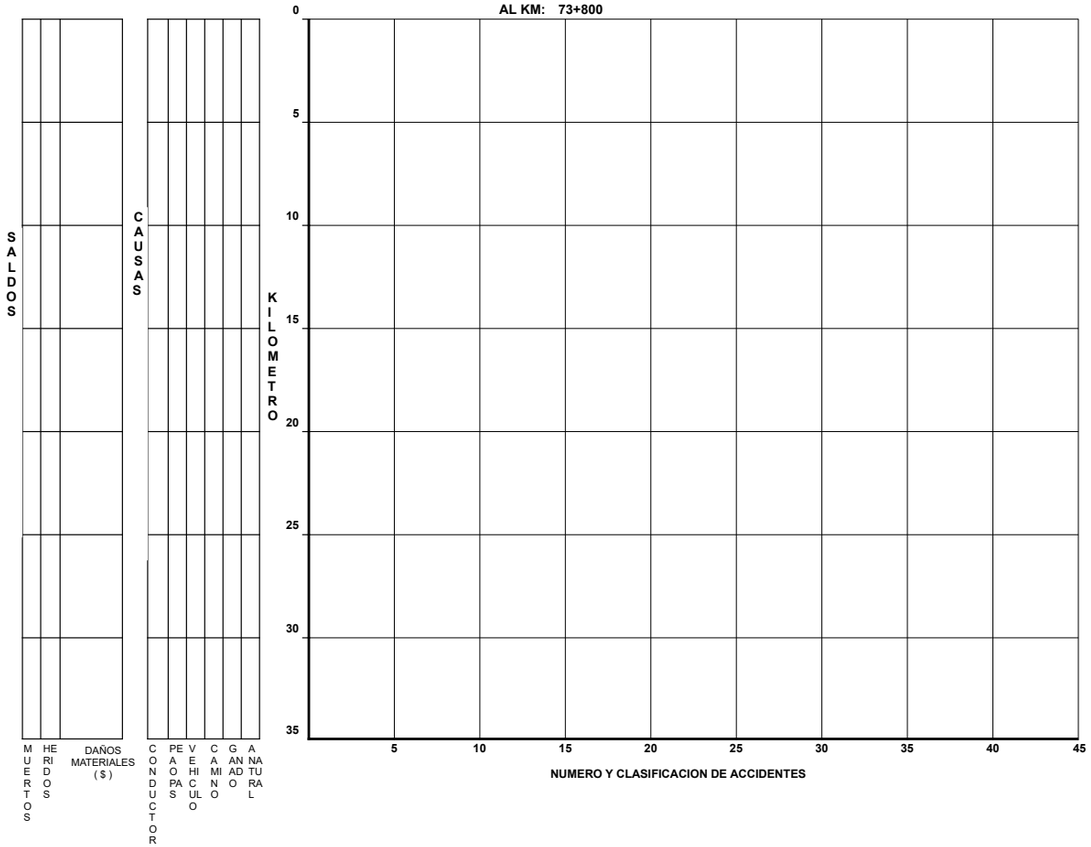


**DEL KM: 35+000**

**AL KM: 70+000**

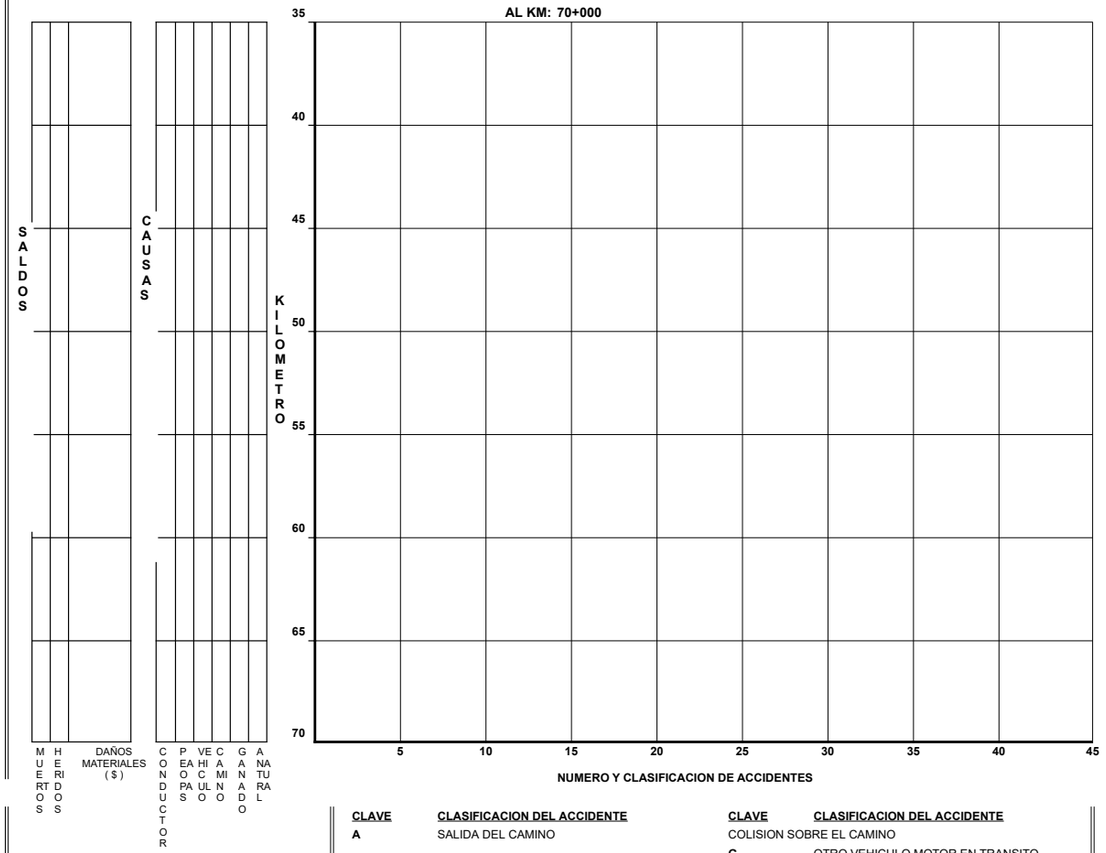


| CLAVE | CLASIFICACION DEL ACCIDENTE | CLAVE | CLASIFICACION DEL ACCIDENTE |
|---|---|---|---|
| **A** | SALIDA DEL CAMINO | COLISION SOBRE EL CAMINO | |
| | | **G** | OTRO VEHICULO MOTOR EN TRANSITO |
| SIN COLISION SOBRE EL CAMINO | | **H** | OTRO VEHICULO MOTOR POR ALCANCE |
| **B** | VOLCADURA | **J** | VEHICULO MOTOR ESTACIONADO |
| **C** | CAIDA DE PASAJERO | **K** | FERROCARRIL |
| **D** | INCENDIO | **L** | BICICLETA |
| **E** | OTROS | **M** | ANIMAL |
| COLISION SOBRE EL CAMINO | | **N** | OBJETO FIJO |
| **F** | PEATON (ATROPELLAMIENTO) | **O** | OTROS OBJETOS |

ACCIDENTES EQUIVALENTES A DAÑOS MATERIALES

✝ UN MUERTO = 6 ACCIDENTES

✡ UN HERIDO = 2 ACCIDENTES

# *ACCIDENTES POR KILOMETRO*
# *2007*

**CARRETERA : PORTEZUELO - PALMILLAS (MEX. 45)**
**TRAMO: "T" PORTEZUELO - LIM. EDOS. HGO./QRO.**

**DEL KM: 70+000**
**AL KM: 73+800**

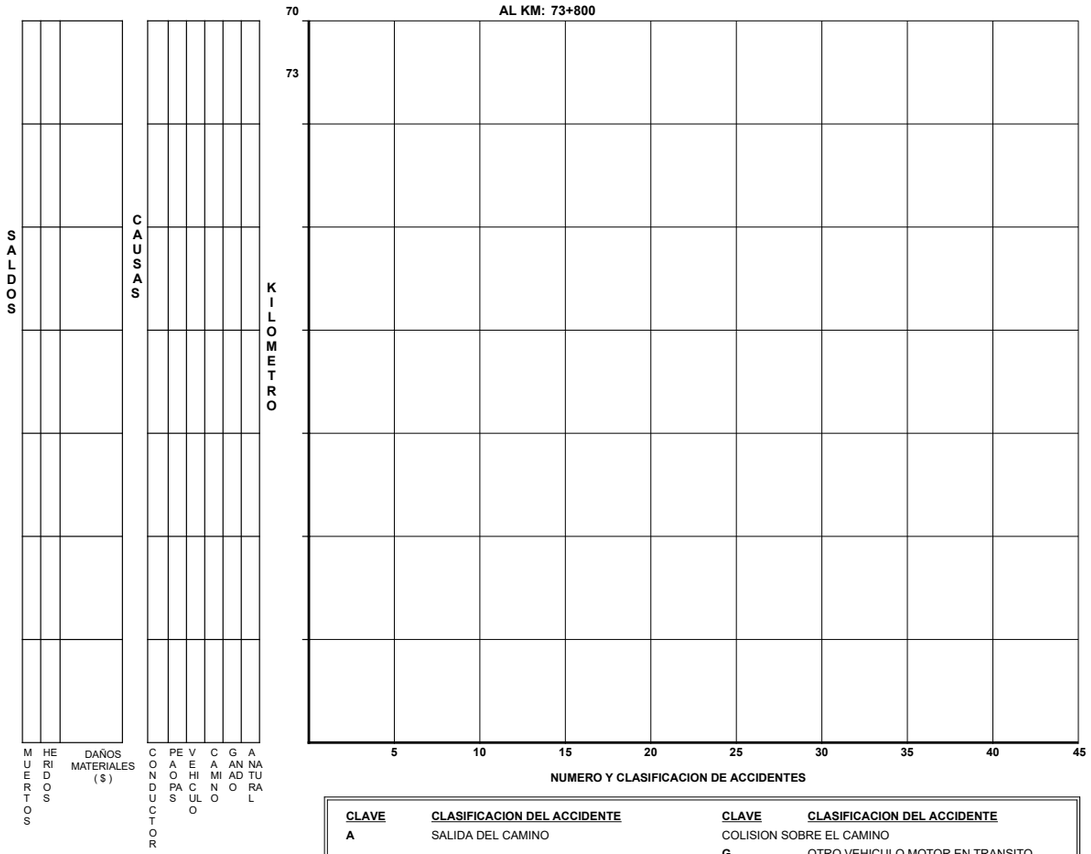


| CLAVE | CLASIFICACION DEL ACCIDENTE | CLAVE | CLASIFICACION DEL ACCIDENTE |
|---|---|---|---|
| **A** | SALIDA DEL CAMINO | COLISION SOBRE EL CAMINO | |
| | | **G** | OTRO VEHICULO MOTOR EN TRANSITO |
| SIN COLISION SOBRE EL CAMINO | | **H** | OTRO VEHICULO MOTOR POR ALCANCE |
| **B** | VOLCADURA | **J** | VEHICULO MOTOR ESTACIONADO |
| **C** | CAIDA DE PASAJERO | **K** | FERROCARRIL |
| **D** | INCENDIO | **L** | BICICLETA |
| **E** | OTROS | **M** | ANIMAL |
| COLISION SOBRE EL CAMINO | | **N** | OBJETO FIJO |
| **F** | PEATON (ATROPELLAMIENTO) | **O** | OTROS OBJETOS |

ACCIDENTES EQUIVALENTES A DAÑOS MATERIALES

✝ UN MUERTO = 6 ACCIDENTES

✡ UN HERIDO = 2 ACCIDENTES

# *ACCIDENTES POR KILOMETRO*
# *2007*

**CARRETERA : JOROBAS - TULA (MEX. 87)**
**TRAMO: LIM. EDOS. MEX/HGO.- TULA**

**DEL KM: 0+000**
**AL KM: 30+000**

| SALDOS | | | CAUSAS | | | | | | KILOMETRO |
|---|---|---|---|---|---|---|---|---|---|
| MUERTOS | HERIDOS | DAÑOS MATERIALES ( $ ) | CONDUCTOR | PEAOPAS | VEHICULO | CAMINO | GANADO | ANATURAL | |
| 0 | 0 | 10,000 | 2 | | | | | | 12 |
| 0 | 2 | 45,000 | 2 | | | | | | 20 |
| 0 | 1 | 50,000 | 1 | | | | | | 20 |
| 0 | 0 | 15,000 | 1 | | | | | | 25 |
| 0 | 2 | 22,000 | 1 | | | | | | 25 |
| 0 | 1 | 60,000 | 2 | | | | | | 25 |
| 3 | 5 | 120,000 | 4 | | | | | | 25 |
| 0 | 3 | 464,000 | 4 | | | 1 | | 1 | 25 |
| 0 | 1 | 30,000 | 1 | | | | | | 25 |

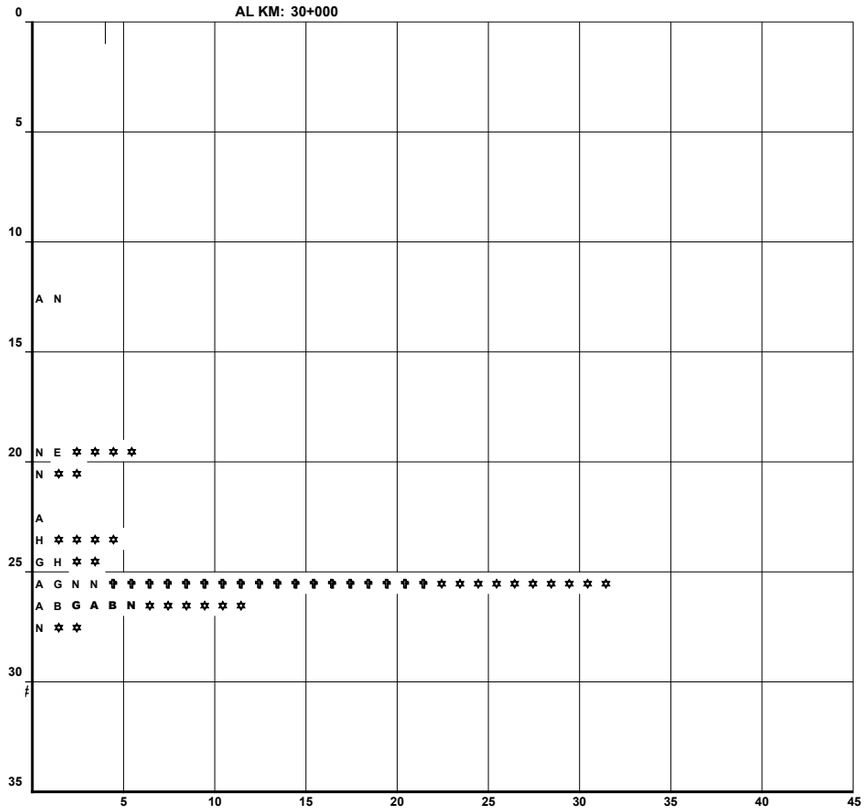


**NUMERO Y CLASIFICACION DE ACCIDENTES**

| CLAVE | CLASIFICACION DEL ACCIDENTE |
|---|---|
| **A** | SALIDA DEL CAMINO |
| SIN COLISION SOBRE EL CAMINO | |
| **B** | VOLCADURA |
| **C** | CAIDA DE PASAJERO |
| **D** | INCENDIO |
| **E** | OTROS |
| COLISION SOBRE EL CAMINO | |
| **F** | PEATON (ATROPELLAMIENTO) |

| CLAVE | CLASIFICACION DEL ACCIDENTE |
|---|---|
| COLISION SOBRE EL CAMINO | |
| **G** | OTRO VEHICULO MOTOR EN TRANSITO |
| **H** | OTRO VEHICULO MOTOR POR ALCANCE |
| **J** | VEHICULO MOTOR ESTACIONADO |
| **K** | FERROCARRIL |
| **L** | BICICLETA |
| **M** | ANIMAL |
| **N** | OBJETO FIJO |
| **O** | OTROS OBJETOS |

ACCIDENTES EQUIVALENTES A DAÑOS MATERIALES
✝ UN MUERTO = 6 ACCIDENTES
✡ UN HERIDO = 2 ACCIDENTES

# *ACCIDENTES POR KILOMETRO*
# *2007*

**CARRETERA : MEXICO - PACHUCA "CUOTA" ( MEX. 085 D )**

**TRAMO: LIM. EDOS. MEX./HGO. - LOS ANGELES**

**DEL KM: 46+600**

**AL KM: 58+000**

| KILOMETRO | MUERTOS | HERIDOS | DAÑOS MATERIALES ( $ ) | CONDUCTOR | PEATONES | VEHICULO | CAMINO | GANADO | ANATURAL |
|---|---|---|---|---|---|---|---|---|---|
| 46 | 0 | 0 | 40,000 | | | | | | 1 |
| 50 | 0 | 1 | 35,000 | 1 | | | | | 1 |
| | 0 | 2 | 65,000 | 2 | | | | | |
| 50 | 0 | 8 | 74,000 | 1 | | | | | 2 |
| | 0 | 1 | 45,000 | 2 | | | | | |
| | 4 | ### | 29,000 | 1 | | | | | |
| 55 | 0 | 9 | 60,000 | 1 | | | | | 1 |
| 58 | 1 | 9 | 203,000 | 3 | | | | | |
| SALDOS | | | | CAUSAS | | | | | |

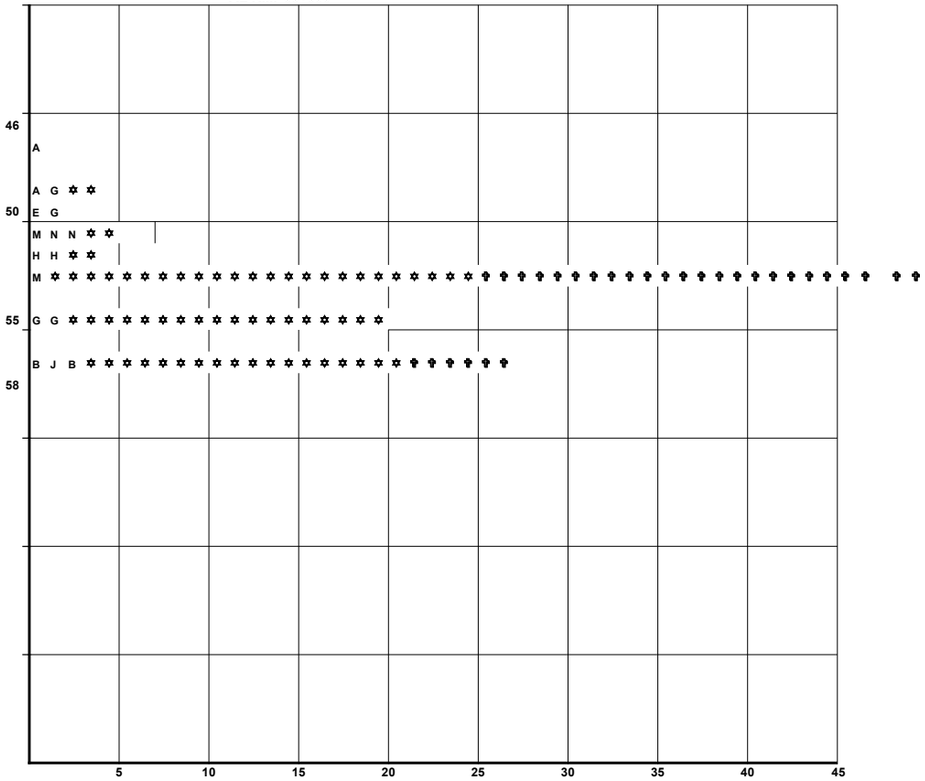
46
A
A G ✡ ✡
50
E G
M N N ✡ ✡
H H ✡ ✡
M ✡ ✡ ✡

# *ACCIDENTES POR KILOMETRO*
# *2007*

**CARRETERA : MEXICO - QUERETARO "CUOTA" ( MEX. 057 D )**

**TRAMO: LIM. EDOS. MEX./HGO.- LIM. EDOS. HGO./MEX.**

**DEL KM: 59+900**

**AL KM: 83+400**

**SALDOS** / **CAUSAS**

| MUERTOS | HERIDOS | DAÑOS MATERIALES ( $ ) | CONDUCTOR | PEAO PAS | VEHICULO | CAMINO | GANADO | ANATURAL |
|---|---|---|---|---|---|---|---|---|
| 0 | 0 | 8,000 | 1 | | | | | |
| 0 | 1 | 50,000 | 1 | | | 1 | | 1 |
| 0 | 1 | 60,000 | | | | 1 | | |
| 1 | 9 | 148,000 | 3 | | | 1 | | 1 |
| 1 | 2 | 155,000 | 2 | | | | | |
| 0 | 3 | 80,000 | 2 | | | | | |
| 0 | 3 | 98,000 | 1 | | | | | |
| 0 | 2 | 75,000 | 1 | | | 1 | | |
| 0 | 2 | 30,000 | 1 | | | | | |
| 1 | 1 | 105,000 | 2 | | | 1 | | 1 |
| 0 | 2 | 55,000 | | | | 1 | | 1 |
| 0 | 1 | 20,000 | 1 | | | | | |

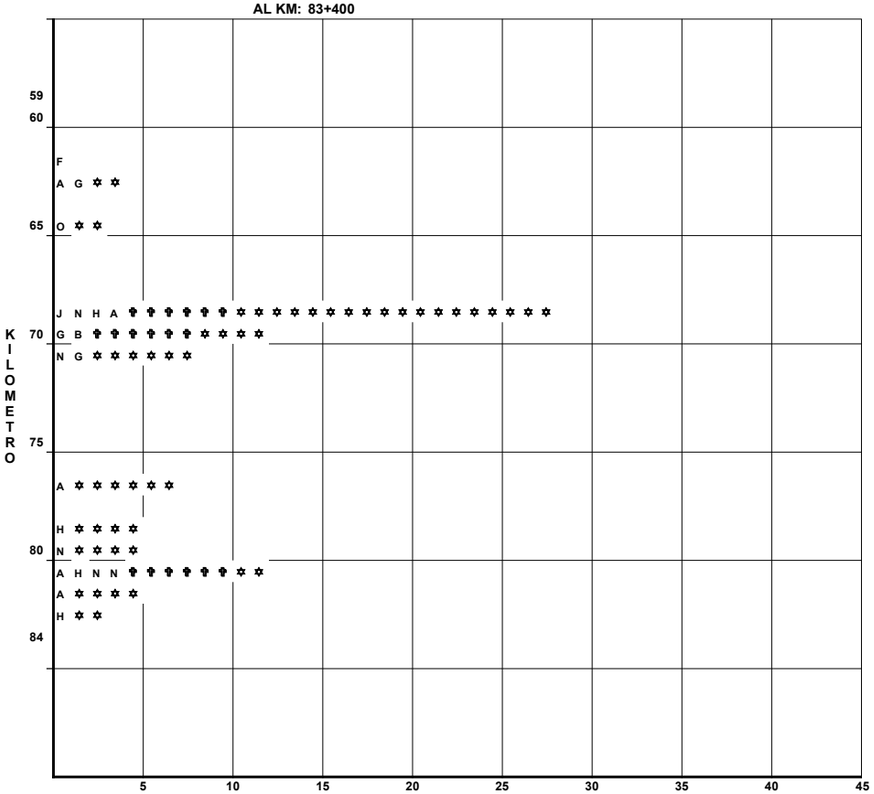


**NUMERO Y CLASIFICACION DE ACCIDENTES**

| CLAVE | CLASIFICACION DEL ACCIDENTE |
|---|---|
| **A** | SALIDA DEL CAMINO |
| SIN COLISION SOBRE EL CAMINO | |
| **B** | VOLCADURA |
| **C** | CAIDA DE PASAJERO |
| **D** | INCENDIO |
| **E** | OTROS |
| COLISION SOBRE EL CAMINO | |
| **F** | PEATON (ATROPELLAMIENTO) |

| CLAVE | CLASIFICACION DEL ACCIDENTE |
|---|---|
| COLISION SOBRE EL CAMINO | |
| **G** | OTRO VEHICULO MOTOR EN TRANSITO |
| **H** | OTRO VEHICULO MOTOR POR ALCANCE |
| **J** | VEHICULO MOTOR ESTACIONADO |
| **K** | FERROCARRIL |
| **L** | BICICLETA |
| **M** | ANIMAL |
| **N** | OBJETO FIJO |
| **O** | OTROS OBJETOS |

ACCIDENTES EQUIVALENTES A DAÑOS MATERIALES

✝ UN MUERTO = 6 ACCIDENTES

✲ UN HERIDO = 2 ACCIDENTES

# *ACCIDENTES POR KILOMETRO*
# *2007*

**CARRETERA : PACHUCA - TEMPOAL (MEX. 105)**
**TRAMO: LIBRAMIENTO ATOTONILCO**

**DEL KM: 0+000**
**AL KM: 6+300**

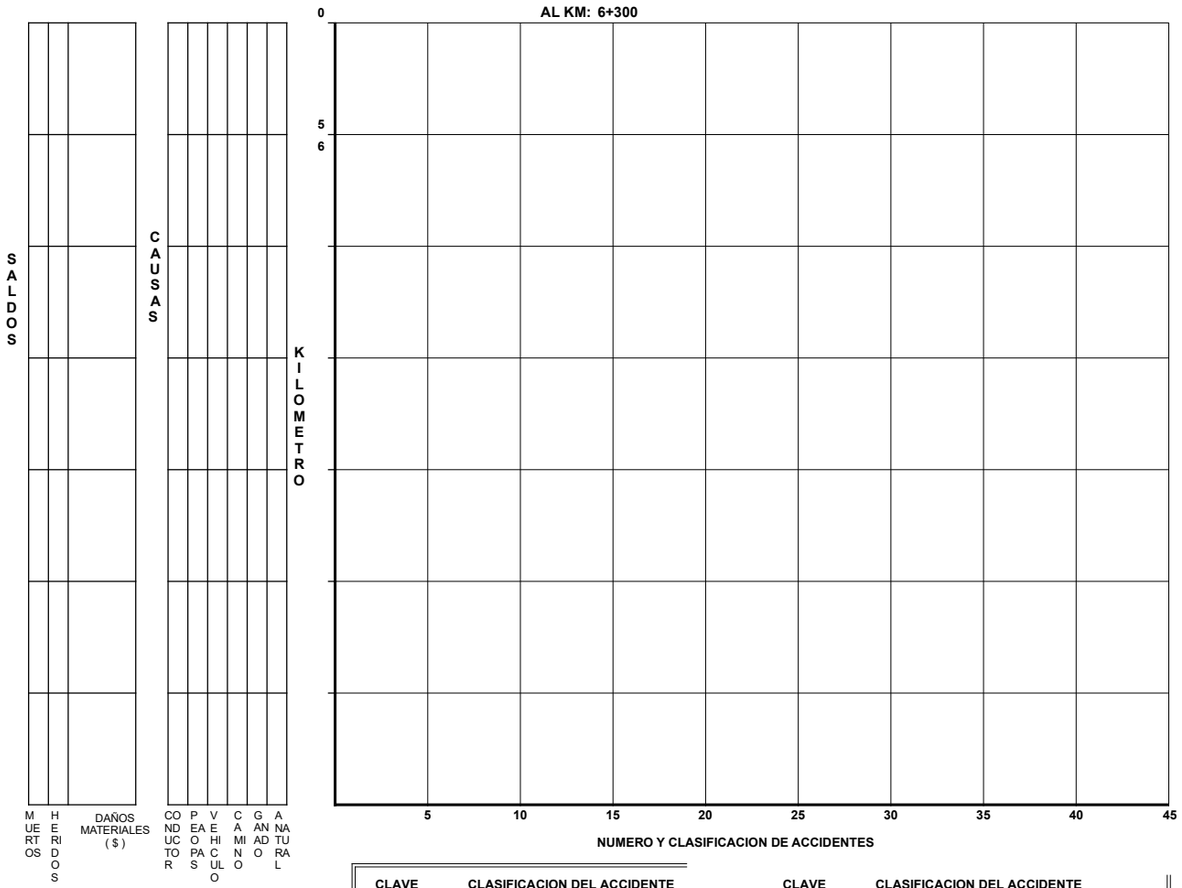


| CLAVE | CLASIFICACION DEL ACCIDENTE |
|---|---|
| **A** | SALIDA DEL CAMINO |
| SIN COLISION SOBRE EL CAMINO | |
| **B** | VOLCADURA |
| **C** | CAIDA DE PASAJERO |
| **D** | INCENDIO |
| **E** | OTROS |
| COLISION SOBRE EL CAMINO | |
| **F** | PEATON (ATROPELLAMIENTO) |

| CLAVE | CLASIFICACION DEL ACCIDENTE |
|---|---|
| COLISION SOBRE EL CAMINO | |
| **G** | OTRO VEHICULO MOTOR EN TRANSITO |
| **H** | OTRO VEHICULO MOTOR POR ALCANCE |
| **J** | VEHICULO MOTOR ESTACIONADO |
| **K** | FERROCARRIL |
| **L** | BICICLETA |
| **M** | ANIMAL |
| **N** | OBJETO FIJO |
| **O** | OTROS OBJETOS |

ACCIDENTES EQUIVALENTES A DAÑOS MATERIALES

✝ UN MUERTO = 6 ACCIDENTES

✡ UN HERIDO = 2 ACCIDENTES

# *ACCIDENTES POR KILOMETRO*
# *2007*

**CARRETERA : CD. SAHAGUN - CALPULALPAN (000)**
**TRAMO: CD. SAHAGUN - LIM. EDOS. HGO/TLAX.**

**DEL KM: 0+000**
**AL KM: 14+000**

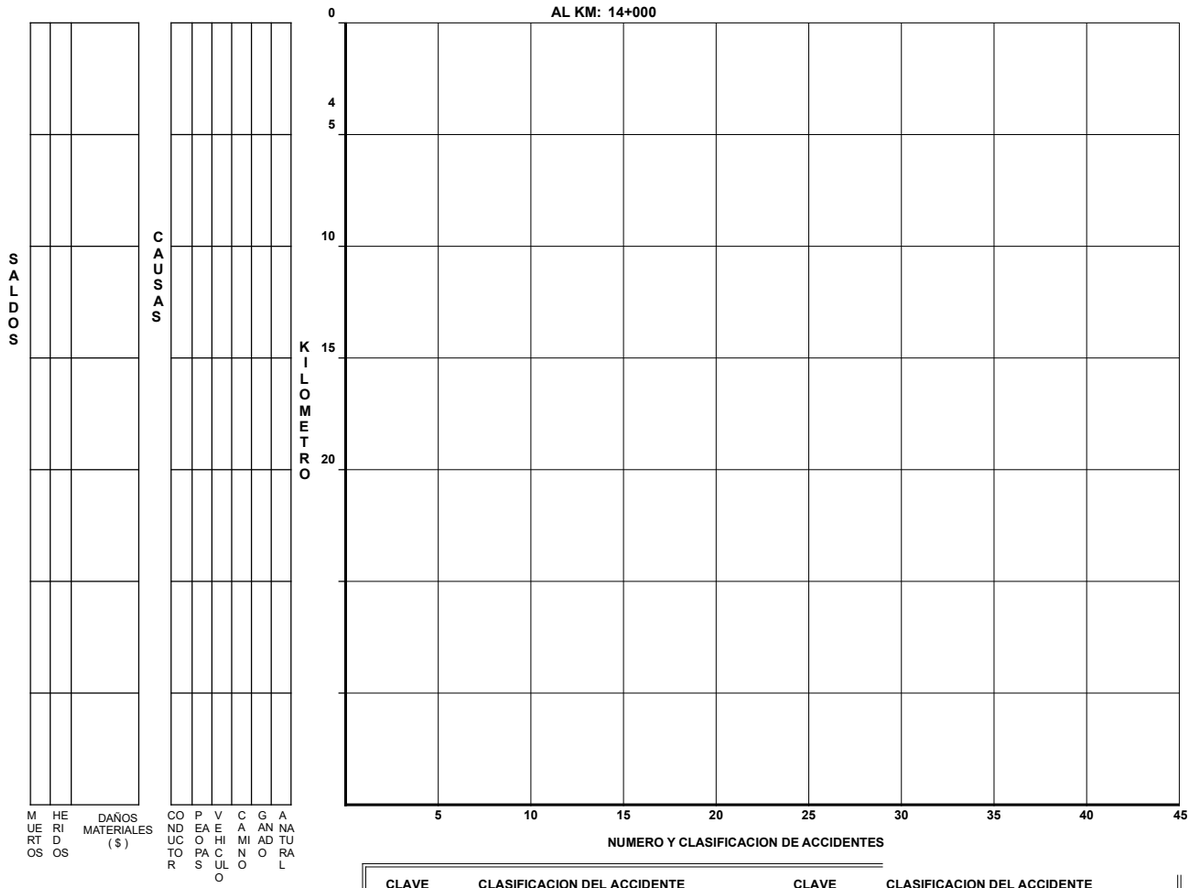


| CLAVE | CLASIFICACION DEL ACCIDENTE | CLAVE | CLASIFICACION DEL ACCIDENTE |
|---|---|---|---|
| **A** | SALIDA DEL CAMINO | COLISION SOBRE EL CAMINO | |
| | | **G** | OTRO VEHICULO MOTOR EN TRANSITO |
| SIN COLISION SOBRE EL CAMINO | | **H** | OTRO VEHICULO MOTOR POR ALCANCE |
| **B** | VOLCADURA | **J** | VEHICULO MOTOR ESTACIONADO |
| **C** | CAIDA DE PASAJERO | **K** | FERROCARRIL |
| **D** | INCENDIO | **L** | BICICLETA |
| **E** | OTROS | **M** | ANIMAL |
| COLISION SOBRE EL CAMINO | | **N** | OBJETO FIJO |
| **F** | PEATON (ATROPELLAMIENTO) | **O** | OTROS OBJETOS |

ACCIDENTES EQUIVALENTES A DAÑOS MATERIALES

✝ UN MUERTO = 6 ACCIDENTES

✡ UN HERIDO = 2 ACCIDENTES

# *ACCIDENTES POR KILOMETRO*
# *2007*

**CARRETERA : MEXICO - TUXPAN "CUOTA" (MEX. 132 D)**
**TRAMO: LIBRAMIENTO TULANCINGO** **DEL KM: 85+000** **AL KM: 122+600**

| SALDOS | | | CAUSAS | | | | | | |
|---|---|---|---|---|---|---|---|---|---|
| MUERTOS | HERIDOS | DAÑOS MATERIALES ($) | CONDUCTOR | PEATONES | VEHICULO | CAMINO | GANADO | ANATURAL |
| 0 | 0 | 20,000 | | | 1 | | | |
| 0 | 1 | 115,000 | 1 | | | | | |
| 0 | 2 | 100,000 | | 1 | | | | |
| 1 | 3 | 2,000 | 1 | | | | | |
| 0 | 0 | 10,000 | 1 | | | | | |
| 1 | 0 | 16,000 | 1 | | | | | |
| 1 | 3 | 7,000 | 2 | | | | | |
| 0 | 0 | 40,000 | 1 | | | | | |
| 1 | 2 | 30,000 | 1 | | | | | |
| 0 | 0 | 5,000 | | 1 | | | | |
| 0 | 1 | 20,000 | 1 | | | | | |

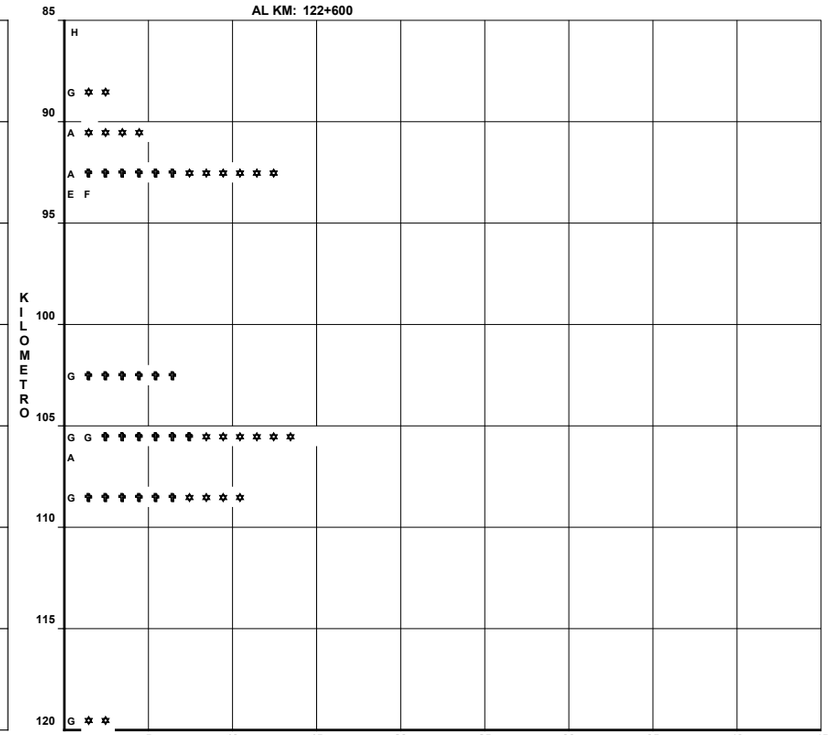


**CARRETERA : MEXICO - TUXPAN "CUOTA" (MEX. 132 D)**
**TRAMO: LIBRAMIENTO TULANCINGO** **DEL KM: 85+000** **AL KM: 123+000**

| SALDOS | | | CAUSAS | | | | | | |
|---|---|---|---|---|---|---|---|---|---|
| MUERTOS | HERIDOS | DAÑOS MATERIALES ($) | CONDUCTOR | PEATONES | VEHICULO | CAMINO | GANADO | ANATURAL |
| 0 | 1 | 35,000 | 1 | | | | | |
| 0 | 0 | 10,000 | 1 | | | | | |

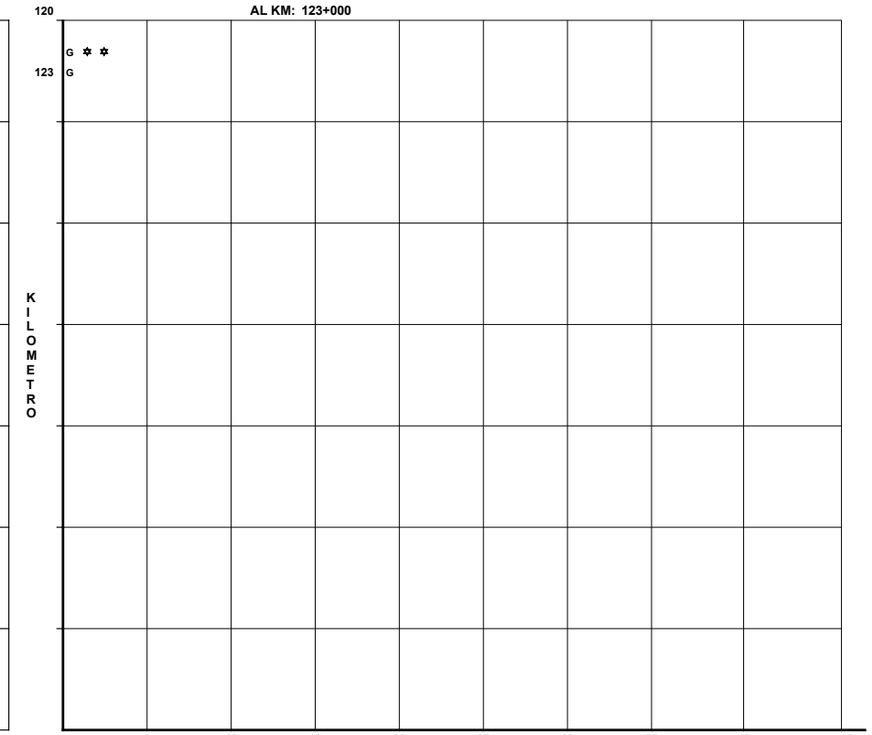


| CLAVE | CLASIFICACION DEL ACCIDENTE | CLAVE | CLASIFICACION DEL ACCIDENTE |
|---|---|---|---|
| A | SALIDA DEL CAMINO | COLISION SOBRE EL CAMINO | |
| | | G | OTRO VEHICULO MOTOR EN TRANSITO |
| SIN COLISION SOBRE EL CAMINO | | H | OTRO VEHICULO MOTOR POR ALCANCE |
| B | VOLCADURA | J | VEHICULO MOTOR ESTACIONADO |
| C | CAIDA DE PASAJERO | K | FERROCARRIL |
| D | INCENDIO | L | BICICLETA |
| E | OTROS | M | ANIMAL |
| COLISION SOBRE EL CAMINO | | N | OBJETO FIJO |
| F | PEATON (ATROPELLAMIENTO) | O | OTROS OBJETOS |

ACCIDENTES EQUIVALENTES A DAÑOS MATERIALES
✝ UN MUERTO = 6 ACCIDENTES
✲ UN HERIDO = 2 ACCIDENTES

*CAUSANTE PRINCIPAL DEL ACCIDENTE (en porcentaje)*
*( 2 0 0 7 )*

***H I D A L G O***

| CARRETERA Y TRAMO | CONDUCTOR | PEATON O PASAJERO | VEHICULO | CAMINO | IRRUPCION DE GANADO | AGENTE NATURAL |
|---|---|---|---|---|---|---|
| MÉXICO – PACHUCA LIM. EDOS. MEX. / HGO. - MATILDE | 90.14 | 1.41 | 4.23 | 1.41 | 0.00 | 2.82 |
| "T" COLONIA - CD. VALLES "T" COLONIA - LIM. EDOS. HGO. / S.L.P. | 94.44 | 1.39 | 0.00 | 0.00 | 0.00 | 4.17 |
| PACHUCA – TEMPOAL PACHUCA - LIM. EDOS. HGO./ VER. | 81.93 | 2.41 | 2.41 | 0.00 | 2.41 | 10.84 |
| PACHUCA - TUXPAN PACHUCA - LIM. EDOS. HGO/PUE. | 87.27 | 1.82 | 2.73 | 1.82 | 0.00 | 6.36 |
| PACHUCA - CD. SAHAGUN PACHUCA - CD. SAHAGUN | 88.00 | 1.33 | 1.33 | 2.67 | 0.00 | 6.67 |
| VENTA DE CARPIO - PITULA LIM. EDOS. MEX/HGO.- "T" PITULA | 69.32 | 1.14 | 3.41 | 6.82 | 1.14 | 18.18 |
| APIZACO – TEJOCOTAL LIM. EDOS. PUE. / HGO.´- TEJOCOTAL | | | | | | |
| PORTEZUELO – PALMILLAS "T" PORTEZUELO - LIM. EDOS. HGO./QRO. | | | | | | |
| JOROBAS – TULA LIM. EDOS. MEX/HGO.- TULA | 90.00 | 0.00 | 0.00 | 5.00 | 0.00 | 5.00 |
| MÉXICO - PACHUCA "CUOTA" ( D ) LIM. EDOS. MEX/HGO. - LOS ÁNGELES | 68.75 | 0.00 | 0.00 | 0.00 | 0.00 | 31.25 |

*CAUSANTE PRINCIPAL DEL ACCIDENTE (en porcentaje)*

*( 2 0 0 7 )*

***H I D A L G O***

| CARRETERA Y TRAMO | CONDUCTOR | PEATON O PASAJERO | VEHICULO | CAMINO | IRRUPCION DE GANADO | AGENTE NATURAL |
|---|---|---|---|---|---|---|
| MÉXICO - QUERÉTARO "CUOTA" ( D ) LIM. EDOS. MEX/HGO. - LIM. EDOS. HGO/MEX. | 60.00 | 0.00 | 0.00 | 24.00 | 0.00 | 16.00 |
| PACHUCA – TEMPOAL LIBRAMIENTO ATOTONILCO | | | | | | |
| CD. SAHAGÚN - CALPULALPAN CD. SAHAGÚN - LIM EDOS. HGO/TLAX. | | | | | | |
| MEXICO - TUXPAN "CUOTA" ( D ) LIBRAMIENTO TULANCINGO | 78.57 | 14.29 | 7.14 | 0.00 | 0.00 | 0.00 |

*TOTAL DE CAUSANTES PRINCIPALES DEL ACCIDENTE (en porcentaje)*

| | | | | | | |
|---|---|---|---|---|---|---|
| **LIBRE** | 84.97 | 1.54 | 2.31 | 2.31 | 0.58 | 8.29 |
| **CUOTA** | 67.27 | 3.64 | 1.82 | 10.91 | 0.00 | 16.36 |
| **H I D A L G O** | **83.28** | **1.74** | **2.26** | **3.14** | **0.52** | **9.06** |

# *DATOS DEL LUGAR DEL ACCIDENTE Y CONTROL DEL TRANSITO*
## *( 2 0 0 7 )*

***H I D A L G O***

| CARRETERA Y TRAMO | ALINEAMIENTO VERTICAL | | | | ALINEAMIENTO HORIZONTAL | | | | | | | | | | | | CONTROL DE TRANSITO EXISTENTE | | | | | | | | | | | | |
|---|---|---|---|---|---|---|---|---|---|---|---|---|---|---|---|---|---|---|---|---|---|---|---|---|---|---|---|---|---|
| | PENDIENTE | CIMA | COLUMPIO | A NIVEL | TANGENTE | CURVA ABIERTA | CURVA CERRADA | ENTRONQUE | PUENTE O TUNEL | INTERSECCION | CALLEJON | ACCESO PRIVADO | CRUCE FFCC | ZONA PORTUARIA | TRAMO EN CONSTRUCCION | OTRO | SEÑAL INFORMATIVA | SEÑAL PREVENTIVA | SEÑAL RESTRICTIVA | SEMAFORO | AGENTE O GUARDAVIA | BARRERA O ISLETA | RAYAS LATERALES | RAYA CENTRAL | VIBRADORES | ABANDERAMIENTO | BANDEREROS | OTRO CONTROL | SIN CONTROL |
| MÉXICO – PACHUCA LIM. EDOS. MEX. / HGO. - MATILDE | 11 | | | 60 | 56 | 10 | 2 | 2 | | 1 | | | | | | | 70 | 70 | 69 | 1 | | | 70 | 69 | 1 | | | | |
| "T" COLONIA - CD. VALLES "T" COLONIA - LIM. EDOS. HGO. / S.L.P. | 22 | | | 50 | 63 | 6 | 2 | | | | | | | | 1 | | 69 | 68 | 68 | 1 | | 1 | 49 | 52 | 1 | 1 | 1 | | |
| PACHUCA – TEMPOAL PACHUCA - LIM. EDOS. HGO./ VER. | 57 | | | 26 | 40 | 18 | 20 | 2 | 2 | 1 | | | | | | | 82 | 82 | 80 | 1 | | | 71 | 72 | | | | 1 | |
| PACHUCA - TUXPAN PACHUCA - LIM. EDOS. HGO/PUE. | 60 | | | 50 | 68 | 18 | 12 | 3 | 4 | 3 | | | | | | 2 | 99 | 95 | 93 | 9 | | 1 | 99 | 94 | 1 | | | | |
| PACHUCA - CD. SAHAGUN PACHUCA - CD. SAHAGUN | 17 | 1 | | 57 | 63 | 6 | | 3 | | 2 | 1 | | | | | | 75 | 75 | 71 | | | | 75 | 73 | 3 | | | | |
| VENTA DE CARPIO - PITULA LIM. EDOS. MEX/HGO.- "T" PITULA | 50 | | | 38 | 62 | 21 | 2 | | | 3 | | | | | | | 85 | 88 | 88 | 3 | | 2 | 88 | 85 | 1 | | | | |
| APIZACO – TEJOCOTAL LIM. EDOS. PUE. / HGO.´- TEJOCOTAL | | | | | | | | | | | | | | | | | | | | | | | | | | | | | |
| PORTEZUELO – PALMILLAS "T" PORTEZUELO - LIM. EDOS. HGO./QRO. | | | | | | | | | | | | | | | | | | | | | | | | | | | | | |
| JOROBAS – TULA LIM. EDOS. MEX/HGO.- TULA | 5 | | | 15 | 16 | 3 | 1 | | | | | | | | | | 20 | 20 | 20 | 3 | | | 16 | 16 | | | | | 1 |

# *DATOS DEL LUGAR DEL ACCIDENTE Y CONTROL DEL TRANSITO*
## *( 2 0 0 7 )*

***H I D A L G O***

| CARRETERA Y TRAMO | ALINEAMIENTO VERTICAL | | | | ALINEAMIENTO HORIZONTAL | | | | | | | | | | | | CONTROL DE TRANSITO EXISTENTE | | | | | | | | | | | | |
|---|---|---|---|---|---|---|---|---|---|---|---|---|---|---|---|---|---|---|---|---|---|---|---|---|---|---|---|---|---|
| | PENDIENTE | CIMA | COLUMPIO | A NIVEL | TANGENTE | CURVA ABIERTA | CURVA CERRADA | ENTRONQUE | PUENTE O TUNEL | INTERSECCION | CALLEJON | ACCESO PRIVADO | CRUCE FFCC | ZONA PORTUARIA | TRAMO EN CONSTRUCCION | OTRO | SEÑAL INFORMATIVA | SEÑAL PREVENTIVA | SEÑAL RESTRICTIVA | SEMAFORO | AGENTE O GUARDAVIA | BARRERA O ISLETA | RAYAS LATERALES | RAYA CENTRAL | VIBRADORES | ABANDERAMIENTO | BANDEREROS | OTRO CONTROL | SIN CONTROL |
| MÉXICO - PACHUCA "CUOTA" ( D ) LIM. EDOS. MEX/HGO. - LOS ÁNGELES | 6 | | | 10 | 13 | 3 | | | | | | | | | | | 15 | 15 | 15 | | | | 15 | 14 | | | | | |
| MÉXICO - QUERÉTARO "CUOTA" ( D ) LIM. EDOS. MEX/HGO. - LIM. EDOS. HGO/MEX. | 18 | | | 7 | 18 | 7 | | | | | | | | | | | 25 | 25 | 25 | | | 2 | 25 | 24 | | | | 1 | |
| PACHUCA – TEMPOAL LIBRAMIENTO ATOTONILCO | | | | | | | | | | | | | | | | | | | | | | | | | | | | | |
| CD. SAHAGÚN - CALPULALPAN CD. SAHAGÚN - LIM EDOS. HGO/TLAX. | | | | | | | | | | | | | | | | | | | | | | | | | | | | | |
| MEXICO - TUXPAN "CUOTA" ( D ) LIBRAMIENTO TULANCINGO | 6 | | | 8 | 14 | | | | | | | | | | | | 13 | 14 | 13 | | | | 14 | 13 | | | | | |

*TOTAL DATOS DEL LUGAR DEL ACCIDENTE Y CONTROL DEL TRANSITO*

| | | | | | | | | | | | | | | | | | | | | | | | | | | | | | |
|---|---|---|---|---|---|---|---|---|---|---|---|---|---|---|---|---|---|---|---|---|---|---|---|---|---|---|---|---|---|
| **LIBRE** | 222 | 1 | | 296 | 368 | 82 | 39 | 10 | 6 | 10 | 1 | | | | 1 | 2 | 500 | 498 | 489 | 18 | | 4 | 468 | 461 | 7 | 1 | 1 | 1 | 1 |
| **CUOTA** | 30 | | | 25 | 45 | 10 | | | | | | | | | | | 53 | 54 | 53 | | | 2 | 54 | 51 | | | | 1 | |
| **H I D A L G O** | **252** | **1** | | **321** | **413** | **92** | **39** | **10** | **6** | **10** | **1** | | | | **1** | **2** | **553** | **552** | **542** | **18** | | **6** | **522** | **512** | **7** | **1** | **1** | **2** | **1** |

# *CIRCUNSTANCIAS QUE CONTRIBUYERON AL ACCIDENTE*
# *( 2 0 0 7 )*

***H I D A L G O***

| CARRETERA Y TRAMO | DEL CONDUCTOR O PEATON | | | | | | | | | | | | | | DEL VEHICULO | | | | | | | | | | DEL CAMINO | | | | | | | AGENTE NATURAL | | | | | |
|---|---|---|---|---|---|---|---|---|---|---|---|---|---|---|---|---|---|---|---|---|---|---|---|---|---|---|---|---|---|---|---|---|---|---|---|---|
| | IMPRUDENCIA O INTENCION | VELOCIDAD EXCESIVA | INVADIO CARRIL CONTRARIO | REBASO INDEBIDAMENTE | NO RESPETO LA SEÑAL DE ALTO | NO RESPETO SEMAFORO | NO CEDIO EL PASO | NO GUARDO DISTANCIA | VIRO INDEBIDAMENTE | MAL ESTACIONADO | ESTADO DE EBRIEDAD | BAJO EFECTOS DE DROGA | DORMITANDO | DESLUMBRAMIENTO | LLANTAS | FRENOS | DIRECCION | SUSPENSION | LUCES | EJES | TRANSMISION | MOTOR | SOBRECUPO O SOBRECARGA | EXCESO DE DIMENSIONES | IRRUPCION DE GANADO | DESPERFECTOS | FALTA DE SEÑALES | OBJETOS EN EL CAMINO | MOJADO | RESBALOSO | OTROS | LLUVIA | NIEVE O GRANIZO | NIEBLA O HUMO | TOLVANERA | VIENTOS FUERTES | OTROS |
| MÉXICO – PACHUCA LIM. EDOS. MEX. / HGO. - MATILDE | 1 | 43 | 6 | | 1 | | 5 | 4 | 2 | | 2 | | 1 | | 3 | | | | | | | | | | | | | | 1 | | | 2 | | | | | |
| "T" COLONIA - CD. VALLES "T" COLONIA - LIM. EDOS. HGO. / S.L.P. | 1 | 50 | 5 | 3 | | | 3 | 2 | 1 | | 4 | | | | | | | | | | | | | | | | | | | | | 3 | | | | | |
| PACHUCA – TEMPOAL PACHUCA - LIM. EDOS. HGO./ VER. | 2 | 40 | 14 | 1 | | | 3 | 3 | 4 | 1 | 1 | | 1 | | 2 | | | | | | | | | | 2 | | | | | | | 9 | | | | | |
| PACHUCA - TUXPAN PACHUCA - LIM. EDOS. HGO/PUE. | 2 | 48 | 15 | 7 | 1 | | 15 | 3 | 4 | | 3 | | | | | 2 | | | | 1 | | | | | | | | | 1 | 1 | | 6 | | 1 | | | |
| PACHUCA - CD. SAHAGUN PACHUCA - CD. SAHAGUN | 1 | 42 | 11 | 2 | | | 5 | | 3 | | 3 | | | | 1 | | | | | | | | | | | | | | 1 | 1 | | 5 | | | | | |
| VENTA DE CARPIO - PITULA LIM. EDOS. MEX/HGO.- "T" PITULA | 1 | 38 | 10 | 2 | | | 3 | 4 | | 1 | 1 | | 2 | | 3 | | | | | | | | | | 1 | | | 1 | 3 | 2 | | 7 | 1 | 2 | 2 | | 4 |
| APIZACO – TEJOCOTAL LIM. EDOS. PUE. / HGO.´- TEJOCOTAL | | | | | | | | | | | | | | | | | | | | | | | | | | | | | | | | | | | | | |
| PORTEZUELO – PALMILLAS "T" PORTEZUELO - LIM. EDOS. HGO./QRO. | | | | | | | | | | | | | | | | | | | | | | | | | | | | | | | | | | | | | |
| JOROBAS – TULA LIM. EDOS. MEX/HGO.- TULA | | 18 | | | | | | | | | | | | | | | | | | | | | | | | | | | | | 1 | 1 | | | | | |
| MÉXICO - PACHUCA "CUOTA" ( D ) LIM. EDOS. MEX/HGO. - LOS ÁNGELES | | 11 | | | | | | | | | | | | | | | | | | | | | | | | | | | | | | 5 | | | | | |

# *CIRCUNSTANCIAS QUE CONTRIBUYERON AL ACCIDENTE*
## *( 2 0 0 7 )*

***H I D A L G O***

| CARRETERA Y TRAMO | DEL CONDUCTOR O PEATON | | | | | | | | | | | | | | DEL VEHICULO | | | | | | | | | | DEL CAMINO | | | | | | | AGENTE NATURAL | | | | | |
|---|---|---|---|---|---|---|---|---|---|---|---|---|---|---|---|---|---|---|---|---|---|---|---|---|---|---|---|---|---|---|---|---|---|---|---|---|---|
| | IMPRUDENCIA O INTENCION | VELOCIDAD EXCESIVA | INVADIO CARRIL CONTRARIO | REBASO INDEBIDAMENTE | NO RESPETO LA SEÑAL DE ALTO | NO RESPETO SEMAFORO | NO CEDIO EL PASO | NO GUARDO DISTANCIA | VIRO INDEBIDAMENTE | MAL ESTACIONADO | ESTADO DE EBRIEDAD | BAJO EFECTOS DE DROGA | DORMITANDO | DESLUMBRAMIENTO | LLANTAS | FRENOS | DIRECCION | SUSPENSION | LUCES | EJES | TRANSMISION | MOTOR | SOBRECUPO O SOBRECARGA | EXCESO DE DIMENSIONES | IRRUPCION DE GANADO | DESPERFECTOS | FALTA DE SEÑALES | OBJETOS EN EL CAMINO | MOJADO | RESBALOSO | OTROS | LLUVIA | NIEVE O GRANIZO | NIEBLA O HUMO | TOLVANERA | VIENTOS FUERTES | OTROS |
| MÉXICO - QUERÉTARO "CUOTA" ( D ) LIM. EDOS. MEX/HGO. - LIM. EDOS. HGO/MEX. | | 13 | 1 | | | | | 1 | | | | | | | | | | | | | | | | | | | | | 3 | 3 | | 4 | | | | | |
| PACHUCA – TEMPOAL LIBRAMIENTO ATOTONILCO | | 1 | | | | | | | | | | | | | | | | | | | | | | | | | | | | | | | | | | | |
| CD. SAHAGÚN - CALPULALPAN CD. SAHAGÚN - LIM EDOS. HGO/TLAX. | | | | | | | | | | | | | | | | | | | | | | | | | | | | | | | | | | | | | |
| MEXICO - TUXPAN "CUOTA" ( D ) LIBRAMIENTO TULANCINGO | 2 | 10 | 1 | | | | | | | | | | | | 1 | | | | | | | | | | | | | | | | | | | | | | |

*TOTAL DE CIRCUNSTANCIAS QUE CONTRIBUYERON AL ACCIDENTE*

| | | | | | | | | | | | | | | | | | | | | | | | | | | | | | | | | | | | | | |
|---|---|---|---|---|---|---|---|---|---|---|---|---|---|---|---|---|---|---|---|---|---|---|---|---|---|---|---|---|---|---|---|---|---|---|---|---|---|
| **LIBRE** | 8 | 280 | 61 | 15 | 2 | | 34 | 16 | 14 | 2 | 14 | | 4 | | 9 | 2 | | | | 1 | | | | | 3 | | | 1 | 6 | 4 | 1 | 33 | 1 | 3 | 2 | | 4 |
| **CUOTA** | 2 | 34 | 2 | | | | | 1 | | | | | | | 1 | | | | | | | | | | | | | | 3 | 3 | | 9 | | | | | |
| **H I D A L G O** | **10** | **314** | **63** | **15** | **2** | | **34** | **17** | **14** | **2** | **14** | | **4** | | **10** | **2** | | | | **1** | | | | | **3** | | | **1** | **9** | **7** | **1** | **42** | **1** | **3** | **2** | | **4** |

# *ACCIDENTES POR TIPO DE VEHICULO*
## *( 2 0 0 7 )*

***H I D A L G O***

| CARRETERA Y TRAMO | # DE ACC. | ACCIDENTES POR TIPO DE VEHICULO | | | | | | | | | | | | | | | | | | | | | | | |
|---|---|---|---|---|---|---|---|---|---|---|---|---|---|---|---|---|---|---|---|---|---|---|---|---|---|
| | | A | A-A | A-B | A-C | A-B-C | B | B-B | B-C | C | C-C | A-M | A-O | A-B-O | A-C-O | A-M-O | B-M | B-O | C-M | C-O | M | M-M | M-O | O | O-O |
| MÉXICO – PACHUCA LIM. EDOS. MEX. / HGO. - MATILDE | 71 | 35 | 22 | 1 | 4 | | | | 1 | 4 | | 2 | 1 | | | | | | | | 1 | | | | |
| "T" COLONIA - CD. VALLES "T" COLONIA - LIM. EDOS. HGO. / S.L.P. | 72 | 30 | 15 | 3 | 8 | | 3 | | | 7 | | 2 | 3 | | | | | | | | | | | 1 | |
| PACHUCA – TEMPOAL PACHUCA - LIM. EDOS. HGO./ VER. | 83 | 25 | 32 | 3 | 7 | | 1 | | | 9 | | 1 | 4 | | | | | | | | | | | 1 | |
| PACHUCA - TUXPAN PACHUCA - LIM. EDOS. HGO/PUE. | 110 | 39 | 42 | 2 | 12 | | | | | 3 | 2 | 2 | 2 | | 2 | | | | | | 1 | | | 3 | |
| PACHUCA - CD. SAHAGUN PACHUCA - CD. SAHAGUN | 75 | 27 | 16 | | 15 | | | | | 5 | | 2 | 7 | | | | | | 1 | | | | | 2 | |
| VENTA DE CARPIO - PITULA LIM. EDOS. MEX/HGO.- "T" PITULA | 88 | 41 | 23 | | 8 | | 2 | 3 | | 3 | 2 | 1 | 1 | | | | 1 | | | | 1 | | | 2 | |
| APIZACO – TEJOCOTAL LIM. EDOS. PUE. / HGO.´- TEJOCOTAL | | | | | | | | | | | | | | | | | | | | | | | | | |
| PORTEZUELO – PALMILLAS "T" PORTEZUELO - LIM. EDOS. HGO./QRO. | | | | | | | | | | | | | | | | | | | | | | | | | |
| JOROBAS – TULA LIM. EDOS. MEX/HGO.- TULA | 20 | 7 | 4 | 1 | 1 | | 1 | | | 1 | 2 | | 2 | | | | | | | | | | | 1 | |
| MÉXICO - PACHUCA "CUOTA" ( D ) LIM. EDOS. MEX/HGO. - LOS ÁNGELES | 16 | 11 | 2 | | 1 | | | | | | 1 | | | | | | | | | | | 1 | | | |

# *ACCIDENTES POR TIPO DE VEHICULO*
## *( 2 0 0 7 )*

***H I D A L G O***

| CARRETERA Y TRAMO | # DE ACC. | ACCIDENTES POR TIPO DE VEHICULO | | | | | | | | | | | | | | | | | | | | | | | |
|---|---|---|---|---|---|---|---|---|---|---|---|---|---|---|---|---|---|---|---|---|---|---|---|---|---|
| | | A | A-A | A-B | A-C | A-B-C | B | B-B | B-C | C | C-C | A-M | A-O | A-B-O | A-C-O | A-M-O | B-M | B-O | C-M | C-O | M | M-M | M-O | O | O-O |
| MÉXICO - QUERÉTARO "CUOTA" ( D ) LIM. EDOS. MEX/HGO. - LIM. EDOS. HGO/MEX. | 25 | 11 | 4 | | 4 | | 2 | | | | 2 | | 1 | | | | | | | | | 1 | | | |
| PACHUCA – TEMPOAL LIBRAMIENTO ATOTONILCO | | | | | | | | | | | | | | | | | | | | | | | | | |
| CD. SAHAGÚN - CALPULALPAN CD. SAHAGÚN - LIM EDOS. HGO/TLAX. | | | | | | | | | | | | | | | | | | | | | | | | | |
| MEXICO - TUXPAN "CUOTA" ( D ) LIBRAMIENTO TULANCINGO | 14 | 4 | 3 | | 2 | | | | | 1 | | | 2 | | | | | | | | 1 | | | | 1 |

*TOTAL DE ACCIDENTES POR TIPO DE VEHICULO*

| | | | | | | | | | | | | | | | | | | | | | | | | | |
|---|---|---|---|---|---|---|---|---|---|---|---|---|---|---|---|---|---|---|---|---|---|---|---|---|---|
| **LIBRE** | 519 | 204 | 154 | 10 | 55 | | 7 | 3 | 1 | 32 | 6 | 10 | 20 | | 2 | | 1 | | 1 | | 3 | | | 10 | |
| **CUOTA** | 55 | 26 | 9 | | 7 | | 2 | | | 1 | 3 | | 3 | | | | | | | | 1 | 2 | | | 1 |
| **H I D A L G O** | **574** | **230** | **163** | **10** | **62** | | **9** | **3** | **1** | **33** | **9** | **10** | **23** | | **2** | | **1** | | **1** | | **4** | **2** | | **10** | **1** |
| **PORCENTAJES** | 100.00 | 40.07 | 28.40 | 1.74 | 10.80 | 0.00 | 1.57 | 0.52 | 0.17 | 5.75 | 1.57 | 1.74 | 4.01 | 0.00 | 0.35 | 0.00 | 0.17 | 0.00 | 0.17 | 0.00 | 0.70 | 0.35 | 0.00 | 1.74 | 0.17 |

**TIPO DE VEHICULO**

A.- AUTOMOVIL Y PICK-UP

B.- AUTOBUSES

C.- CAMION SENCILLO Y COMBINADO

M.- MOTOCICLETAS Y BICICLETAS

O.- OTROS (MAQ. AGRICOLA, DE CONST, TREN, VEH. FUGADOS DEL SITIO)

# *TIPO DE VEHICULOS INVOLUCRADOS*

## *( 2 0 0 7 )*

***H I D A L G O***

| CARRETERA Y TRAMO | TIPO DE VEHICULOS INVOLUCRADOS | | |

# *TIPO DE VEHICULOS INVOLUCRADOS*

## *( 2 0 0 7 )*

***H I D A L G O***

| CARRETERA Y TRAMO | TIPO DE VEHICULOS INVOLUCRADOS | | | | | | | | | | | | | | | | | | | | | | | | | | | | | | | | | | | | | | | | | | | | | | | TOTAL DE VEH. |
|---|---|---|---|---|---|---|---|---|---|---|---|---|---|---|---|---|---|---|---|---|---|---|---|---|---|---|---|---|---|---|---|---|---|---|---|---|---|---|---|---|---|---|---|---|---|---|---|---|
| | A | A-A | | A-B | | A-C | | A-B-C | | | B | B-B | | B-C | | C | C-C | | A-M | | A-O | | A-B-O | | | A-C-O | | | A-M-O | | | B-M | | B-O | | C-M | | C-O | | M | M-M | | M-O | | O | O-O | | |
| PACHUCA – TEMPOAL LIBRAMIENTO ATOTONILCO | | | | | | | | | | | | | | | | | | | | | | | | | | | | | | | | | | | | | | | | | | | | | | | | |
| CD. SAHAGÚN - CALPULALPAN CD. SAHAGÚN - LIM EDOS. HGO/TLAX. | | | | | | | | | | | | | | | | | | | | | | | | | | | | | | | | | | | | | | | | | | | | | | | | |
| MEXICO - TUXPAN "CUOTA" ( D ) LIBRAMIENTO TULANCINGO | 4 | 6 | 8 | 1 | 1 | 1 | 1 | | | | | | | | | 1 | | | | | 1 | 1 | | | | | | | | | | | | | | | 3 | 1 | 1 | | | | | | | | 30 |

*TOTAL DE TIPO DE VEHICULOS INVOLUCRADOS*

| | | | | | | | | | | | | | | | | | | | | | | | | | | | | | | | | | | | | | | | | | | | | | | | |
|---|---|---|---|---|---|---|---|---|---|---|---|---|---|---|---|---|---|---|---|---|---|---|---|---|---|---|---|---|---|---|---|---|---|---|---|---|---|---|---|---|---|---|---|---|---|---|---|---|
| **LIBRE** | 204 | 172 | 189 | 9 | 8 | 65 | 66 | | | | 7 | 2 | 2 | 1 | 1 | 32 | 6 | 6 | 9 | 8 | 22 | 22 | | | | 1 | 1 | 1 | | | | | | | | 1 | 1 | 1 | 1 | 3 | | | | | 10 | | | 851 |
| **CUOTA** | 26 | 14 | 16 | 1 | 1 | 13 | 14 | | | | 2 | | | | | 1 | 3 | 3 | 2 | 2 | 8 | 8 | | | | | | | | | | | | | | | | 3 | 1 | 1 | 2 | 2 | | | | | | 123 |
| **H I D A L G O** | **230** | **186** | **205** | **10** | **9** | **78** | **80** | | | | **9** | **2** | **2** | **1** | **1** | **33** | **9** | **9** | **11** | **10** | **30** | **30** | | | | **1** | **1** | **1** | | | | | | | | **1** | **1** | **4** | **2** | **4** | **2** | **2** | | | **10** | | | **974** |
| | 230 | 391 | | 19 | | 158 | | | | | 9 | 4 | | 2 | | 33 | 18 | | 21 | | 60 | | | | | 3 | | | | | | | | | | 2 | | 6 | | 4 | 4 | | | | 10 | | | 974 |

| TIPO DE VEHICULO | TOTAL DE VEHICULOS | PORCENTAJE % |
|---|---|---|
| **A** | 751 | 77% |
| **B** | 23 | 2% |
| **C** | 138 | 14% |
| **M** | 19 | 2% |
| **O** | 43 | 4% |
| **T** | 974 | 100% |

**TIPO DE VEHICULO**
A.- AUTOMOVIL Y PICK-UP
B.- AUTOBUSES
C.- CAMION SENCILLO Y COMBINADO
M.- MOTOCICLETAS Y BICICLETAS
O.- OTROS (MAQ. AGRICOLA, DE CONST, TREN, VEH. FUGADOS DEL SITIO)

# *RESUMEN DE ACCIDENTES DE TRANSITO 2 0 0 7*

## *RED DE CARRETERA FEDERAL LIBRE Y DE CUOTA*

***H I D A L G O***

| CLASIFICACION | LONGITUD ( km ) | ACCIDENTES | HERIDOS | MUERTOS | DAÑOS MATERIALES (MILLONES $) | VEH/km (MILLONES ) | INDICE DE ACCIDENTES ( A ) |
|---|---|---|---|---|---|---|---|
| **LIBRE** | 745.100 | 519 | 579 | 49 | 17.013 | 4,008.410 | 0.129 |
| **CUOTA** | 74.000 | 55 | 82 | 11 | 1.845 | 1,702.213 | 0.032 |
| **RESUMEN DEL ESTADO** | 828.190 | 574 | 661.000 | 60.000 | 18.858 | 5,710.623 | 0.129 |

NOTA:

(A) INDICE DE ACCIDENTES POR MILLON DE VEHICULOS - KILOMETRO